



# Yucaipa Valley Water District

12770 Second Street, Yucaipa, California 92399 Phone: (909) 797-5117

---

## **Notice and Agenda of a Regular Meeting of the Board of Directors**

**Wednesday, April 20, 2011 at 6:00 p.m.**

---

- I. CALL TO ORDER - Pledge of Allegiance
- II. ROLL CALL
- III. PUBLIC COMMENTS - At this time, members of the public may address the Board of Directors on matters within its jurisdiction. To provide comments on specific agenda items, please complete a speaker's request form and provide the completed form to the Board Secretary prior to the board meeting.
- IV. CONSENT CALENDAR - All matters listed under the Consent Calendar are considered by the Board of Directors to be routine and will be enacted in one motion. There will be no discussion of these items prior to the time the board considers the motion unless members of the board, the administrative staff, or the public request specific items to be discussed and/or removed from the Consent Calendar. The General Manager recommends approval of the following:
  - A. Minutes of Meetings
    - 1. Regular Board Meeting - April 6, 2011
    - 2. Board Workshop - April 12, 2011
  - B. Payment of Bills
    - 1. Approve/Ratify Invoices of Board Awarded Contracts
    - 2. Approve General Expenses for March 2011
- V. BOARD REPORTS
  - A. City of Yucaipa Uptown Groundbreaking Ceremony - April 11, 2011
  - B. Yucaipa Valley Water District Board Workshop - April 12, 2011
  - C. California Water Environment Association Tour of the Yucaipa Valley Regional Water Filtration Facility - April 15, 2011
  - D. Association of San Bernardino County Special District Meeting - April 18, 2011
  - E. Wildwood Basin Ribbon Cutting - April 19, 2011
  - F. Reports by Board Members

---

Any person with a disability who requires accommodation in order to participate in this meeting should telephone Chelsie Fogus at (909) 797-5118 at least 48 hours prior to the meeting in order to make a request for a disability-related modification or accommodation.

Materials related to an item on this agenda submitted to the Board of Directors after distribution of the board meeting packet are available for public inspection during normal business hours at the District office located at 12770 Second Street, Yucaipa. Meeting material may also be available on the District's website at [www.yvwd.dst.ca.us](http://www.yvwd.dst.ca.us)

VI. STAFF REPORT

VII. DISCUSSION ITEMS

- A. Presentation of the Unaudited Financial Report for March 2011

[\[Director Memorandum No. 11-031 - Page 27 of 71\]](#)

RECOMMENDED ACTION: That the Board of Directors receives and files the unaudited financial report as presented.

- B. Consideration of Amendment No. 13 to Task Order No. 1 for Engineering Services Related to the Design and Construction of the Yucaipa Regional Brineline Extension and Non-Potable Water/Outfall Pipeline Project

[\[Director Memorandum No. 11-032 - Page 56 of 71\]](#)

RECOMMENDED ACTION: That the Board approves Amendment No. 13 with Dudek for a not-to-exceed amount of \$46,764 for engineering related services.

- C. Approval of Financial Assistance Application Material for the State Water Resources Control Board Division of Financial Assistance for Recycled Water Improvements and Salinity Management Facilities

[\[Director Memorandum No. 11-033 - Page 65 of 71\]](#)

RECOMMENDED ACTION: That the Board approves Resolutions 08-2011, 09-2011 and 10-2011 as presented.

VIII. DIRECTORS COMMENTS

IX. ANNOUNCEMENTS

- A. April 26, 2011 at 4:00 p.m. - Board Workshop
- B. April 27, 2011 - 2011 Santa Ana River Watershed Conference, Riverside
- C. May 4, 2011 at 6:00 p.m. - Regular Board Meeting
- D. May 10, 2011 at 4:00 p.m. - Board Workshop
- E. May 12, 2011 at 5:00 p.m. - City of Yucaipa Economic Development Advisory Committee
- F. May 16, 2011- Association of San Bernardino County Special District Meeting
- G. May 18, 2011 at 6:00 p.m. - Regular Board Meeting
- H. May 24, 2011 at 4:00 p.m. - Board Workshop
- I. June 1, 2011 at 6:00 p.m. - Regular Board Meeting

X. ADJOURNMENT

# CONSENT CALENDAR

# MINUTES OF A REGULAR BOARD MEETING

April 6, 2011

Directors Present:

Jay Bogh, President  
Bruce Granlund, Vice President  
Ian Cuthbertson, Director  
Lonni Granlund, Director  
Hank Wochholz, Director

Staff Present:

Joseph Zoba, General Manager  
Brent Anton, Engineering Integrator  
Jennifer Ares, Resource Sustainability Mgr.  
John Hull, Public Works Manager  
John Wrobel, Public Works Superintendent  
Chelsie Fogus, Engineering Tech. I

Directors Absent:

None

Consulting Staff Present:

David Wysocki, Aklufi & Wysocki

Others Present:

Bill Brown, News Mirror

The regular meeting of the Board of Directors of the Yucaipa Valley Water District was called to order by Director Jay Bogh at 6:00 p.m. on Wednesday, April 6, 2010, at the General Office Building, 12770 Second Street, Yucaipa, California.

CALL TO ORDER

Director Jay Bogh led the pledge of allegiance.

FLAG SALUTE

The roll was called. All Directors were present.

ROLL CALL

There were no requests to speak from the audience.

PUBLIC COMMENTS

Director Hank Wochholz moved to approve the consent calendar and Director Ian Cuthbertson seconded a motion that carried unanimously to approve the consent calendar.

CONSENT CALENDAR  
MOTION NO. 1

Consent Calendar:

- A. Minutes of Meetings
  - 1. Regular Board Meeting - March 16, 2011
  - 2. Board Workshop - March 29, 2011
  - 3. Board Workshop - March 31, 2011

BOARD REPORTS:

Director Bruce Granlund reported on the Association of the San Bernardino County Special Districts Annual Vendors Fair hosted by the Inland Empire Utilities Agency on March 21, 2011.

ASSOCIATION OF SAN  
BERNARDINO COUNTY  
SPECIAL DISTRICTS

Director Jay Bogh reported on the San Bernardino Valley Municipal Water District Advisory Commission Meeting on March 21, 2011.

SAN BERNARDINO VALLEY  
MUNICIPAL WATER

DISTRICT ADVISORY  
COMMISSION

Director Hank Wochholz reported on items discussed at the workshop on March 29, 2011.

WORKSHOP

Director Lonni Granlund reported on the workshop and site tour of the Wochholz Regional Water Recycling Facility on March 31, 2011.

WORKSHOP

None

OTHER BOARD REPORTS

General Manager Zoba reported on the following items:

STAFF REPORT

- Second Street Drinking Water Pipeline Replacement Project Summary Sheet;
- Assembly Accountability and Administrative Review Committee;
- The updated Yucaipa Valley Water District website; and
- A tour of the outfall is scheduled for Wednesday, April 13, 2011.

There were no questions from the members of the Board.

DISCUSSION ITEMS:

Public Works Superintendent Wrobel provided an overview of Director Memorandum 11-028 - Discussion Regarding the Rehabilitation of the Lift Station No. 4 Wet Well and Five Upstream Manholes. There being no questions, Director Ian Cuthbertson moved, Director Hank Wochholz seconded a motion that carried unanimously to approve a contract with National Coating and Lining Company for a sum not to exceed \$27,100 as presented.

DM 11-028  
DISCUSSION REGARDING  
THE REHABILITATION OF  
THE LIFT STATION NO. 4  
WET WELL AND FIVE  
UPSTREAM MANHOLES  
MOTION NO. 2

Engineering Integrator Anton provided an overview of Director Memorandum 11-029 - Authorization to Award A contract to TBU Inc. for the Installation of a 12-inch Recycled Water Pipeline in 7th Street from Yucaipa Boulevard to Chapman Heights Road. There being no questions, Director Lonni Granlund moved and Director Hank Wochholz seconded a motion that carried unanimously to award a construction contract for recycled water facilities for a sum not to exceed \$34,655.

DM 11-029  
AUTHORIZATION TO  
AWARD A CONTRACT TO  
TBU INC. FOR THE  
INSTALLATION OF A 12-  
INCH RECYCLED WATER  
PIPELINE IN 7TH STREET  
FROM YUCAIPA  
BOULEVARD TO CHAPMAN  
HEIGHTS ROAD  
MOTION NO. 3

General Manager Zoba provided an overview of Director Memorandum 11-030 - Discussion Regarding the Removal of Storage Tanks and Equipment at the Wochholz Regional Water Recycling Facility. There being no questions, Director Ian Cuthbertson moved and Director Lonni Granlund seconded a motion that carried unanimously to declare

DM 11-030  
DISCUSSION REGARDING  
THE REMOVAL OF  
STORAGE TANKS AND  
EQUIPMENT AT THE

equipment surplus and approve a contract with Warren Duncan Construction for a sum not to exceed \$34,000.

WOCHHOLZ REGIONAL  
WATER RECYCLING  
FACILITY  
MOTION NO. 4

Director Lonni Granlund received two phone calls from members of the Women's Club expressing their appreciation for the tour they were given at the Yucaipa Valley Regional Water Filtration Facility on Monday, April 4, 2011.

DIRECTOR COMMENTS

General Manager Zoba read the announcements listed on the agenda

ANNOUNCEMENTS

There being no further business, the meeting was adjourned at 6:34 p.m.

ADJOURNMENT

Respectfully submitted,

\_\_\_\_\_  
Joseph B. Zoba, Secretary

(Seal)

# MINUTES OF A BOARD WORKSHOP

April 12, 2011 at 4:00 P.M.

## Directors Present:

Jay Bogh, President  
Bruce Granlund, Vice President  
Ian Cuthbertson, Director  
Lonni Granlund, Director  
Hank Wochholz, Director

## Staff Present:

Joseph Zoba, General Manager  
Jack Nelson, Assistant General Manager  
Brent Anton, Engineering Project Integrator  
Jennifer Ares, Resource Sustainability Mgr  
Vicky Elisalda, Controller  
John Hull, Public Works Manager  
Chelsie Fogus, Engineering Tech I

## Directors Absent:

None

## Consulting Staff Present:

David Wysocki, Aklufi & Wysocki

## Others Present:

Bill Brown, News Mirror  
Richard Siegmund, Sigland & Associates

The items listed below were presented for discussion. No decisions were reached.

- I. Call to Order - 4:00 p.m.
- II. Public Comments - Richard Siegmund inquired about Redlands and Loma Linda not having a brineline requirement for their recycled water systems. General Manager Zoba stated that the ambient water quality conditions are different due primarily to the quantity and quality of recharge from the Santa Ana River and Mill Creek creating assimilative capacity in the Bunkerhill Groundwater Basin.
- III. Staff Comments - General Manager Zoba reported on the following items:
  - A reminder of the site tour of Outfall 1 and 2 on Wednesday, April 13, 2011;
  - The District has received the 2010 Census Data which will result in the preparation of the division boundary amendments;
  - The Big Bear Municipal Water District has started to release water from Big Bear Lake which will provide additional high quality water to the San Bernardino groundwater basins.
- IV. Workshop Presentations
  - A. Presentation of the planned Robinson Ranch Development Based on the Draft Program Environmental Impact Report [Workshop Memorandum No. 11-047] - General Manager Zoba provided an overview of the water and sewer infrastructure needed to provide service to the project.
- V. Capital Improvement Projects
  - A. Status Report on the Construction of the Yucaipa Valley Regional Brineline [Workshop Memorandum No. 11-048] - Engineering Project Integrator Anton provided an update of the status on the construction of the Yucaipa Valley Regional Brineline Project.

- B. Status Report on the Construction of 30" and 8" Pipelines in Second Street, [Workshop Memorandum No. 11-049] - Engineering Project Integrator Anton provided an update of the status on the 30" and 8" pipelines in Second Street, Yucaipa.

VI. Development Related Issues

- A. Status Report on the Tract No. 26811 - Mastercraft [Workshop Memorandum No. 11-050] - Engineering Project Integrator Anton provided an update on the status of Tract No. 26811.

VII. Administrative Issues

- A. Discussion Regarding the Unaudited Financial Report for March 2011 [Workshop Memorandum No. 11-051] - Controller Elisalda presented the unaudited financial report for March 2011.
  - B. Discussion Regarding Various Resolutions Related to the Funding of Recycled Water Improvements and Salinity Management Facilities [Workshop Memorandum No. 11-052] - General Manager Zoba provided an overview of Resolution Numbers 08-2011, 09-2011 and 10-2011 for consideration at the April 20, 2011 board meeting.
- C. Discussion Regarding Change Order No. 13 to the Design Contract for the Yucaipa Valley Regional Brineline - Phase III Facilities [Workshop Memorandum No. 11-053] - General Manager Zoba provided an overview of Dudek Contract Amendment No. 13.
- D. Discussion Regarding Tours of District Facilities [Workshop Memorandum No. 11-054] - General Manager Zoba provided a update on the schedule and specific details surrounding the proposed tours

VIII. Closed Session

- A. Conference with Labor Negotiator (Government Code 54957.6)  
District Negotiator: Joseph Zoba, General Manager  
Employee Organization: IBEW Local Union 14356 - YVWD Employees Association
- B. Conference with Labor Negotiator (Government Code 54957.6)  
District Negotiator: Joseph Zoba, General Manager  
Employee Organization: Supervisor Bargaining Unit
- C. Conference with Labor Negotiator (Government Code 54957.6)  
District Negotiator: Joseph Zoba, General Manager  
Employee Organization: Confidential Employee Bargaining Unit
- D. Conference with Labor Negotiator (Government Code 54957.6)  
District Negotiator: Joseph Zoba, General Manager  
Employee Organization: Exempt Employee Bargaining Unit
- E. Conference with Labor Negotiator (Government Code 54957.6)  
Unrepresented Employee: Joseph Zoba, General Manager

Director Jay Bogh, Director Bruce Granlund, Director Ian Cuthbertson, Director Lonni Granlund and Director Hank Wochholz were present in closed session.

The meeting was reconvened to open session at 5:29 p.m. Legal Counsel Wysocki stated that direction was given to the General Manager and no reportable action was taken.

- IX. Directors Comments - There were no comments by directors.
- X. Adjournment - The meeting was adjourned at 5:30 p.m.

Respectfully submitted,

---

Joseph B. Zoba, Secretary

(SEAL)

Board Awarded Contracts  
Consent Calendar Regular Meeting - April 20, 2011

District Awarded Contracts	Director Memorandum	Job or GL No.	Job Cost Breakdown	Awarded Contract Amount	Prior Payments to Date	Pending Invoice Amount	Total Contract Payments	Remaining Contract Amount	Percent Remaining	Encumbered Funds - Remaining Contract Amount					
										General Operating Expenses	Water Division Funds	Sewer Division Funds	Non-Potable Division Funds	Other Funds	
Aklufi & Wysocki - FY 2011 Legal Services	--	*-5-06-54107	--	--	\$102,335	\$5,298	\$107,633								
Barber-Webb Company															
Repair the equalization basin liner at WRWRF	10-075	88-8479	\$23,227	\$27,305	\$10,056	\$0	\$10,056	\$17,249	100%	\$17,249					
CO#1 - Repair the equalization basin liner at WRWRF	10-095		\$4,078												
DDB Engineering															
Prep of the Discharge Permit Appl for WRWRF	10-070	03-5-06-54109		\$44,300	\$15,135	\$0	\$15,135	\$29,165	66%	\$29,165					
Delta Partners \$90,000 per year - Legislative Consult (exp 12/13) W/S	09-007	*-5-06-54109	--	\$90,000	\$15,000	\$7,500	\$22,500	\$67,500	75%	\$67,500					
Dudek & Associates															
Recycle Water Phase II - Non-Potable & Brineline Project - Design	07-080	65-178	\$415,040	\$2,102,067	\$1,933,336	\$1,610	\$1,934,946	\$167,121	8%				\$167,121		
TO#1, Amendment #1 (EPA)	07-123		\$34,920												
TO#1, Amendment #2	08-038		\$79,920												
TO#1, Amendment #3	08-088		\$1,267,407												
TO#1, Amendment #4	08-089		\$37,539												
TO#1, Amendment #5	09-070		\$34,865												
TO#1, Amendment #6	09-079		\$50,900												
TO#1, Amendment #7	10-005		\$57,848												
TO#1, Amendment #8	10-007		\$8,840												
TO#1, Amendment #9	10-008		\$4,950												
TO#1, Amendment #10	10-037		\$35,800												
TO#1, Amendment #11	10-038	03-7387	\$49,760												
TO#1, Amendment #12	10-084		\$24,278												
TO#2, Environmental requirements for SCRAM project	10-064	88-5399		\$3,750	\$3,720	\$0	\$3,720	\$30	1%	\$30					
Environmental Studies associated with YVRWSRP (PROP 50) (Received \$40,000 from STWMA-PC1 )	05-145	65-1130	\$32,235	\$32,235	\$221,353	\$1,685	\$223,038	(\$190,803)	-592%	(\$190,803)					
Environmental Services for the BCV Non-Potable Water Ext.	11-018	04-9435		\$53,454	\$0	\$0	\$0	\$53,454	100%				\$53,454		
Review & Update local pretreatment limits	09-105	03-5-06-54109		\$30,700	\$24,438	\$0	\$24,438	\$6,263	20%	\$6,263					
H.W. Hunter, Inc.															
Purchase 2 4X4 Dump Trucks	11-025	02-5-40-57003		\$104,000	\$0	\$102,663	\$102,663	\$1,337	1%	\$1,337					
Krieger & Stewart															
TO#5, Design R-13.4 and H-2 Reservoirs for JP Ranch	05-083	65-180	\$47,400	\$79,000	\$50,471	\$0	\$50,471	\$28,529	36%					\$28,529	
60% R-13.4 and 40% H-2	05-083	65-179	\$31,600												
Construction Mgmt Svcs for Non-Potable/Outfall	10-022	04-7386		\$979,100	\$101,887	\$37,777	\$139,664	\$151,471	15%			\$151,471			
Construction Mgmt Svcs for Brineline		03-7387			\$640,528	\$47,437	\$687,965								
National Coating & Lining Co.															
Rehab of the Lift Station 4 Wet Well & upstream Manholes	11-028	03-507-51244		\$27,100	\$27,100	\$0	\$0	\$27,100	0%	\$27,100					
One Stop Landscape Supply - FY 2011 Sludge Hauling & Reuse	--	03-5-02-57031	--	--	\$191,718	\$22,516	\$214,234								
Platinum Advisors															
FY 2011 Lobbyist N-T-E per month	09-008	02-5-06-54109	--	--	\$45,000	\$5,000	\$50,000								
FY 2011 Quarterly Filing & Misc. Expenses		02-5-06-54109	--	--	\$250	\$0	\$250								

Board Awarded Contracts  
Consent Calendar Regular Meeting - April 20, 2011

District Awarded Contracts	Director Memorandum	Job or GL No.	Job Cost Breakdown	Awarded Contract Amount	Prior Payments to Date	Pending Invoice Amount	Total Contract Payments	Remaining Contract Amount	Percent Remaining	Encumbered Funds - Remaining Contract Amount					
										General Operating Expenses	Water Division Funds	Sewer Division Funds	Non-Potable Division Funds	Other Funds	
Pro-Craft Construction, Inc. Installation of 30" Water Conveyance Pipeline	11-014	02-5916		\$949,742	\$0	\$18,500	\$18,500	\$931,242	98%		\$931,242				
RMC Water & Environment TO#10 SRF Assistance	05-125	03-506-54109	\$90,258	\$90,258	\$69,266	\$5,706	\$74,972	\$15,286	17%	\$15,286					
TO#24, Project Mgmt Serv related to Recycled Water & Brineline Brineline Phase 1 & 2	10-031	03-7387	\$90,000 \$60,000	\$60,000	\$45,270	\$3,179	\$48,449	\$11,551	19%			\$11,551			
Non-Potable/Outfall		04-7386	\$30,000	\$30,000	\$23,159	\$1,291	\$24,451	\$5,549	18%				\$5,549		
Separation Processes, Inc. TO#11, Study of Low Pressure Rev Osmosis Membranes at WRWRF	09-018	88-3971 (exp)	\$150,852	\$150,852	\$148,526	\$0	\$148,526	\$2,326	2%	\$2,326					
TO#12, Design Services for Salinity Concentrate Reductions	09-085	88-5399(exp)		\$144,940	\$124,567	\$0	\$124,567	\$20,373	14%	\$20,373					
TO#13, Prelim Eng Analysis of Wochholz Improved Salinity Effluent To#13, Amendment #1 CAD Design for WISE project	09-086 10-050	88-5396 (exp)	\$32,500 \$78,132	\$110,632	\$96,527	\$2,330	\$98,857	\$11,775	11%	\$11,775					
State of California -Department of Health Services Water System Fees-July 1, 2010 thru December 31, 2010		02-5-01-54019 - -			\$0	\$2,753	\$2,753								
Sukut Construction, Inc. (Phase 1&2 and C) Construction of the Brineline - 1&2 (\$5,722,295.00) Non-Potable Outfall - C (\$1,234,272.00) CO#1 - 1&2 (\$40,300.42)	10-020 10-089	03-14500 04-14500	\$6,956,567	\$6,996,867	\$4,035,860 \$830,397	\$310,508 \$149,760	\$4,346,368 \$980,157	\$1,670,342	24%		\$1,670,342				
TBU, Inc. 12" Recycled Water Pipeline in 7th Street	11-029	04-14500		\$34,655	\$34,655	\$0	\$34,655	\$0	0%				\$0		
Vavrinek, Trine, Day & Company (VTD) FY 2010 Auditing Services (add \$6205 for Single Audit) Additional Single Audit	08-079 10-068	*-5-06-54108 *-5-06-54108	\$30,450 \$3,000	\$33,450	\$33,450	\$0	\$33,450	\$0	0%	\$0					
Warren Duncan Construction Removal of Storage Tank Equip at WRWRF	11-030	03-5-02-51003		\$34,000	\$0	\$0	\$0	\$34,000	100%	\$34,000					
Wildermuth Environmental Inc. Monitoring & documenting the District's max benefit commitments	10-060	65-1138		\$10,634	\$2,282	\$1,038	\$3,320	\$7,315	69%	\$7,315					
Prelim Assessment for TDS & Nitrogen in San Timeoteo Mgmt Zone	10-061	03-5-06-54109		\$12,180	\$12,180	\$0	\$12,180	\$0	0%	\$0					
Antidegradation Analysis for the Beaumont Mgmt Zone	10-077	03-5-06-54109		\$12,000	\$6,422	\$2,116	\$8,537	\$3,463	29%	\$3,463					
<b>GRAND TOTALS</b>				<b>\$12,243,221</b>	<b>\$8,844,888</b>	<b>\$728,664</b>	<b>\$9,573,552</b>	<b>\$3,071,638</b>	- -		<b>\$52,378</b>	<b>\$931,242</b>	<b>\$1,833,364</b>	<b>\$226,124</b>	<b>\$28,529</b>
											<b>\$52,378</b>		<b>\$2,990,731</b>		<b>\$28,529</b>

Approval of General Expenses March 2011 (Check Register Attached)

## Check Register - March 2011

<u>Check Date</u>	<u>Check Number</u>	<u>Name</u>	<u>Check Amount</u>
03/01/2011	11697	CA-OCP HEALTH SERVICES	105.00
03/01/2011	11698	Matthew Hendrickson	99.00
03/01/2011	11699	Mike Rivera	130.00
03/01/2011	11700	Bob Wall	105.00
03/01/2011	11701	California Rural Water Associa	893.00
03/01/2011	11702	CA-OCP HEALTH SERVICES	105.00
03/01/2011	11703	Abate Technologies Intl, Inc.	1,250.00
03/01/2011	11704	Addiction Medicine Consultants	150.00
03/01/2011	11705	American Messaging Services, L	24.85
03/01/2011	11706	VOID CHECK	0.00
03/01/2011	11707	Bob Walker	30.00
03/01/2011	11708	Daily Journal Corporation	345.40
03/01/2011	11709	Rodd Greene	57.41
03/01/2011	11710	Incode Division-Tyler Technolo	350.00
03/01/2011	11711	InfoSend, Inc.	3,351.79
03/01/2011	11712	Kelly Services, Inc.	1,267.92
03/01/2011	11713	Press-Enterprise	345.60
03/01/2011	11714	VOID CHECK	0.00
03/01/2011	11715	SCCI, Inc.	350.00
03/01/2011	11716	SB CNTY-Registrar	7,805.00
03/01/2011	11717	Southern California Emergency	300.00
03/01/2011	11718	VOID CHECK	0.00
03/01/2011	11719	Verizon	1,467.22
03/01/2011	11720	Advance Refrigeration & Ice Sy	132.00
03/01/2011	11721	Air & Hose Source, Inc.	119.67
03/01/2011	11722	All American Sewer Tools	1,339.15
03/01/2011	11723	Bernell Hydraulics, Inc.	26.15
03/01/2011	11724	Cal Duct Inc	141.38
03/01/2011	11725	Harbor Freight Tools	32.68
03/01/2011	11726	Hewlett-Packard Co.-Public Sec	2,830.16
03/01/2011	11727	Innerline Engineering	5,000.00
03/01/2011	11728	J. Colon Coatings, Inc.	6,200.00
03/01/2011	11729	JR Freeman Co. Inc.	475.97
03/01/2011	11730	Maintenance Connection Inc	1,818.28
03/01/2011	11731	Matich Corp	1,075.42
03/01/2011	11732	Merit Oil Company	2,642.83
03/01/2011	11733	NCL Of Wisconsin Inc	754.72
03/01/2011	11734	Pro-Pipe & Supply, Inc.	611.50
03/01/2011	11735	RFI	315.00
03/01/2011	11736	Rosemount Analytical, Inc.	365.87
03/01/2011	11737	SB CNTY-Waste System Division	323.41
03/01/2011	11738	Siemens Water Technologies Cor	865.61
03/01/2011	11739	HD Supply Facilities Maintenanc	52.48
03/01/2011	11740	Standard Insurance Company	2,014.76
03/01/2011	11741	Western Dental Services, Inc.	279.90
03/01/2011	11742	Anthem Blue Cross L and H	359.10
03/01/2011	11743	Standard Insurance Company	2,879.38
03/01/2011	11744	Aetna Health of California	38,506.32
03/01/2011	11745	Standard Insurance Vision Plan	398.36
03/01/2011	11746	MetLife Small Business Center	82.16
03/01/2011	11747	SCE Rosemead	137,341.82
03/01/2011	11748	CA-OCP HEALTH SERVICES	80.00
03/01/2011	11749	BofA Credit Card	451.05
03/01/2011	11750	BofA Credit Card	208.34
03/01/2011	11751	Ameripride Uniform Services	929.61

## Check Register - March 2011

<u>Check Date</u>	<u>Check Number</u>	<u>Name</u>	<u>Check Amount</u>
03/01/2011	11752	Priority Mailing Systems Inc.	497.00
03/01/2011	11753	Inland Water Works Supply Co.	2,801.40
03/01/2011	11754	Johnson Machinery Co.	222.94
03/01/2011	11755	HD Supply Facilities Maintenanc	478.78
03/01/2011	11756	Frances Webster	196.63
03/01/2011	11757	Water Environment Federation	220.00
03/01/2011	11758	BofA Credit Card	826.15
03/07/2011	11759	ADS, LLC	2,634.00
03/07/2011	11760	Boot Barn #4	143.52
03/07/2011	11761	The Gas Company	1,381.85
03/07/2011	11762	Leroy's Landscape Services	2,955.00
03/07/2011	11763	George F. Siddle	105.25
03/07/2011	11764	Verizon	695.24
03/07/2011	11765	Yucaipa Disposal, Inc.	1,247.43
03/07/2011	11766	Matthew Flordelis	65.00
03/07/2011	11767	Crown Ace Hardware - Yucaipa	469.86
03/07/2011	11768	CWEA/SSCSC	225.00
03/07/2011	11769	Brenntag Pacific, Inc	2,699.92
03/07/2011	11770	Edward S Babcock & Sons, Inc.	3,233.00
03/07/2011	11771	Grainger	301.18
03/07/2011	11772	Inland Water Works Supply Co.	1,319.21
03/07/2011	11773	Innerline Engineering	1,250.00
03/07/2011	11774	Johnson Machinery Co.	2,557.08
03/07/2011	11775	Merit Oil Company	1,699.34
03/07/2011	11776	NetComp Technologies, Inc.	1,440.00
03/07/2011	11777	Red Alert Special Couriers	890.78
03/07/2011	11778	Test America Laboratories, Inc	4,449.00
03/07/2011	11779	Wilbur's	97.86
03/07/2011	11780	J.L. Wingert Co.	955.31
03/07/2011	11781	Alan L. Grubel Automotive Inc.	345.83
03/07/2011	11782	Oily's Automotive Service & Re	871.00
03/07/2011	11783	Nagem, Inc.	2,893.41
03/07/2011	11784	Pro-Pipe & Supply, Inc.	25.25
03/07/2011	11785	CraneVeyor Corp.	624.00
03/07/2011	11786	NAPA Genuine Parts Company	730.86
03/11/2011	11787	PAYROLL CHECK	1,859.43
03/11/2011	11788	PAYROLL CHECK	414.21
03/11/2011	11789	PAYROLL CHECK	27,499.76
03/11/2011	11790	House Of Quality, Parts Plus	2,179.46
03/11/2011	11791	VOID CHECK	0.00
03/11/2011	11792	CA-PERS 457 Deferred Comp	13,658.92
03/11/2011	11793	Public Employees' Retirement S	26,229.79
03/11/2011	11794	Hong Nelson	125.00
03/11/2011	11795	Katherine Kostelecky	500.00
03/11/2011	11796	United Student Aid Funds, Inc.	188.47
03/11/2011	11797	IBEW Local 1436	391.00
03/11/2011	11798	Tucker Appraisal Service Corp.	3,000.00
03/14/2011	11799	Aklufi & Wysocki	7,162.50
03/14/2011	11800	The Barber-Webb Company, Inc.	10,056.00
03/14/2011	11801	DDB Engineering Inc.	330.00
03/14/2011	11802	Delta Partners, LLC	7,500.00
03/14/2011	11803	Dudek & Associates, Inc	13,386.56
03/14/2011	11804	Krieger & Stewart	116,560.83
03/14/2011	11805	One Stop Landscape Supply Inc	20,912.00
03/14/2011	11806	Platinum Advisors, LLC	5,000.00

## Check Register - March 2011

<u>Check Date</u>	<u>Check Number</u>	<u>Name</u>	<u>Check Amount</u>
03/14/2011	11807	RMC Water and Environment	10,740.41
03/14/2011	11808	Separation Processes, Inc.	5,715.00
03/14/2011	11809	Sukut Construction, Inc.	379,950.47
03/14/2011	11810	Union Bank Of California	42,216.72
03/14/2011	11811	Wildermuth Environmental	2,635.00
03/14/2011	11812	Sukut Construction, Inc.	194,313.23
03/14/2011	11813	Union Bank Of California	21,590.36
03/14/2011	11814	Ralph C. Casas	56.00
03/14/2011	11815	Ameripride Uniform Services	886.72
03/14/2011	11816	Bear Valley Mutual Water Compa	1,176.00
03/14/2011	11817	Central Communications	210.95
03/14/2011	11818	First American Data Tree, LLC	50.00
03/14/2011	11819	VOID CHECK	0.00
03/14/2011	11820	First American Corelogic, Inc.	300.00
03/14/2011	11821	Fox Occupational Medical Cente	50.00
03/14/2011	11822	G&G Environmental Compliance,I	1,622.88
03/14/2011	11823	Incode Division-Tyler Technolo	12,653.55
03/14/2011	11824	InfoSend, Inc.	4,793.57
03/14/2011	11825	Jean's Flower Basket	61.72
03/14/2011	11826	Kelly Services, Inc.	587.00
03/14/2011	11827	Pro-Pipe & Supply, Inc.	25.52
03/14/2011	11828	RMC Water and Environment	1,360.00
03/14/2011	11829	South Coast A.Q.M.D.	402.21
03/14/2011	11830	Soboba Band of Luiseno Indians	13,081.25
03/14/2011	11831	South Mesa Water Company	25.00
03/14/2011	11832	Association of San Bernardino	70.00
03/14/2011	11833	The Counseling Team Internatio	600.00
03/14/2011	11834	The Gas Company	14.79
03/14/2011	11835	Underground Service Alert Of S	124.50
03/14/2011	11836	U.S. Postal Service	390.00
03/14/2011	11837	NEUYEN, TRUONG	102.57
03/14/2011	11838	CRONK, WILLIAM	56.94
03/14/2011	11839	SCHUBERT, LYNDA	67.67
03/14/2011	11840	RODRIGUEZ, MANUEL R	28.30
03/14/2011	11841	MATSUDA, STANLEY	169.85
03/14/2011	11842	MYERS, MATT	39.04
03/14/2011	11843	ARZATE, MAURICIO	123.84
03/14/2011	11844	CASEY, MARTHA	146.38
03/14/2011	11845	PROPERTY MGMT, HOMET	121.74
03/14/2011	11846	BLESCH AND ASSOC.	69.30
03/14/2011	11847	SFR 81, LLC	38.43
03/14/2011	11848	SB CNTY-Recorder/County Clerk	84.00
03/14/2011	11849	Daniel G. Hutchinson	106.02
03/14/2011	11850	Krieger & Stewart	17,502.39
03/14/2011	11851	Air & Hose Source, Inc.	604.65
03/14/2011	11852	Aqua-Metric Sales Company	2,020.25
03/14/2011	11853	Brenntag Pacific, Inc	16,033.85
03/14/2011	11854	Center Electric	908.08
03/14/2011	11855	Cortech Engineering	285.93
03/14/2011	11856	Emergency Power Controls, Inc.	4,800.00
03/14/2011	11857	Fairview Ford Sales, Inc.	63.64
03/14/2011	11858	National Filter Media	104.13
03/14/2011	11859	George & Vaughn's Inc.	313.13
03/14/2011	11860	Grainger	142.24
03/14/2011	11861	Alan L. Grubel Automotive Inc.	637.90

## Check Register - March 2011

<u>Check Date</u>	<u>Check Number</u>	<u>Name</u>	<u>Check Amount</u>
03/14/2011	11862	Hach Company	137.52
03/14/2011	11863	Harbor Freight Tools	333.45
03/14/2011	11864	Harper & Associates Eng., Inc.	2,391.25
03/14/2011	11865	Innerline Engineering	1,250.00
03/14/2011	11866	James Randy Main	20.12
03/14/2011	11867	MBC Applied Environmental Scie	1,200.00
03/14/2011	11868	Nalco Company	2,606.22
03/14/2011	11869	Northern Tool Supply Co.	110.74
03/14/2011	11870	San Bernardino County Flood Co	700.00
03/14/2011	11871	San Bdno. Valley Muni. Water D	1,450.00
03/14/2011	11872	Smart & Final Stores, LLC	214.62
03/14/2011	11873	Sukut Construction, Inc.	1,200.00
03/14/2011	11874	Test America Laboratories, Inc	150.00
03/14/2011	11875	HD Supply Facilities Maintenan	54.20
03/14/2011	11876	Utility Services Associates LL	10,275.00
03/14/2011	11877	Konica Minolta Business Soluti	354.23
03/14/2011	11878	San Bdno. Valley Muni. Water D	8,130.00
03/14/2011	11879	Verizon	1,148.48
03/14/2011	11880	Crown Ace Hardware - Yucaipa	169.91
03/14/2011	11881	Fedex	24.84
03/16/2011	11882	PRO-CRAFT PLUMBING C	1,170.78
03/21/2011	11883	Pacificare Of California Heal	39,290.96
03/21/2011	11884	Atkinson, Andelson, Loya, Ruud	325.84
03/21/2011	11885	Robert Austin	2,884.88
03/21/2011	11886	Aqua-Metric Sales Company	2,303.54
03/21/2011	11887	BofA Credit Card	1,057.81
03/21/2011	11888	Bioscience Inc.	12,128.63
03/21/2011	11889	Brenntag Pacific, Inc	11,151.60
03/21/2011	11890	Cemex Inc. USA	166.74
03/21/2011	11891	Clinical Laboratory of San Ber	577.50
03/21/2011	11892	VOID CHECK	0.00
03/21/2011	11893	GEI Consultants, Inc.	1,921.33
03/21/2011	11894	Grainger	116.72
03/21/2011	11895	Graybar Electric Co., Inc.	72.75
03/21/2011	11896	Alan L. Grubel Automotive Inc.	731.56
03/21/2011	11897	Hach Company	2,011.10
03/21/2011	11898	Inland Water Works Supply Co.	2,706.30
03/21/2011	11899	J.L. Wingert Co.	60.26
03/21/2011	11900	JR Freeman Co. Inc.	1,858.24
03/21/2011	11901	James Randy Main	40.00
03/21/2011	11902	Merit Oil Company	5,184.40
03/21/2011	11903	Microflex Corporation	1,014.64
03/21/2011	11904	Nagem, Inc.	773.65
03/21/2011	11905	NetComp Technologies, Inc.	5,240.97
03/21/2011	11906	Oily's Automotive Service & Re	292.50
03/21/2011	11907	Polydyne Inc.	5,252.63
03/21/2011	11908	Q Versa, LLC	11,776.83
03/21/2011	11909	R & R Anderson Trucking	1,206.75
03/21/2011	11910	Red Alert Special Couriers	42.93
03/21/2011	11911	VOID CHECK	0.00
03/21/2011	11912	Roquet Paving Inc	14,773.89
03/21/2011	11913	Siemens Water Technologies Cor	1,714.58
03/21/2011	11914	Test America Laboratories, Inc	150.00
03/21/2011	11915	Gerald L. Gregory	150.00
03/21/2011	11916	Univar USA Inc.	546.26

## Check Register - March 2011

<u>Check Date</u>	<u>Check Number</u>	<u>Name</u>	<u>Check Amount</u>
03/21/2011	11917	HD Supply Facilities Maintenanc	1,313.96
03/21/2011	11918	Westech Engineering	1,255.75
03/21/2011	11919	Ameripride Uniform Services	442.57
03/21/2011	11920	AT&T Mobility	1,696.57
03/21/2011	11921	Boot Barn #4	150.00
03/21/2011	11922	Coverall North America, Inc.	1,021.00
03/21/2011	11923	Incode Division-Tyler Technolo	10,100.00
03/21/2011	11924	Kelly Services, Inc.	587.00
03/21/2011	11925	Separation Processes, Inc.	2,553.74
03/21/2011	11926	Sims Welding & Supply Co., Inc	162.08
03/21/2011	11927	Stradling Yocca Carlson & Raut	175.62
03/21/2011	11928	Verizon	159.22
03/21/2011	11929	Yucaipa Valley Acres LLC	339,955.95
03/25/2011	11930	PAYROLL CHECK	2,224.60
03/25/2011	11931	CA-PERS 457 Deferred Comp	11,773.99
03/25/2011	11932	CA-Franchise Tax Board	50.00
03/25/2011	11933	Public Employees' Retirement S	25,766.54
03/25/2011	11934	Hong Nelson	125.00
03/25/2011	11935	Katherine Kostelecky	500.00
03/25/2011	11936	United Student Aid Funds, Inc.	168.43
03/25/2011	11937	American Family Life Assurance	2,420.23
03/25/2011	11938	Rodd Greene	57.55
03/25/2011	11939	YVWD-Petty Cash	232.28
03/25/2011	11940	Watereuse Association	200.00
03/25/2011	11941	Cypress Insurance Company	18,062.00
03/25/2011	11942	Victor James Valenti	3,271.60
03/25/2011	11943	RFI	210.00
03/28/2011	11944	VOID CHECK	0.00
03/28/2011	11945	BofA Credit Card	2,199.10
03/28/2011	11946	Donald L. Broad	290.00
03/28/2011	11947	Cemex Inc. USA	1,041.60
03/28/2011	11948	Center Electric	454.04
03/28/2011	11949	Edward S Babcock & Sons, Inc.	2,400.00
03/28/2011	11950	Fisher Scientific Co.	379.62
03/28/2011	11951	Grainger	40.74
03/28/2011	11952	Harbor Freight Tools	162.16
03/28/2011	11953	Hemet Valley Tool & Supply	174.58
03/28/2011	11954	Inland Water Works Supply Co.	2,502.89
03/28/2011	11955	Innerline Engineering	2,500.00
03/28/2011	11956	James John Brothers	18,182.25
03/28/2011	11957	JCS Welding, Inc.	2,419.00
03/28/2011	11958	JR Freeman Co. Inc.	150.22
03/28/2011	11959	Matich Corp	2,134.13
03/28/2011	11960	Merit Oil Company	3,200.27
03/28/2011	11961	Microflex Corporation	1,030.62
03/28/2011	11962	Nagem, Inc.	2,043.55
03/28/2011	11963	NCL Of Wisconsin Inc	478.43
03/28/2011	11964	Pro-Pipe & Supply, Inc.	52.09
03/28/2011	11965	Red Alert Special Couriers	1,112.22
03/28/2011	11966	RFI	105.00
03/28/2011	11967	Riverside County Clerk	64.00
03/28/2011	11968	Roquet Paving Inc	6,564.18
03/28/2011	11969	SB CNTY-Land Use	92.00
03/28/2011	11970	Clerk of the Board of Supervis	2,044.00
03/28/2011	11971	Siemens Water Technologies Cor	144.30

## Check Register - March 2011

<u>Check Date</u>	<u>Check Number</u>	<u>Name</u>	<u>Check Amount</u>
03/28/2011	11972	Donald Kent Stone	600.00
03/28/2011	11973	Test America Laboratories, Inc	1,175.00
03/28/2011	11974	HD Supply Facilities Maintenanc	83.70
03/28/2011	11975	VOID CHECK	0.00
03/28/2011	11976	VOID CHECK	0.00
03/28/2011	11977	BofA Credit Card	28.94
03/28/2011	11978	Clerk of the Board of Supervis	50.00
03/28/2011	11979	Ralph C. Casas	70.00
03/28/2011	11980	Ameripride Uniform Services	470.54
03/28/2011	11981	Fedex	39.61
03/28/2011	11982	InfoSend, Inc.	1,943.06
03/28/2011	11983	Kelly Services, Inc.	1,361.84
03/28/2011	11984	SCCI, Inc.	350.00
03/28/2011	11985	SCE Rosemead	130,020.00
03/28/2011	11986	Verizon	1,584.27
03/28/2011	11987	AWWA CA-NV (Rancho Cucamonga)	555.00
03/28/2011	11988	H. W. Hunter, Inc.	47,406.59
03/28/2011	11989	Agriserve Pest Control	13,365.00
<b>March 2011 Check Register Total</b>			<b><u>2,102,277.77</u></b>

# BOARD REPORTS

## **NEWS RELEASE FOR THE CITY OF YUCAIPA**

For Immediate Release

Contact: John LaRose (909) 797-2489 ext. 243

The City of Yucaipa is breaking ground April 11<sup>th</sup> on the construction of another phase of its \$8M Revitalization project in the historic uptown area of Yucaipa. Hillcrest Contracting, Inc. of Corona, California will be the construction contractor for the project.

The project will complete street, drainage, hardscape, landscape, and on-street parking improvements on Yucaipa Boulevard between Bryant Street and 2<sup>nd</sup> Street. The project also includes intersection improvements replacing the existing traffic signals at the intersection of Yucaipa Boulevard at 2<sup>nd</sup> Street and California Street with roundabouts and associated hardscape and landscape features. Pedestrian improvements, including sidewalk, curb ramps, crosswalks and associated signing and striping are also included in the project. The total estimated cost for this phase of the project is \$3,006,000.

“After several years of planning and design we are extremely excited to see this vital community project finally get underway,” said Redevelopment Agency Chair, Denise Hoyt.

The overall Uptown Revitalization effort includes master planned storm drain improvements, side streets, alley improvements recently completed and public parking lot acquisition/improvements currently underway. The next phase of this project also includes enhanced landscaping, street furniture, specialty area lighting, sound, video camera and WiFi systems as well as historical aesthetic treatments within the roundabout areas and along the adjacent sidewalks.

The streetscape project and the other improvements to follow will total over \$8M, utilizing a combination of RDA Tax Allocation Bond funds, local Pavement Management Program funds and CDBG funds.

The estimated date for completion of this phase of the Project is November of 2011.

According to Mayor Riddell, “the City would like to invite the public to join Jack Brown, CEO, of Stater Bros., 3<sup>rd</sup> District Supervisor Neil Derry, the City Council and others in celebrating this important event, across the street from the original Stater Bros. store in Yucaipa (Big Boys Toys) for a ground breaking ceremony at 5:00 pm April 11th.”



# Yucaipa Valley Water District

## **Notice and Agenda of a Board Workshop** Tuesday, April 12, 2011 at 4:00 p.m.

---

MEETING LOCATION: District Administration Building  
12770 Second Street, Yucaipa

MEMBERS OF THE BOARD: Director Ian Cuthbertson, Division 1  
Director Bruce Granlund, Division 2  
Director Jay Bogh, Division 3  
Director Lonni Granlund, Division 4  
Director Hank Wochholz, Division 5

---

- I. Call to Order
  - II. Public Comments: At this time, members of the public may address the Board of Directors on matters within its jurisdiction; however, no action or significant discussion may take place on any item not on the agenda. To provide comments on specific agenda items, please complete a speaker's request form and provide that form to the Board Secretary prior to the commencement of the Board meeting.
  - III. Staff Comments
  - IV. Workshop Presentations
    - A. Presentation of the Planned Robinson Ranch Development Based on the Draft Program Environmental Impact Report [[Workshop Memorandum No. 11-047 - Page 3 of 59](#)]
  - V. Capital Improvement Projects
    - A. Status Report on the Construction of the Yucaipa Valley Regional Brineline [[Workshop Memorandum No. 11-048 - Page 6 of 59](#)]
    - B. Status Report on the Construction of 30" and 8" Pipelines in Second Street, Yucaipa [[Workshop Memorandum No. 11-049 - Page 10 of 59](#)]
  - VI. Development Related Issues
    - A. Status Report on the Tract No. 26811 - Mastercraft [[Workshop Memorandum No. 11-050 - Page 11 of 59](#)]
- 

Any person with a disability who requires accommodation in order to participate in this meeting should telephone Chelsie Fogus at (909) 797-5118, at least 48 hours prior to the meeting in order to make a request for a disability-related modification or accommodation.

Materials related to an item on this agenda submitted to the Board of Directors after distribution of the workshop packet are available for public inspection during normal business hours at the District office located at 12770 Second Street, Yucaipa. Meeting material may also be available on the District's website at [www.yvwd.dst.ca.us](http://www.yvwd.dst.ca.us)

## VII. Administrative Issues


- A. Discussion Regarding the Unaudited Financial Report for March 2011 [[Workshop Memorandum No. 11-051 - Page 12 of 59](#)]
- B. Discussion Regarding Various Resolutions Related to the Funding of Recycled Water Improvements and Salinity Management Facilities [[Workshop Memorandum No. 11-052 - Page 42 of 59](#)]
- C. Discussion Regarding Change Order No. 13 to the Design Contract for the Yucaipa Valley Regional Brineline - Phase III Facilities [[Workshop Memorandum No. 11-053 - Page 49 of 59](#)]
- D. Discussion Regarding Tours of District Facilities [[Workshop Memorandum No. 11-054 - Page 59 of 59](#)]

## VIII. Closed Session

- A. Conference with Labor Negotiator (Government Code 54957.6)  
District Negotiator: Joseph Zoba, General Manager  
Employee Organization: IBEW Local Union 14356 - YVWD Employees Association
- B. Conference with Labor Negotiator (Government Code 54957.6)  
District Negotiator: Joseph Zoba, General Manager  
Employee Organization: Supervisor Bargaining Unit
- C. Conference with Labor Negotiator (Government Code 54957.6)  
District Negotiator: Joseph Zoba, General Manager  
Employee Organization: Confidential Employee Bargaining Unit
- D. Conference with Labor Negotiator (Government Code 54957.6)  
District Negotiator: Joseph Zoba, General Manager  
Employee Organization: Exempt Employee Bargaining Unit
- E. Conference with Labor Negotiator (Government Code 54957.6)  
Unrepresented Employee: Joseph Zoba, General Manager

## IX. Director Comments

## X. Adjournment



**'Tours are great learning opportunities'**

*"I like to listen to the facility managers and operators talk about what's working well and what's not with new systems. Tours are great learning opportunities and they're a lot of fun. Can't wait for the next one!"*  
*by CWEA Member*

## Tour T4



### Yucaipa Valley Regional Water Filtration Facility

Departure: 8:00 AM; Return: 12:15 PM

Earn 5.1 Contact Hours

Balancing the need for additional water resources in an environmentally responsible manner is a challenge for many growing inland communities. The recently completed Yucaipa Valley Regional Water Filtration Facility (YVRWFF) is exemplary of the Yucaipa Valley Water District's (YVWD) commitment to the use of state-of-the-art technology to address a myriad of regulatory, community and organizational considerations.

The District historically relied upon 40 groundwater wells for its water needs, however, community growth necessitated the addition of a surface water supply to address the over drafting of groundwater supplies and degradation of groundwater quality within the Yucaipa basin. Treatment of surface water involves matching water quality and treatment technologies in order to meet regulatory and operational requirements.

The District completed construction of its 12 mgd Microfiltration (MF) – Nanofiltration (NF) Treatment Facility in August 2007. The YVRWFF will treat State Project Water,

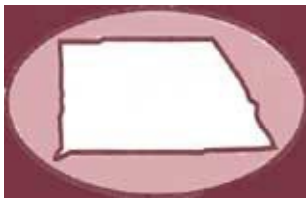
but can be augmented by surface water from the Santa Ana River and Mill Creek. The YVRWFF will provide an additional source of drinking water for the District.

One of the most challenging aspects of the project was matching existing groundwater quality with a variable surface water supply. The groundwater is low in TOC and the District uses free chlorine (sodium hypochlorite) in the distribution system to maintain a secondary disinfection residual. The State Project Water contains moderate amounts (2 to 5 mg/L) of TOC. The District, concerned about the potential of disinfection by-product (DBP) formation because of the elevated surface water TOC concentration, examined ways to reduce the DBP's of the treated surface water. Use of chloramine would have required conversion of disinfection systems at each existing groundwater well and was an undesirable alternative from an operational and hazardous chemical transportation and storage perspective.

Ultimately, the District selected an MF/NF treatment train considering TOC removal rates to economically produce water that is both low in hardness and low in DBP formation potential thus allowing the District to continue its use of free chlorine in the distribution system.

This tour will feature an overview of the YVWD's water management strategy and presentation of the state-of-the-art membrane filtration facility.

*See the brand new 12 MGD MF/NF facility in Yucaipa.*



**Association of The  
San Bernardino County  
Special Districts**



**Cucamonga Valley Water District** will be hosting the **April 18th, 2011** Membership Meeting at the **Frontier Project**

10435 Ashford Street  
Rancho Cucamonga, Ca 91730  
(909) 944-6025

The social hour will begin at 6:00 PM with a call to order at 6:45 PM.

**Dinner:**

Dinner will a buffet offering fresh mixed green salad, roasted tri-tip with a five peppercorn sauce, grilled chicken with a citrus cream sauce with roasted red with fresh seasonal vegetables. Desert will be a mixed berry cheesecake. Coffee and tropical iced tea will also be provided.

**Program:**

San Bernardino Supervisor Janice Rutherford will be addressing the membership.

**Cost:** \$35 per person

**RSVP** to Taya Victorino no later than Friday, April 8, 2011  
[tayav@cvwdwater.com](mailto:tayav@cvwdwater.com) or by telephone at (909)987-2591

**The ASBCSD mailing address has changed! Make checks payable to ASBCSD and send to:**

ATTN: Cheryl Vermette  
PO BOX 205  
Montclair, Ca. 91763

District/Associate:

---

Attendee (s):

---

---

**Reminder:** There is a \$2 surcharge for reservations made after the deadline date, as well as for coming to dinner with no reservations. You will also be billed for the dinner if your cancellation is not received prior to the deadline.

*The City of Yucaipa cordially invites you to the*

## *Ribbon Cutting*

*For the  
Wildwood Basin Project  
Tuesday  
April 19, 2011, 3:30 pm*

*Speakers  
Neil Derry  
Supervisor 3rd District  
County of San Bernardino*

*The Honorable Jerry Lewis  
Congressman, 41st District*

*Mayor Dick Riddell  
City of Yucaipa*

*Light refreshments will be served*

*From Interstate 10 east: Exit Live Oak Canyon Rd/Oak Glen Rd,  
turn left onto Oak Glen Road. Turn right onto Calimesa Blvd.  
Take Calimesa Blvd to Wildwood Canyon Rd and turn left.  
Continue on Wildwood Canyon Rd for approximately 3.5 miles to  
the project site. It will be on your right.*



# STAFF REPORT

# DISCUSSION ITEMS



**Date:** April 20, 2011 **Job:** Not Applicable

**Prepared By:** Vicky Elisalda, Controller **G/L:** Not Applicable

**Subject:** Presentation of the Unaudited Financial Report for March 2011

**Recommendation:** That the Board receives and files the unaudited financial report as presented.

---

The following unaudited financial report has been prepared by the Administrative Department for your review. The report has been divided into six sections to clearly disseminate information pertaining to the financial status of the District. Please remember that the following financial information has not been audited.

#### Cash Fund Balance Report

The Cash Fund Balance Report provides a summary of how the total amount of funds maintained by financial institutions is distributed throughout the enterprise and non-enterprise funds of the District. A summary of the report is as follows:

<b>Fund Source</b>	<b>Operating Funds</b>	<b>Restricted Funds</b>	<b>Total Funds</b>
Water Division	(\$482,293.03)	\$5,204,801.11	\$4,722,508.08
Sewer Division	\$376,728.33	\$5,793,657.17	\$6,170,385.50
Recycled Division	(\$1,769,782.30)	\$603,316.49	(\$1,166,465.81)
<b>Total</b>	<b>(\$1,875,347.00)</b>	<b>\$11,601,774.77</b>	<b>\$9,726,427.77</b>

Most of the funds reflected in the Cash Fund Balance Report are designated for specific purposes and are therefore restricted, either by law or by District policy.

#### Check Register

The check register lists each check processed during the month of March 2011. The District processed 293 checks during the month of March for a total sum of \$2,102,277.77. All checks are reviewed by District staff for accuracy and completeness, and usually signed by the General Manager and one Director, but may be signed by two Directors.

The Controller will make any check, invoice or supporting documentation available for review to any board member upon request.

### Financial Account Information

The District currently deposits all revenue received into the Deposit Checking account. The General Checking account is used as a sole processing account for all District checks and electronic payroll. The Investment Checking account is used for the purchase and redemption of US treasury notes and bills. The US treasury notes and bills are booked at cost.

The LAIF investment account is a pooled money account administered by the State of California. Additional information on the LAIF account is provided below in the investment summary report.

### Investment Summary

The investment summary report illustrates the District's investments in US treasury notes and bills in addition to the investments held by the Local Agency Investment Fund or LAIF. The yields for the treasury notes and bills are provided for each individual transaction. The historical annual yield for funds invested with LAIF is also provided.

Separate pooled money investment reports prepared by the State of California are maintained by the District and available for review.

### Monthly Revenue Allocation

During the month of March 2011 the District received a sum total of \$1,546,246.74 in revenues from the following categories:

- A total of \$1,301,530.65 was received from 14,291 customers for utility bill payments. This is the total amount of utility bill payments received from water, sewer and recycled services.
- A total of \$758.75 was received for construction meter deposits, customer deposits and Internet fee payments.
- A total of \$242,957.34 was received from miscellaneous water related activities (other than utility bill charges). The District received \$42,386.28 from San Bernardino County property taxes and \$427.01 from Riverside County property taxes.
- A total of \$1,000.00 was received from miscellaneous sewer related activities (other than utility bill charges).
- A total of \$.00 received from miscellaneous recycled related activities (other than utility bill charges).
- The District received ARRA draw #8 in the amount of \$122,852.00 on March 2<sup>nd</sup>, ARRA draw #9 in the amount of \$125,628.00 on March 11th and Prop 50 draw #4 in the amount of \$128,615.68 on March 31st.

### Fiscal Year 2011 Budget Status

The revenue and expense budget status for the 2011 Fiscal Year is provided for your review.

**Summary of Revenue Budget  
As of March 31, 2011 (71% of Budget Cycle)**

<u>Division</u>	<u>Budget Amount</u>	<u>Current Month</u>	<u>Year-To-Date</u>	<u>Percentage</u>
Water	12,403,410	599,350	7,695,383	62.0
Sewer	10,394,500	837,617	7,413,123	71.3
Recycled Water	411,275	(68,259)	209,518	50.9
<b>District Revenue</b>	<b>23,209,185</b>	<b>1,368,708</b>	<b>15,318,024</b>	<b>66.0</b>

**Summary of Water Budget  
As of March 31, 2011 (71% of Budget Cycle)**

<u>Department</u>	<u>Budget Amount</u>	<u>Current Month</u>	<u>Year-To-Date</u>	<u>Percentage</u>
Water Resources	4,217,615	202,976	2,937,557	69.6
Public works	2,017,000	162,675	1,284,268	63.7
Administration	2,992,576	186,430	1,964,997	65.7
Long Term Debt	3,176,219	1,062,219	2,978,625	93.8
Asset Acquisition	245,000	0	0	0.0
<b>TOTAL</b>	<b>12,648,410</b>	<b>1,614,300</b>	<b>9,165,447</b>	<b>72.5</b>

**Summary of Sewer Budget  
As of March 31, 2011 (71% of Budget Cycle)**

<u>Department</u>	<u>Budget Amount</u>	<u>Current Month</u>	<u>Year-To-Date</u>	<u>Percentage</u>
Treatment	3,038,150	216,389	2,290,407	75.4
Administration	3,626,030	253,026	2,696,743	74.4
Environmental Control	786,940	61,687	564,302	71.7
Long Term Debt	2,923,670	0	2,923,669	100.0
Asset Acquisition	19,710	0	6,038	30.6
<b>TOTAL</b>	<b>10,394,500</b>	<b>531,102</b>	<b>8,481,159</b>	<b>81.6</b>

**Summary of Recycled Water Budget  
As of March 31, 2011 (71% of Budget Cycle)**

<u>Department</u>	<u>Budget Amount</u>	<u>Current Month</u>	<u>Year-To-Date</u>	<u>Percentage</u>
Administration	411,275	322,076	697,949	169.7
<b>TOTAL</b>	<b>411,275</b>	<b>322,076</b>	<b>697,949</b>	<b>169.7</b>
<b>District Expenses</b>	<b>23,454,185</b>	<b>2,467,478</b>	<b>18,344,555</b>	<b>78.2</b>

### Investment Policy Disclosure

The District is currently compliant with the portfolio of its Investment Policy and State Law.

The District is using Sandy Gage with Merrill Lynch Wealth Management (Bank of America Corporation) for Treasury investments. The District expects to meet its expenditure requirements for the next six months.

### Questions or Comments

If you have any questions about a particular budget account, please do not hesitate to contact the Controller directly. If you need additional information, the members of the Administrative Department would be happy to provide you with any detailed information you may desire.

### Cash Fund Balance Report - March 2011

Water Division	GL#	Balance
Project Fund - Encumbered	02-10215	\$ 720,828.09
ID 1 Construction Funds	02-10216	\$ 293,145.85
ID 2 Construction Funds	02-10217	\$ 80,409.31
Depreciation Reserves	02-10310	\$ 2,491,781.91
Sustainability Fund	02-10313	\$ 39,495.00
Rate Stabilization Fund	02-10314	\$ 474,295.21
Imported Water Fund - MUNI	02-10315	\$ (681,702.11)
Imported Water Fund - SGPWA	02-10316	\$ 171,799.70
FCC - Debt Service YVRWFF Phase I	02-10401	\$ 58,650.53
FCC - Future YVRWFF Phase II & III	02-10403	\$ 79,243.64
FCC - Recycled System	02-10410	\$ 122,578.01
FCC - Booster Pumping Plants	02-10411	\$ 134,674.05
FCC - Pipeline Facilities	02-10412	\$ 671,855.82
FCC - Water Storage Reservoirs	02-10413	\$ 547,746.10
Operating Funds:	--	--
Checking Account	02-11001	\$ 30,000.00
LAIF	02-11019	\$ 32,863.84
Savings	02-11020	\$ (545,156.87)
<b>Total Water Division</b>		<b>\$ 4,722,508.08</b>

Sewer Division	GL#	Balance
Project Fund - Encumbered	03-10215	\$ 751,089.00
Depreciation Reserves	03-10310	\$ 2,477,421.11
Rate Stabilization Fund	03-10314	\$ 1,464,029.35
FCC - Debt Service WWTP Expansion & Upgrade	03-10405	\$ 370,478.95
FCC - Future WWTP Expansion	03-10407	\$ 222,008.03
FCC - Sewer Interceptors	03-10415	\$ 110,589.86
FCC - Lift Stations	03-10416	\$ 54,572.50
FCC - Effluent Disposal Facilities	03-10417	\$ 72,436.29
FCC - Salt Mitigation Facilities	03-10418	\$ 271,032.08
Operating Funds:	--	--
Savings	03-11020	\$ 376,728.33
<b>Total Wastewater Division</b>		<b>\$ 6,170,385.50</b>

Recycled Water Division	GL#	Balance
Depreciation Reserves	04-10310	\$ 447,238.49
FCC - Recycled System	04-10410	\$ 13,286.93
FCC - Booster Pumping Plants	04-10411	\$ 14,297.75
FCC - Pipeline Facilities	04-10412	\$ 71,152.50
FCC - Water Storage Reservoirs	04-10413	\$ 57,340.82
Operating Funds:	--	--
Savings	04-11020	\$ (1,769,782.30)
<b>Total Recycled Water Division</b>		<b>\$ (1,166,465.81)</b>

**DISTRICT TOTAL \$ 9,726,427.77**

Future Obligations	Due Date	Amount
2004A Bond Payment - Water Division	02/23/2011	\$ 1,014,812.50
SBVMWD - SARI Pipeline Capacity	06/01/2011	\$ 19,710.00
2004A Bond Payment - Water Division	08/27/2011	\$ 1,934,812.50
SRF Payment - Sewer Division	09/10/2011	\$ 2,923,688.75

## Check Register - March 2011

<u>Check Date</u>	<u>Check Number</u>	<u>Name</u>	<u>Check Amount</u>
03/01/2011	11697	CA-OCP HEALTH SERVICES	105.00
03/01/2011	11698	Matthew Hendrickson	99.00
03/01/2011	11699	Mike Rivera	130.00
03/01/2011	11700	Bob Wall	105.00
03/01/2011	11701	California Rural Water Associa	893.00
03/01/2011	11702	CA-OCP HEALTH SERVICES	105.00
03/01/2011	11703	Abate Technologies Intl, Inc.	1,250.00
03/01/2011	11704	Addiction Medicine Consultants	150.00
03/01/2011	11705	American Messaging Services, L	24.85
03/01/2011	11706	VOID CHECK	0.00
03/01/2011	11707	Bob Walker	30.00
03/01/2011	11708	Daily Journal Corporation	345.40
03/01/2011	11709	Rodd Greene	57.41
03/01/2011	11710	Incode Division-Tyler Technolo	350.00
03/01/2011	11711	InfoSend, Inc.	3,351.79
03/01/2011	11712	Kelly Services, Inc.	1,267.92
03/01/2011	11713	Press-Enterprise	345.60
03/01/2011	11714	VOID CHECK	0.00
03/01/2011	11715	SCCI, Inc.	350.00
03/01/2011	11716	SB CNTY-Registrar	7,805.00
03/01/2011	11717	Southern California Emergency	300.00
03/01/2011	11718	VOID CHECK	0.00
03/01/2011	11719	Verizon	1,467.22
03/01/2011	11720	Advance Refrigeration & Ice Sy	132.00
03/01/2011	11721	Air & Hose Source, Inc.	119.67
03/01/2011	11722	All American Sewer Tools	1,339.15
03/01/2011	11723	Bernell Hydraulics, Inc.	26.15
03/01/2011	11724	Cal Duct Inc	141.38
03/01/2011	11725	Harbor Freight Tools	32.68
03/01/2011	11726	Hewlett-Packard Co.-Public Sec	2,830.16
03/01/2011	11727	Innerline Engineering	5,000.00
03/01/2011	11728	J. Colon Coatings, Inc.	6,200.00
03/01/2011	11729	JR Freeman Co. Inc.	475.97
03/01/2011	11730	Maintenance Connection Inc	1,818.28
03/01/2011	11731	Matich Corp	1,075.42
03/01/2011	11732	Merit Oil Company	2,642.83
03/01/2011	11733	NCL Of Wisconsin Inc	754.72
03/01/2011	11734	Pro-Pipe & Supply, Inc.	611.50
03/01/2011	11735	RFI	315.00
03/01/2011	11736	Rosemount Analytical, Inc.	365.87
03/01/2011	11737	SB CNTY-Waste System Division	323.41
03/01/2011	11738	Siemens Water Technologies Cor	865.61
03/01/2011	11739	HD Supply Facilities Maintenanc	52.48
03/01/2011	11740	Standard Insurance Company	2,014.76
03/01/2011	11741	Western Dental Services, Inc.	279.90
03/01/2011	11742	Anthem Blue Cross L and H	359.10
03/01/2011	11743	Standard Insurance Company	2,879.38
03/01/2011	11744	Aetna Health of California	38,506.32
03/01/2011	11745	Standard Insurance Vision Plan	398.36
03/01/2011	11746	MetLife Small Business Center	82.16
03/01/2011	11747	SCE Rosemead	137,341.82
03/01/2011	11748	CA-OCP HEALTH SERVICES	80.00
03/01/2011	11749	BofA Credit Card	451.05
03/01/2011	11750	BofA Credit Card	208.34
03/01/2011	11751	Ameripride Uniform Services	929.61

## Check Register - March 2011

<u>Check Date</u>	<u>Check Number</u>	<u>Name</u>	<u>Check Amount</u>
03/01/2011	11752	Priority Mailing Systems Inc.	497.00
03/01/2011	11753	Inland Water Works Supply Co.	2,801.40
03/01/2011	11754	Johnson Machinery Co.	222.94
03/01/2011	11755	HD Supply Facilities Maintenanc	478.78
03/01/2011	11756	Frances Webster	196.63
03/01/2011	11757	Water Environment Federation	220.00
03/01/2011	11758	BofA Credit Card	826.15
03/07/2011	11759	ADS, LLC	2,634.00
03/07/2011	11760	Boot Barn #4	143.52
03/07/2011	11761	The Gas Company	1,381.85
03/07/2011	11762	Leroy's Landscape Services	2,955.00
03/07/2011	11763	George F. Siddle	105.25
03/07/2011	11764	Verizon	695.24
03/07/2011	11765	Yucaipa Disposal, Inc.	1,247.43
03/07/2011	11766	Matthew Flordelis	65.00
03/07/2011	11767	Crown Ace Hardware - Yucaipa	469.86
03/07/2011	11768	CWEA/SSCSC	225.00
03/07/2011	11769	Brenntag Pacific, Inc	2,699.92
03/07/2011	11770	Edward S Babcock & Sons, Inc.	3,233.00
03/07/2011	11771	Grainger	301.18
03/07/2011	11772	Inland Water Works Supply Co.	1,319.21
03/07/2011	11773	Innerline Engineering	1,250.00
03/07/2011	11774	Johnson Machinery Co.	2,557.08
03/07/2011	11775	Merit Oil Company	1,699.34
03/07/2011	11776	NetComp Technologies, Inc.	1,440.00
03/07/2011	11777	Red Alert Special Couriers	890.78
03/07/2011	11778	Test America Laboratories, Inc	4,449.00
03/07/2011	11779	Wilbur's	97.86
03/07/2011	11780	J.L. Wingert Co.	955.31
03/07/2011	11781	Alan L. Grubel Automotive Inc.	345.83
03/07/2011	11782	Oily's Automotive Service & Re	871.00
03/07/2011	11783	Nagem, Inc.	2,893.41
03/07/2011	11784	Pro-Pipe & Supply, Inc.	25.25
03/07/2011	11785	CraneVeyor Corp.	624.00
03/07/2011	11786	NAPA Genuine Parts Company	730.86
03/11/2011	11787	PAYROLL CHECK	1,859.43
03/11/2011	11788	PAYROLL CHECK	414.21
03/11/2011	11789	PAYROLL CHECK	27,499.76
03/11/2011	11790	House Of Quality, Parts Plus	2,179.46
03/11/2011	11791	VOID CHECK	0.00
03/11/2011	11792	CA-PERS 457 Deferred Comp	13,658.92
03/11/2011	11793	Public Employees' Retirement S	26,229.79
03/11/2011	11794	Hong Nelson	125.00
03/11/2011	11795	Katherine Kostelecky	500.00
03/11/2011	11796	United Student Aid Funds, Inc.	188.47
03/11/2011	11797	IBEW Local 1436	391.00
03/11/2011	11798	Tucker Appraisal Service Corp.	3,000.00
03/14/2011	11799	Aklufi & Wysocki	7,162.50
03/14/2011	11800	The Barber-Webb Company, Inc.	10,056.00
03/14/2011	11801	DDB Engineering Inc.	330.00
03/14/2011	11802	Delta Partners, LLC	7,500.00
03/14/2011	11803	Dudek & Associates, Inc	13,386.56
03/14/2011	11804	Krieger & Stewart	116,560.83
03/14/2011	11805	One Stop Landscape Supply Inc	20,912.00
03/14/2011	11806	Platinum Advisors, LLC	5,000.00

## Check Register - March 2011

<u>Check Date</u>	<u>Check Number</u>	<u>Name</u>	<u>Check Amount</u>
03/14/2011	11807	RMC Water and Environment	10,740.41
03/14/2011	11808	Separation Processes, Inc.	5,715.00
03/14/2011	11809	Sukut Construction, Inc.	379,950.47
03/14/2011	11810	Union Bank Of California	42,216.72
03/14/2011	11811	Wildermuth Environmental	2,635.00
03/14/2011	11812	Sukut Construction, Inc.	194,313.23
03/14/2011	11813	Union Bank Of California	21,590.36
03/14/2011	11814	Ralph C. Casas	56.00
03/14/2011	11815	Ameripride Uniform Services	886.72
03/14/2011	11816	Bear Valley Mutual Water Compa	1,176.00
03/14/2011	11817	Central Communications	210.95
03/14/2011	11818	First American Data Tree, LLC	50.00
03/14/2011	11819	VOID CHECK	0.00
03/14/2011	11820	First American Corelogic, Inc.	300.00
03/14/2011	11821	Fox Occupational Medical Cente	50.00
03/14/2011	11822	G&G Environmental Compliance, I	1,622.88
03/14/2011	11823	Incode Division-Tyler Technolo	12,653.55
03/14/2011	11824	InfoSend, Inc.	4,793.57
03/14/2011	11825	Jean's Flower Basket	61.72
03/14/2011	11826	Kelly Services, Inc.	587.00
03/14/2011	11827	Pro-Pipe & Supply, Inc.	25.52
03/14/2011	11828	RMC Water and Environment	1,360.00
03/14/2011	11829	South Coast A.Q.M.D.	402.21
03/14/2011	11830	Soboba Band of Luiseno Indians	13,081.25
03/14/2011	11831	South Mesa Water Company	25.00
03/14/2011	11832	Association of San Bernardino	70.00
03/14/2011	11833	The Counseling Team Internatio	600.00
03/14/2011	11834	The Gas Company	14.79
03/14/2011	11835	Underground Service Alert Of S	124.50
03/14/2011	11836	U.S. Postal Service	390.00
03/14/2011	11837	NEUYEN, TRUONG	102.57
03/14/2011	11838	CRONK, WILLIAM	56.94
03/14/2011	11839	SCHUBERT, LYNDIA	67.67
03/14/2011	11840	RODRIGUEZ, MANUEL R	28.30
03/14/2011	11841	MATSUDA, STANLEY	169.85
03/14/2011	11842	MYERS, MATT	39.04
03/14/2011	11843	ARZATE, MAURICIO	123.84
03/14/2011	11844	CASEY, MARTHA	146.38
03/14/2011	11845	PROPERTY MGMT, HOMET	121.74
03/14/2011	11846	BLESCH AND ASSOC.	69.30
03/14/2011	11847	SFR 81, LLC	38.43
03/14/2011	11848	SB CNTY-Recorder/County Clerk	84.00
03/14/2011	11849	Daniel G. Hutchinson	106.02
03/14/2011	11850	Krieger & Stewart	17,502.39
03/14/2011	11851	Air & Hose Source, Inc.	604.65
03/14/2011	11852	Aqua-Metric Sales Company	2,020.25
03/14/2011	11853	Brenntag Pacific, Inc	16,033.85
03/14/2011	11854	Center Electric	908.08
03/14/2011	11855	Cortech Engineering	285.93
03/14/2011	11856	Emergency Power Controls, Inc.	4,800.00
03/14/2011	11857	Fairview Ford Sales, Inc.	63.64
03/14/2011	11858	National Filter Media	104.13
03/14/2011	11859	George & Vaughn's Inc.	313.13
03/14/2011	11860	Grainger	142.24
03/14/2011	11861	Alan L. Grubel Automotive Inc.	637.90

## Check Register - March 2011

<u>Check Date</u>	<u>Check Number</u>	<u>Name</u>	<u>Check Amount</u>
03/14/2011	11862	Hach Company	137.52
03/14/2011	11863	Harbor Freight Tools	333.45
03/14/2011	11864	Harper & Associates Eng., Inc.	2,391.25
03/14/2011	11865	Innerline Engineering	1,250.00
03/14/2011	11866	James Randy Main	20.12
03/14/2011	11867	MBC Applied Environmental Scie	1,200.00
03/14/2011	11868	Nalco Company	2,606.22
03/14/2011	11869	Northern Tool Supply Co.	110.74
03/14/2011	11870	San Bernardino County Flood Co	700.00
03/14/2011	11871	San Bdno. Valley Muni. Water D	1,450.00
03/14/2011	11872	Smart & Final Stores, LLC	214.62
03/14/2011	11873	Sukut Construction, Inc.	1,200.00
03/14/2011	11874	Test America Laboratories, Inc	150.00
03/14/2011	11875	HD Supply Facilities Maintenanc	54.20
03/14/2011	11876	Utility Services Associates LL	10,275.00
03/14/2011	11877	Konica Minolta Business Soluti	354.23
03/14/2011	11878	San Bdno. Valley Muni. Water D	8,130.00
03/14/2011	11879	Verizon	1,148.48
03/14/2011	11880	Crown Ace Hardware - Yucaipa	169.91
03/14/2011	11881	Fedex	24.84
03/16/2011	11882	PRO-CRAFT PLUMBING C	1,170.78
03/21/2011	11883	Pacificare Of California Heal	39,290.96
03/21/2011	11884	Atkinson, Andelson, Loya, Ruud	325.84
03/21/2011	11885	Robert Austin	2,884.88
03/21/2011	11886	Aqua-Metric Sales Company	2,303.54
03/21/2011	11887	BofA Credit Card	1,057.81
03/21/2011	11888	Bioscience Inc.	12,128.63
03/21/2011	11889	Brenntag Pacific, Inc	11,151.60
03/21/2011	11890	Cemex Inc. USA	166.74
03/21/2011	11891	Clinical Laboratory of San Ber	577.50
03/21/2011	11892	VOID CHECK	0.00
03/21/2011	11893	GEI Consultants, Inc.	1,921.33
03/21/2011	11894	Grainger	116.72
03/21/2011	11895	Graybar Electric Co., Inc.	72.75
03/21/2011	11896	Alan L. Grubel Automotive Inc.	731.56
03/21/2011	11897	Hach Company	2,011.10
03/21/2011	11898	Inland Water Works Supply Co.	2,706.30
03/21/2011	11899	J.L. Wingert Co.	60.26
03/21/2011	11900	JR Freeman Co. Inc.	1,858.24
03/21/2011	11901	James Randy Main	40.00
03/21/2011	11902	Merit Oil Company	5,184.40
03/21/2011	11903	Microflex Corporation	1,014.64
03/21/2011	11904	Nagem, Inc.	773.65
03/21/2011	11905	NetComp Technologies, Inc.	5,240.97
03/21/2011	11906	Oily's Automotive Service & Re	292.50
03/21/2011	11907	Polydyne Inc.	5,252.63
03/21/2011	11908	Q Versa, LLC	11,776.83
03/21/2011	11909	R & R Anderson Trucking	1,206.75
03/21/2011	11910	Red Alert Special Couriers	42.93
03/21/2011	11911	VOID CHECK	0.00
03/21/2011	11912	Roquet Paving Inc	14,773.89
03/21/2011	11913	Siemens Water Technologies Cor	1,714.58
03/21/2011	11914	Test America Laboratories, Inc	150.00
03/21/2011	11915	Gerald L. Gregory	150.00
03/21/2011	11916	Univar USA Inc.	546.26

## Check Register - March 2011

<u>Check Date</u>	<u>Check Number</u>	<u>Name</u>	<u>Check Amount</u>
03/21/2011	11917	HD Supply Facilities Maintenanc	1,313.96
03/21/2011	11918	Westech Engineering	1,255.75
03/21/2011	11919	Ameripride Uniform Services	442.57
03/21/2011	11920	AT&T Mobility	1,696.57
03/21/2011	11921	Boot Barn #4	150.00
03/21/2011	11922	Coverall North America, Inc.	1,021.00
03/21/2011	11923	Incode Division-Tyler Technolo	10,100.00
03/21/2011	11924	Kelly Services, Inc.	587.00
03/21/2011	11925	Separation Processes, Inc.	2,553.74
03/21/2011	11926	Sims Welding & Supply Co., Inc	162.08
03/21/2011	11927	Stradling Yocca Carlson & Raut	175.62
03/21/2011	11928	Verizon	159.22
03/21/2011	11929	Yucaipa Valley Acres LLC	339,955.95
03/25/2011	11930	PAYROLL CHECK	2,224.60
03/25/2011	11931	CA-PERS 457 Deferred Comp	11,773.99
03/25/2011	11932	CA-Franchise Tax Board	50.00
03/25/2011	11933	Public Employees' Retirement S	25,766.54
03/25/2011	11934	Hong Nelson	125.00
03/25/2011	11935	Katherine Kostelecky	500.00
03/25/2011	11936	United Student Aid Funds, Inc.	168.43
03/25/2011	11937	American Family Life Assurance	2,420.23
03/25/2011	11938	Rodd Greene	57.55
03/25/2011	11939	YWWD-Petty Cash	232.28
03/25/2011	11940	Wateruse Association	200.00
03/25/2011	11941	Cypress Insurance Company	18,062.00
03/25/2011	11942	Victor James Valenti	3,271.60
03/25/2011	11943	RFI	210.00
03/28/2011	11944	VOID CHECK	0.00
03/28/2011	11945	BofA Credit Card	2,199.10
03/28/2011	11946	Donald L. Broad	290.00
03/28/2011	11947	Cemex Inc. USA	1,041.60
03/28/2011	11948	Center Electric	454.04
03/28/2011	11949	Edward S Babcock & Sons, Inc.	2,400.00
03/28/2011	11950	Fisher Scientific Co.	379.62
03/28/2011	11951	Grainger	40.74
03/28/2011	11952	Harbor Freight Tools	162.16
03/28/2011	11953	Hemet Valley Tool & Supply	174.58
03/28/2011	11954	Inland Water Works Supply Co.	2,502.89
03/28/2011	11955	Innerline Engineering	2,500.00
03/28/2011	11956	James John Brothers	18,182.25
03/28/2011	11957	JCS Welding, Inc.	2,419.00
03/28/2011	11958	JR Freeman Co. Inc.	150.22
03/28/2011	11959	Matich Corp	2,134.13
03/28/2011	11960	Merit Oil Company	3,200.27
03/28/2011	11961	Microflex Corporation	1,030.62
03/28/2011	11962	Nagem, Inc.	2,043.55
03/28/2011	11963	NCL Of Wisconsin Inc	478.43
03/28/2011	11964	Pro-Pipe & Supply, Inc.	52.09
03/28/2011	11965	Red Alert Special Couriers	1,112.22
03/28/2011	11966	RFI	105.00
03/28/2011	11967	Riverside County Clerk	64.00
03/28/2011	11968	Roquet Paving Inc	6,564.18
03/28/2011	11969	SB CNTY-Land Use	92.00
03/28/2011	11970	Clerk of the Board of Supervis	2,044.00
03/28/2011	11971	Siemens Water Technologies Cor	144.30

### Check Register - March 2011

<u>Check Date</u>	<u>Check Number</u>	<u>Name</u>	<u>Check Amount</u>
03/28/2011	11972	Donald Kent Stone	600.00
03/28/2011	11973	Test America Laboratories, Inc	1,175.00
03/28/2011	11974	HD Supply Facilities Maintenanc	83.70
03/28/2011	11975	VOID CHECK	0.00
03/28/2011	11976	VOID CHECK	0.00
03/28/2011	11977	BofA Credit Card	28.94
03/28/2011	11978	Clerk of the Board of Supervis	50.00
03/28/2011	11979	Ralph C. Casas	70.00
03/28/2011	11980	Ameripride Uniform Services	470.54
03/28/2011	11981	Fedex	39.61
03/28/2011	11982	InfoSend, Inc.	1,943.06
03/28/2011	11983	Kelly Services, Inc.	1,361.84
03/28/2011	11984	SCCI, Inc.	350.00
03/28/2011	11985	SCE Rosemead	130,020.00
03/28/2011	11986	Verizon	1,584.27
03/28/2011	11987	AWWA CA-NV (Rancho Cucamonga)	555.00
03/28/2011	11988	H. W. Hunter, Inc.	47,406.59
03/28/2011	11989	Agriserve Pest Control	13,365.00
<b>March 2011 Check Register Total</b>			<b>2,102,277.77</b>

### Financial Account Information - March 2011

DATE	DESCRIPTION	Deposit Checking	General Checking	Investment Checking	Treasuries at cost	LAIF Invest. Fund	TOTAL ACTIVITY
02/28/2011	bal forward	312,143.43	30,000.00	69,297.46	9,771,903.14	32,863.84	10,216,207.87
2/28	rev retained in MM				(21.81)		(21.81)
03/01/2011	Deposit	55,559.29					55,559.29
	Credit Card-2/28	384.61					384.61
	Credit Card-3/1	1,751.46					1,751.46
	Electronic	18,664.00					18,664.00
	Website-3/1	1,089.52					1,089.52
	Website-3/2	331.14					331.14
03/02/2011	Deposit	36,498.73					36,498.73
	Credit Card-3/1	388.08					388.08
	Credit Card-3/2	4,895.00					4,895.00
	Electronic	12,244.87					12,244.87
	Website-3/2	1,445.34					1,445.34
	Website-3/3	270.24					270.24
	ETS Fees	(900.52)					(900.52)
	ETS Fees	(615.74)					(615.74)
	ARRA Draw #8		122,852.00				122,852.00
	TRF#975-ARRA Draw #8	122,852.00	(122,852.00)				0.00
	Cks#11697-11758		(232,428.17)				(232,428.17)
	TRF#976-AP	(232,428.17)	232,428.17				0.00
03/03/2011	Deposit	34,133.06					34,133.06
	Deposit-Riv taxes	427.01					427.01
	Deposit -M/C	2,000.00					2,000.00
	Credit Card-3/2	528.59					528.59
	Credit Card-3/3	1,335.23					1,335.23
	Electronic	12,072.33					12,072.33
	Website-3/3	854.84					854.84
	Website-3/4	405.95					405.95
	ACH pmts	27,291.00					27,291.00
03/04/2011	Deposit	21,488.24					21,488.24
	Deposit -M/C	577.77					577.77
	Credit Card-3/4	1,376.89					1,376.89
	Electronic	13,204.20					13,204.20
	Website-3/4	883.13					883.13
	Website-3/5	724.74					724.74
	Website-3/6	148.23					148.23
	Website-3/7	69.78					69.78
03/07/2011	Deposit	60,455.26					60,455.26
	Credit Card-3/7	1,416.85					1,416.85
	Electronic	11,584.77					11,584.77
	Website-3/7	728.47					728.47
	Website-3/8	69.78					69.78
03/08/2011	Deposit	48,866.77					48,866.77
	Credit Card-3/7	553.25					553.25
	Credit Card-3/8	1,777.26					1,777.26
	Electronic	14,074.72					14,074.72
	Website-3/8	1,697.31					1,697.31
	Website-3/9	198.47					198.47
03/09/2011	Deposit	47,077.48					47,077.48
	Credit Card-3/8	370.90					370.90
	Credit Card-3/9	2,978.75					2,978.75
	Electronic	5,611.50					5,611.50
	Website-3/9	786.04					786.04
	Website-3/10	594.68					594.68

### Financial Account Information - March 2011

DATE	DESCRIPTION	Deposit Checking	General Checking	Investment Checking	Treasuries at cost	LAIF Invest. Fund	TOTAL ACTIVITY
02/28/2011	bal forward	312,143.43	30,000.00	69,297.46	9,771,903.14	32,863.84	10,216,207.87
03/11/10-PR	Federal Taxes		(46,012.61)				(46,012.61)
03/11/10-PR	State Taxes		(8,895.33)				(8,895.33)
03/11/10-PR	PR Direct Deposit		(100,455.01)				(100,455.01)
03/11/10-PR	ING 457		(6,732.86)				(6,732.86)
	Cks#11759-11798		(112,351.22)				(112,351.22)
	<b>TRF#977-AP &amp; PR</b>	<b>(274,447.03)</b>	<b>274,447.03</b>				<b>0.00</b>
03/10/2011	Deposit	31,632.93					31,632.93
	Deposit-M/C	4,354.29					4,354.29
	Credit Card-3/9	83.63					83.63
	Credit Card-3/10	1,809.14					1,809.14
	Electronic	4,660.32					4,660.32
	Website-3/10	848.41					848.41
	ACH pmts	35,216.18					35,216.18
03/11/2011	Deposit	13,334.47					13,334.47
	ARRA Draw #9		125,628.00				125,628.00
	<b>TRF#978-ARRA Draw #9</b>	<b>125,628.00</b>	<b>(125,628.00)</b>				<b>0.00</b>
	Credit Card-3/11	899.16					899.16
	Electronic	8,369.57					8,369.57
	Website-3/11	1,167.35					1,167.35
	Website-3/12	292.25					292.25
	Website-3/13	769.68					769.68
	Website-3/14	52.79					52.79
03/14/2011	Deposit	74,852.36					74,852.36
	Credit Card-3/11	242.21					242.21
	Credit Card-3/14	1,909.53					1,909.53
	Electronic	9,402.29					9,402.29
	Website-3/14	780.77					780.77
03/15/2011	Deposit	22,461.85					22,461.85
	Credit Card-3/15	1,155.80					1,155.80
	Electronic	15,296.00					15,296.00
	Website-3/15	1,044.59					1,044.59
	Website-3/16	111.89					111.89
	ACH pmts	33,047.20					33,047.20
03/16/2011	Deposit	39,307.65					39,307.65
	Deposit-M/C	9,645.23					9,645.23
	Credit Card-3/15	272.22					272.22
	Credit Card-3/16	4,446.65					4,446.65
	Electronic	8,288.74					8,288.74
	Website-3/16	861.73					861.73
	Website-3/17	78.38					78.38
	Cks#11799-11882		(954,272.37)				(954,272.37)
	<b>TRF#979-Ck# 11799-11882</b>	<b>(954,272.37)</b>	<b>954,272.37</b>				<b>0.00</b>
03/17/2011	Deposit	39,662.97					39,662.97
	Credit Card-3/16	145.19					145.19
	Credit Card-3/17	796.32					796.32
	Electronic	5,722.75					5,722.75
	Website-3/17	735.89					735.89
	Website-3/18	111.09					111.09

### Financial Account Information - March 2011

DATE	DESCRIPTION	Deposit Checking	General Checking	Investment Checking	Treasuries at cost	LAIF Invest. Fund	TOTAL ACTIVITY
02/28/2011	bal forward	312,143.43	30,000.00	69,297.46	9,771,903.14	32,863.84	10,216,207.87
03/18/2011	Deposit	14,870.06					14,870.06
	Credit Card-3/17	413.06					413.06
	Credit Card-3/18	1,705.80					1,705.80
	Electronic	10,360.32					10,360.32
	Website-3/18	1,030.57					1,030.57
	Website-3/19	461.33					461.33
	Website-3/20	360.96					360.96
	Website-3/21	97.75					97.75
03/21/2011	Deposit	64,784.44					64,784.44
	Deposit-SB taxes	42,386.28					42,386.28
	Credit Card-3/18	128.08					128.08
	Credit Card-3/21	1,530.15					1,530.15
	Electronic	13,507.99					13,507.99
	Website-3/21	1,021.23					1,021.23
	Website-3/22	355.62					355.62
	ACH pmts	19,003.97					19,003.97
03/22/2011	Deposit	35,695.84					35,695.84
	Deposit-M/C	11,886.34					11,886.34
	Deposit-Beazer	172,627.20					172,627.20
	Credit Card-3/21	73.74					73.74
	Credit Card-3/22	1,765.13					1,765.13
	Electronic	13,579.98					13,579.98
	Website-3/22	1,854.46					1,854.46
	Website-3/23	571.35					571.35
03/23/2011	Deposit	28,876.92					28,876.92
	Credit Card-3/22	138.49					138.49
	Credit Card-3/23	3,326.23					3,326.23
	Electronic	7,243.40					7,243.40
	Website-3/23	302.63					302.63
	Website-3/24	113.82					113.82
03/24/2011	Deposit	12,495.74					12,495.74
	Credit Card-3/23	173.07					173.07
	Credit Card-3/24	1,098.99					1,098.99
	Electronic	6,086.21					6,086.21
	Website-3/24	6,149.02					6,149.02
	Website-3/25	403.56					403.56
	TRF#980 - from MM			900,000.00			900,000.00
	TRF#981	900,000.00		(900,000.00)			0.00
03/25/11-PR	Federal Taxes		(36,513.83)				(36,513.83)
03/25/11-PR	State Taxes		(6,797.04)				(6,797.04)
03/25/11-PR	PR Direct Deposit		(99,029.10)				(99,029.10)
03/25/11-PR	ING 457		(5,761.40)				(5,761.40)
	Cks#11883-11943		(552,161.47)				(552,161.47)
	TRF#982-AP & PR	(700,262.84)	700,262.84				0.00
03/25/2011	Deposit	19,313.48					19,313.48
	Credit Card-3/24	421.61					421.61
	Credit Card-3/25	2,341.69					2,341.69
	Electronic	10,113.13					10,113.13
	Website-3/25	951.21					951.21
	Website-3/26	1,250.10					1,250.10
	Website-3/27	684.31					684.31
	Website-3/28	108.26					108.26
	ACH pmts	47,599.34					47,599.34

### Financial Account Information - March 2011

DATE	DESCRIPTION	Deposit Checking	General Checking	Investment Checking	Treasuries at cost	LAIF Invest. Fund	TOTAL ACTIVITY
02/28/2011	bal forward	312,143.43	30,000.00	69,297.46	9,771,903.14	32,863.84	10,216,207.87
03/28/2011	Deposit	56,120.67					56,120.67
	Credit Card-3/25	348.92					348.92
	Credit Card-3/28	1,494.12					1,494.12
	Electronic	11,523.08					11,523.08
	Website-3/28	762.54					762.54
03/29/2011	Deposit	23,016.88					23,016.88
	Credit Card-3/29	826.36					826.36
	Electronic	12,411.55					12,411.55
	Website-3/29	1,193.64					1,193.64
	Website-3/30	142.24					142.24
03/30/2011	Deposit	18,629.57					18,629.57
	Deposit-M/C	870.22					870.22
	Credit Card-3/29	241.31					241.31
	Credit Card-3/30	4,124.13					4,124.13
	Electronic	5,635.57					5,635.57
	Website-3/30	696.82					696.82
	Website-3/31	60.90					60.90
	Cks#11944-11989		(251,064.54)				(251,064.54)
	<b>TRF#983-AP</b>	<b>(251,064.54)</b>	<b>251,064.54</b>				<b>0.00</b>
03/31/2011	Deposit	24,412.34					24,412.34
	Credit Card-3/30	333.63					333.63
	Credit Card-3/31	622.11					622.11
	Website-3/30	825.51					825.51
	Website-4/1	133.70					133.70
	Prop 50, inv #4		128,615.68				128,615.68
	<b>TRF#984-Prop 50, #4</b>	<b>128,615.68</b>	<b>(128,615.68)</b>				<b>0.00</b>
	March '10 NSF's	(1,196.93)					(1,196.93)
	JE to adj NSF debit	(0.01)					(0.01)
3/24	Cusip #9127952H3 maturity				(2,900,131.30)		(2,900,131.30)
3/25	Cusip #9127953E9 purchase				2,000,431.94		2,000,431.94
3/31	<i>retained in MM</i>				589.87		589.87
	<b>TOTALS</b>	<b>721,494.63</b>	<b>30,000.00</b>	<b>69,297.46</b>	<b>8,872,771.84</b>	<b>32,863.84</b>	<b>9,726,427.77</b>

## Investment Summary - March 2011

U.S. TREASURIES						
Quantity	Description	Cusip	Maturity Date	Yield	Cost of Purchase	Market Value
1,213,000	US Treasury Bill	9127952M2	April 21, 2011	0.090%	1,212,557.26	1,212,963.61
2,731,000	US Treasury Bill	9127952R1	May 19, 2011	0.070%	2,730,146.56	2,730,808.83
1,230,000	US Treasury Bill	9127952W0	June 23, 2010	0.090%	1,229,538.75	1,229,754.00
1,700,000	US Treasury Bill	9127953A7	July 21, 2011	0.070%	1,699,507.46	1,699,473.00
2,001,000	US Treasury Bill	9127953E9	August 18, 2011	0.070%	2,000,431.94	1,999,959.48
<b>8,875,000</b>			<b>Total Values</b>		<b>8,872,181.97</b>	<b>8,872,958.92</b>

<b>Money Market Account Activity-Beginning Balance</b>	<b>21.81</b>
3/31/11 - Dividend	0.00
3/24/11 - Cusip # 9127952H3 Interest	868.70
<b>Income</b>	<b>868.70</b>
3/24/11 - Intra-Bank Transfers to/from Investment Checking	(900,000.00)
<b>Fund Transfers</b>	<b>(900,000.00)</b>
3/24/11 - Cusip # 9127952H3 Maturity	2,900,131.30
<b>Redemptions</b>	<b>2,900,131.30</b>
3/25/11 - Cusip # 9127953E9 Purchase	(2,000,431.94)
<b>Purchases</b>	<b>(2,000,431.94)</b>
 <b>Ending Balance - Money Market</b>	 <b>589.87</b>
 <b>US Treasury Securities Investment Principal</b>	 <b>8,872,181.97</b>
 <b>Total Assets</b>	 <b>8,872,771.84</b>

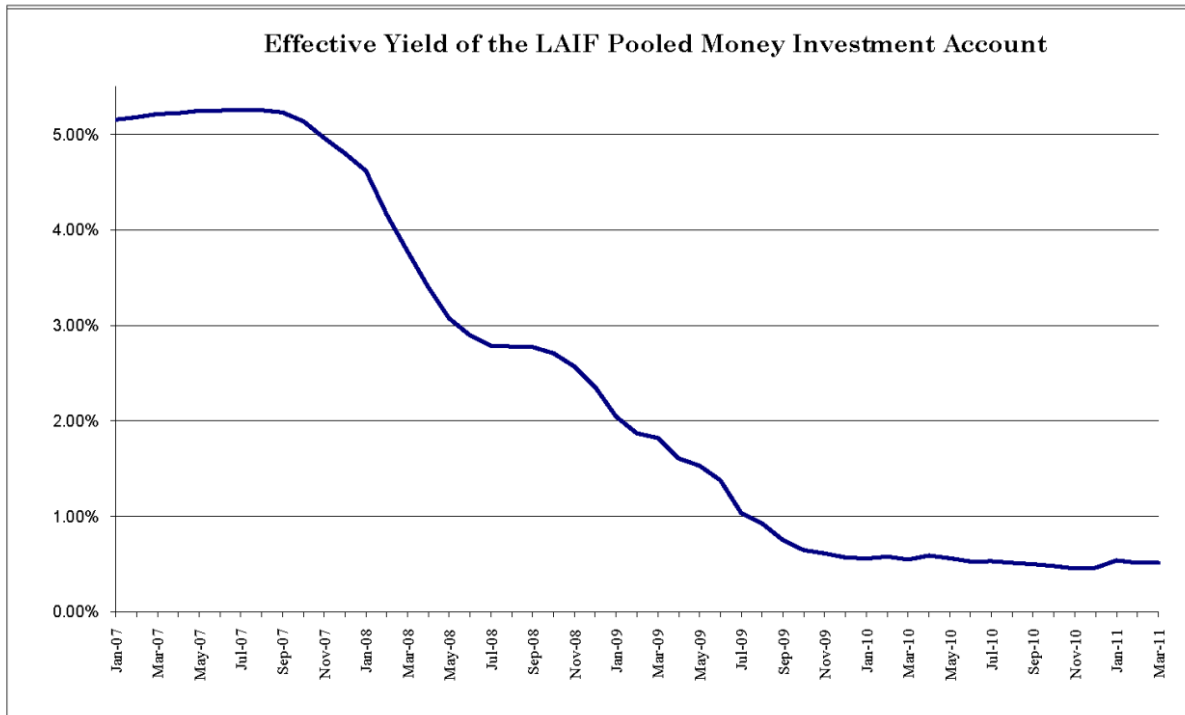
### Investment Summary - March 2011

#### LOCAL AGENCY INVESTMENT FUND

PERIOD	TOTAL WITHDRAWAL AMOUNT	TOTAL DEPOSIT AMOUNT	ACCRUED INTEREST (QUARTERLY)	ENDING BALANCE
July 31, 2010	\$0.00	\$0.00	\$45.39	\$32,783.80
August 31, 2010	\$0.00	\$0.00	\$0.00	\$32,783.80
September 30, 2010	\$0.00	\$0.00	\$0.00	\$32,783.80
October 31, 2010	\$0.00	\$0.00	\$42.34	\$32,826.14
November 30, 2010	\$0.00	\$0.00	\$0.00	\$32,826.14
December 31, 2010	\$0.00	\$0.00	\$0.00	\$32,826.14
January 31, 2011	\$0.00	\$0.00	\$37.70	\$32,863.84
February 28, 2011	\$0.00	\$0.00	\$0.00	\$32,863.84
March 31, 2011	\$0.00	\$0.00	\$0.00	\$32,863.84
April 30, 2011	\$0.00	\$0.00	\$0.00	\$32,863.84
May 31, 2011	\$0.00	\$0.00	\$0.00	\$32,863.84
June 30, 2011	\$0.00	\$0.00	\$0.00	\$32,863.84

**L.A.I.F. INCOME SUMMARY**

	<u>CURRENT QUARTER</u>	<u>FY YEAR-TO-DATE</u>
<u>INCOME RECEIVED</u>	<u>\$37.70</u>	<u>\$125.43</u>







**FY 2011 - Water Revenue**

ACCOUNT#	DESCRIPTION	BUDGET	July '10	Aug '10	Sept '10	Oct '10	Nov '10	Dec '10	Jan '11	Feb '11	Mar '11	Year to Date	Percentage YTD
02-40010	Sales - Water	5,975,000	182,137	740,517	916,226	612,943	363,663	356,252	212,982	247,768	265,541	3,898,030	65.24%
02-40011	Sales - Construction Water	20,000	761	4,332	8,768	6,891	3,352	2,886	778	1,842	1,408	31,019	155.10%
02-40013	Sales - Imported Water	800,000	32,304	122,070	148,871	102,761	63,708	62,689	38,339	45,017	47,279	663,039	82.88%
02-40014	Sales Disc.-Multi Units Usage Chrg.	(125,000)	(3,730)	(13,214)	(15,491)	(11,899)	(8,858)	(10,513)	(7,739)	(7,622)	(9,861)	(88,930)	71.14%
02-40015	Water Wholesale Revenue	170,000	3,909	3,935	3,511	3,371	3,237	23,890	3,620	3,145	3,338	51,957	30.56%
02-40016	Service Establishment Fee	100	0	0	0	0	0	0	0	0	0	0	0.00%
02-41000	Service Demand Charges	2,100,000	50,401	160,959	184,363	178,477	160,927	183,835	177,978	160,251	184,243	1,441,434	68.64%
02-41001	Fire Service Standby Fees	17,500	528	1,229	1,370	1,338	1,242	1,442	1,350	1,202	1,398	11,098	63.41%
02-41003	Construction Service Charge	15,000	105	545	501	398	536	598	391	334	515	3,923	26.15%
02-41005	Sales Disc-Multi Units Service Chrg.	(90,000)	(2,461)	(7,488)	(8,557)	(8,290)	(7,488)	(8,557)	(8,290)	(7,488)	(8,557)	(67,174)	74.64%
02-41010	Unauthorized Use of Water Charge	2,500	325	0	0	0	65	0	195	0	195	780	31.20%
02-41110	Meter/Lateral installation	2,500	0	0	0	0	0	650	0	975	3,900	5,525	221.00%
02-41112	Fire Flow Test Fees	2,500	225	150	150	75	150	150	75	300	300	1,575	63.00%
02-41113	Disconnect/Reconnect Fees	150,000	8,380	6,965	11,310	9,945	8,215	8,070	9,085	8,325	11,250	81,545	54.36%
02-41121	Delinquent Payment Charges	135,000	12,838	15,683	13,061	19,446	14,751	8,787	9,009	6,470	5,034	105,080	77.84%
02-41124	Bad Debt	0	0	0	0	0	0	0	0	0	0	0	0
02-42123	Management & Accounting Fees	593,310	49,443	49,443	49,443	49,443	49,443	49,443	49,443	49,443	49,443	444,983	75.00%
02-43010	Interest Earned	50,000	85	255	102	66	495	217	143	662	0	2,026	4.05%
02-43110	Property Tax - Unsecured	100,000	0	0	0	6,054	89,543	(46,859)	121	(477)	221	48,605	48.60%
02-43120	Property Tax - Secured	2,300,000	0	0	0	0	(390)	705,291	159,333	41,233	33,883	939,350	40.84%
02-43130	Tax Collection - Prior	75,000	0	366	0	9,363	9,165	(6,676)	1,086	2,985	4,391	20,679	27.57%
02-43140	Other Taxes	75,000	0	213	0	0	27	13,248	16,606	22,581	3,362	56,037	74.72%
02-49150	Revenue - Misc. Non-Operating	35,000	2,338	13,650	2,689	5,607	5,055	7,082	4,172	2,145	2,067	44,804	128.01%
	<b>WATER OPERATING REVENUE</b>	<b>12,403,410</b>	<b>337,587</b>	<b>1,099,609</b>	<b>1,316,317</b>	<b>985,988</b>	<b>756,838</b>	<b>1,351,924</b>	<b>668,679</b>	<b>579,092</b>	<b>599,350</b>	<b>7,695,383</b>	<b>62.04%</b>
02-82002	Grants (FEMA)	0	0	0	0	3,172	0	5,061	0	18,901	0	27,134	
02-89901	Facility Capacity Charges	0	0	0	0	0	0	5,156	13,180	39,540	158,160	216,036	
02-89902	Sustainability	0	0	0	0	0	0	881	881	2,642	10,567	14,970	
	<b>TOTAL WATER REVENUE</b>	<b>12,403,410</b>	<b>337,587</b>	<b>1,099,609</b>	<b>1,316,317</b>	<b>989,160</b>	<b>756,838</b>	<b>1,363,022</b>	<b>682,739</b>	<b>640,175</b>	<b>768,078</b>	<b>7,953,523</b>	

**FY 2011 - Sewer Revenue**

ACCOUNT#	DESCRIPTION	BUDGET	July '10	Aug '10	Sept '10	Oct '10	Nov '10	Dec '10	Jan '11	Feb '11	Mar '11	Year to Date	Percentage YTD
03-40016	Sales - Establish Service Fee	0	0	0	25	0	0	0	0	0	0	25	
03-41000	Sales - Sewer Charges	10,100,000	301,895	855,921	875,569	852,545	846,296	843,691	832,729	833,723	843,373	7,085,743	70.16%
03-41005	Sales Disc-Multi Units Service Chrg.	(215,000)	(6,155)	(16,570)	(16,623)	(16,606)	(16,551)	(16,591)	(16,522)	(16,528)	(16,549)	(138,695)	64.51%
03-41110	Meter/Lateral Installation	0	0	0	1,900	0	0	0	0	0	0	1,900	
03-41121	Penalty Late Charges	140,000	11,064	10,740	9,769	11,766	11,509	11,181	11,611	11,303	8,424	97,365	69.55%
03-41124	Bad Debt	0	0	0	0	0	0	0	0	0	0	0	
03-41131	Front Footage Fees	0	0	0	27,395	0	0	0	0	0	0	27,395	
03-42122	Revenue - other operating	1,000	0	0	360	0	180	180	0	0	0	720	72.00%
03-43010	Interest Earned	45,000	0	159	273	597	0	0	258	0	869	2,156	4.79%
03-43110	Property Tax - Unsecured	50,000	0	0	0	0	0	50,000	0	0	0	50,000	100.00%
03-43120	Property Tax - Secured	250,000	0	0	0	0	0	250,000	0	0	0	250,000	100.00%
03-43130	Tax Collection - Prior	20,000	0	0	0	0	0	10,000	0	0	0	10,000	50.00%
03-43140	Other Taxes	1,500	0	0	0	0	0	1,500	0	0	0	1,500	100.00%
03-49150	Misc. Non-Oper Revenue	2,000	0	0	0	0	0	0	23,515	0	1,500	25,015	1250.74%
	<b>SEWER OPERATING REVENUE</b>	<b>10,394,500</b>	<b>306,803</b>	<b>850,250</b>	<b>898,667</b>	<b>848,301</b>	<b>841,434</b>	<b>1,149,962</b>	<b>851,591</b>	<b>828,498</b>	<b>837,617</b>	<b>7,413,123</b>	<b>71.32%</b>
03-82003	Grants - ARRA	0	0	0	242,258	126,603	126,603	117,256	135,594	0	248,480	870,191	
03-82004	Grants - Prop 50	0	0	0	0	917,389	296,863	281,745	0	0	128,616	1,624,613	
03-89901	Facility Capacity Charges	0	0	0	17,755	0	0	7,891	0	0	0	25,646	
	<b>TOTAL SEWER REVENUE</b>	<b>10,394,500</b>	<b>306,803</b>	<b>850,250</b>	<b>916,422</b>	<b>1,090,559</b>	<b>1,885,426</b>	<b>1,571,972</b>	<b>1,268,930</b>	<b>828,498</b>	<b>1,214,712</b>	<b>9,933,573</b>	

### FY 2011 - Recycled Revenue

ACCOUNT#	Description	BUDGET	July '10	Aug '10	Sept '10	Oct '10	Nov '10	Dec '10	Jan '11	Feb '11	Mar '11	Year to Date	Percentage YTD
04-40010	Sales - Recycled Water	365,000	14,781	60,306	80,862	46,064	18,815	18,603	3,586	6,907	(70,482)	179,442	49.16%
04-40011	Sales - Construction Water	9,000	248	587	73	80	25	188	623	49	98	1,979	21.99%
04-41000	Sales - Service Demand Chrg.	26,000	834	2,277	2,505	2,424	2,131	2,433	2,296	2,076	1,819	18,796	72.29%
04-41003	Const. Water Minimum Chrg.	4,000	107	258	294	285	258	327	357	347	306	2,538	63.44%
04-41110	Meter/Lateral installation	0	0	0	0	0	0	0	0	0	0	0	
04-41121	Penalty - Late Charge	775	24	11	7	7	21	6	40	83	0	199	25.69%
04-43010	Interest Earned	0	0	0	0	0	64	0	0	0	0	64	
04-43110	Property Tax - Unsecured	500	0	0	0	0	0	500	0	0	0	500	100.00%
04-43120	Property Tax - Secured	6,000	0	0	0	0	0	6,000	0	0	0	6,000	100.00%
04-49150	Misc. Non-Operating Revenue	0	0	0	0	0	0	0	0	0	0	0	
	<b>RECYCLED OPERATING REVENUE</b>	<b>411,275</b>	<b>15,992</b>	<b>63,448</b>	<b>83,742</b>	<b>48,861</b>	<b>21,314</b>	<b>28,055</b>	<b>6,902</b>	<b>9,462</b>	<b>(68,259)</b>	<b>209,518</b>	<b>50.94%</b>
04-82001	Grants-EPA #XP989384-01	0	0	0	0	0	0	0	0	0	(7,852)	(7,852)	
04-89901	Facility Capacity Charges	0	0	0	0	0	0	5,467	0	0	0	5,467	
	<b>TOTAL RECYCLED REVENUE</b>	<b>411,275</b>	<b>15,992</b>	<b>63,448</b>	<b>83,742</b>	<b>48,861</b>	<b>21,314</b>	<b>33,522</b>	<b>6,902</b>	<b>9,462</b>	<b>(76,112)</b>	<b>207,132</b>	





**FY 2011 - Water Expenses**

ACCOUNT#	DESCRIPTION	BUDGET	July '10	Aug '10	Sept '10	Oct '10	Nov '10	Dec '10	Jan '11	Feb '11	Mar '11	Year to Date	% YTD
02-5-40-57201	Debt Srv-Series 2004A Princ.(25009)	885,000	0	885,000	0	0	0	0	0	0	0	885,000	100.00%
02-5-40-57402	Interest-Long-Term Debt Bonds	2,046,219	0	1,031,406	0	0	0	0	0	0	1,014,813	2,046,219	100.00%
02-5-40-57806	Rate Stabilization Fund	75,000	0	0	0	0	0	0	0	0	0	0	0.00%
02-5-40-57001	Asset Acq. - Water Resources	30,000	0	0	0	0	0	0	0	0	0	0	0.00%
02-5-40-57003	Asset Acq. - Public works	140,000	0	0	0	0	0	0	0	0	47,407	47,407	33.86%
02-5-40-57006	Asset Acq. - Administration	0	0	0	0	0	0	0	0	0	0	0	
	<b>40 - Debt &amp; Capital Outlay</b>	<b>3,176,219</b>	<b>0</b>	<b>1,916,406</b>	<b>0</b>	<b>0</b>	<b>0</b>	<b>0</b>	<b>0</b>	<b>0</b>	<b>1,062,219</b>	<b>2,978,625</b>	<b>93.78%</b>
	<b>TOTAL WATER EXPENSES</b>	<b>12,403,410</b>	<b>738,287</b>	<b>2,849,950</b>	<b>787,356</b>	<b>701,924</b>	<b>696,945</b>	<b>712,356</b>	<b>584,206</b>	<b>480,122</b>	<b>1,614,301</b>	<b>9,165,448</b>	<b>73.89%</b>

### FY 2011 - Sewer Expenses

ACCOUNT#	DESCRIPTION	BUDGET	July '10	Aug '10	Sept '10	Oct '10	Nov '10	Dec '10	Jan '11	Feb '11	Mar '11	Year to Date	% YTD
03-5-02-50010	Labor-WW Treatment	747,000	48,425	60,738	62,557	61,984	59,884	96,507	61,882	61,787	63,140	576,703	77.20%
03-5-02-50013	Benefits-Fica	62,900	4,001	5,070	5,227	5,174	4,971	7,692	5,228	5,206	5,309	47,878	76.12%
03-5-02-50014	Benefits-Life Insurance	4,150	321	327	327	331	329	319	341	341	341	2,975	71.70%
03-5-02-50016	Benefits-HealthDefrd Comp	135,800	9,216	11,261	11,461	11,343	11,312	13,086	12,441	12,005	18,323	110,448	81.33%
03-5-02-50017	Benefits-Disability Insurance	12,800	887	1,043	1,066	1,057	980	1,311	1,141	1,137	1,153	9,776	76.37%
03-5-02-50019	Benefits-Workers Compensation	31,475	2,500	147	0	0	8,275	3,481	3,481	981	3,481	22,346	71.00%
03-5-02-50021	Benefits-PERS	52,300	3,627	4,053	4,067	4,046	3,913	6,066	4,118	4,175	4,118	38,183	73.01%
03-5-02-50022	Benefits-PERS Employer	91,300	6,625	7,367	7,393	7,355	7,109	11,027	7,486	7,586	7,486	69,435	76.05%
03-5-02-50023	Benefits-Uniforms	3,300	346	263	361	272	257	347	273	295	360	2,774	84.07%
03-5-02-50024	Benefits-Vacation & Sick Pay	6,400	384	384	384	395	390	718	390	198	395	3,638	56.84%
03-5-02-50025	Benefits-Boot Allowance	1,725	0	0	0	0	375	0	75	0	0	450	26.09%
03-5-02-51003	R&M - Structures	200,000	31,822	9,089	14,586	14,508	1,180	31,295	(146)	20,999	9,376	132,709	66.35%
03-5-02-51010	R&M - Automation Control	50,000	0	2,968	6,939	14,544	1,000	5,329	4,953	3,797	9,928	49,459	98.92%
03-5-02-51106	Chemicals	500,000	33,339	50,466	45,599	45,230	46,637	50,668	64,091	31,298	32,292	399,620	79.92%
03-5-02-51111	Propane	10,000	0	0	0	0	0	1,769	0	0	0	1,769	17.69%
03-5-02-51115	Laboratory Supplies	32,000	3,916	1,216	1,831	3,179	1,518	2,478	127	2,039	2,814	19,119	59.75%
03-5-02-51140	General Supplies & Expenses	1,000	141	0	0	0	581	0	0	0	0	723	72.26%
03-5-02-51210	Utilities - Power Purchases	675,000	80,769	81,188	68,717	55,405	49,606	48,531	53,098	23,275	50,138	510,728	75.66%
03-5-02-54110	Laboratory Services	115,000	5,613	13,007	8,462	5,802	10,427	7,721	11,506	13,423	7,733	83,695	72.78%
03-5-02-57031	Sludge Disposal	280,000	26,008	23,848	24,679	22,627	24,553	25,688	23,404	20,912	0	191,718	68.47%
03-5-02-57033	Brine Disposal	26,000	2,710	2,710	2,710	2,710	2,710	2,710	0	0	0	16,260	62.54%
	<b>TREATMENT TOTALS</b>	<b>3,038,150</b>	<b>260,650</b>	<b>275,146</b>	<b>266,365</b>	<b>255,964</b>	<b>235,808</b>	<b>316,743</b>	<b>253,888</b>	<b>209,454</b>	<b>216,389</b>	<b>2,290,407</b>	<b>75.39%</b>



### FY 2011 - Sewer Expenses

ACCOUNT#	DESCRIPTION	BUDGET	July '10	Aug '10	Sept '10	Oct '10	Nov '10	Dec '10	Jan '11	Feb '11	Mar '11	Year to Date	% YTD
03-5-07-50010	Labor-Environmental Control	217,740	15,615	17,073	17,352	17,101	17,562	23,267	15,131	14,792	14,951	152,844	70.20%
03-5-07-50011	Labor Credit	0	0	0	0	0	0	0	0	0	0	0	0
03-5-07-50013	Benefits-Fica	20,100	1,262	1,356	1,378	1,339	1,375	1,839	1,178	1,152	1,165	12,045	59.93%
03-5-07-50014	Benefits-Life Insurance	1,625	111	114	114	114	114	83	85	85	85	905	55.66%
03-5-07-50016	Benefits-Health/Defrd Comp	50,100	3,679	3,930	3,687	4,173	3,807	3,077	3,318	3,318	6,462	36,306	72.47%
03-5-07-50017	Benefits-Disability Insurance	4,025	267	285	288	283	288	341	257	253	254	2,516	62.50%
03-5-07-50019	Benefits-Workers Compensation	7,350	750	147	0	0	5,794	2,000	2,000	2,000	2,000	13,891	188.99%
03-5-07-50021	Benefits-PERS	15,200	962	1,074	1,074	1,074	1,095	1,407	870	884	870	9,310	61.25%
03-5-07-50022	Benefits-PERS Employer	26,500	1,756	1,953	1,953	1,953	1,988	2,558	1,581	1,606	1,581	16,930	63.89%
03-5-07-50023	Benefits-Uniforms	1,200	115	92	115	86	85	111	88	66	129	888	73.97%
03-5-07-50024	Benefits-Vacation & Sick Pay	0	0	0	0	0	0	0	0	0	0	0	0
03-5-07-50025	Benefits-Boot Allowance	600	0	0	0	0	150	0	0	0	0	150	25.00%
03-5-07-51003	R&M - Structures	300,000	31,144	22,195	24	17,586	8,281	4,507	29,780	49,985	29,175	192,675	64.23%
03-5-07-51140	General Supplies & Expenses	1,000	94	155	0	0	0	0	0	0	0	250	24.98%
03-5-07-51241	Lift Station #1	70,000	20,128	5,818	6,632	4,092	3,275	14,091	3,910	1,155	3,163	62,265	88.95%
03-5-07-51242	Lift Station #2	11,000	1,550	703	696	631	710	785	807	907	1,454	8,241	74.92%
03-5-07-51243	Lift Station #3	5,000	591	231	251	916	173	178	757	611	188	3,897	77.94%
03-5-07-51244	Lift Station #4	12,500	9,920	1,058	1,403	369	996	1,047	2,266	993	0	18,050	144.40%
03-5-07-51245	Lift Station #5	3,000	110	121	128	0	107	128	295	1,797	114	2,799	93.30%
03-5-07-51248	Lift Station #8	2,500	101	98	111	94	96	99	265	662	96	1,621	64.83%
03-5-07-54109	Professional Fees	35,000	3,809	5,435	0	4,200	5,981	0	6,601	1,623	0	27,647	78.99%
03-5-07-54110	Laboratory Services	2,500	0	0	0	0	0	0	771	303	0	1,074	42.96%
<b>ENVIRONMENTAL CONTROL TOTAL</b>		<b>786,940</b>	<b>91,868</b>	<b>61,776</b>	<b>35,604</b>	<b>53,525</b>	<b>52,242</b>	<b>56,247</b>	<b>69,959</b>	<b>81,392</b>	<b>61,687</b>	<b>564,302</b>	<b>71.71%</b>
03-5-40-57202	Debt Service - Principal	1,863,070	0	0	1,863,069	0	0	0	0	0	0	1,863,069	100.00%
03-5-40-57403	Debt Service - Interest	1,060,600	0	0	1,060,600	0	0	0	0	0	0	1,060,600	100.00%
03-5-40-57002	Asset Acq. - Treatment		0	0	0	5,817	0	221	0	0	0	6,038	
03-5-40-57006	Asset Acq. - Administration		0	0	0	0	0	0	0	0	0	0	
03-5-40-57007	Asset Acq. - Environmental Control		0	0	0	0	0	0	0	0	0	0	
03-5-40-57009	Plant Support (03-13105 Sari Line)	19,710	0	0	0	0	0	0	0	0	0	0	0.00%
<b>Debt &amp; Capital Outlay</b>		<b>2,943,380</b>	<b>0</b>	<b>0</b>	<b>2,923,669</b>	<b>5,817</b>	<b>0</b>	<b>221</b>	<b>0</b>	<b>0</b>	<b>0</b>	<b>2,929,707</b>	<b>99.54%</b>
<b>TOTAL SEWER EXPENSES</b>		<b>10,394,500</b>	<b>671,726</b>	<b>635,398</b>	<b>3,548,410</b>	<b>615,354</b>	<b>596,933</b>	<b>682,050</b>	<b>629,299</b>	<b>570,888</b>	<b>531,101</b>	<b>8,481,160</b>	<b>81.59%</b>

### FY 2011 - Recycled Expenses

ACCOUNT#	Description	BUDGET	July '10	Aug '10	Sept '10	Oct '10	Nov '10	Dec '10	Jan '11	Feb '11	Mar '11	Year to Date	Percentage YTD
04-5-06-50010	Labor-Recycled Water	81,500	5,462	6,208	6,208	6,208	6,208	10,863	6,208	6,208	37,580	91,151	111.84%
04-5-06-50012	Director Fees	0	0	0	0	0	0	0	0	0	0	0	
04-5-06-50013	Benefits-FICA	5,975	497	551	551	551	551	949	554	554	2,844	7,602	127.22%
04-5-06-50014	Benefits-Life Insurance	335	28	28	28	28	28	28	28	28	30	256	76.43%
04-5-06-50016	Benefits-Health & Def Comp	17,145	1,481	1,570	1,570	1,570	1,570	1,996	1,606	1,606	675	13,646	79.59%
04-5-06-50017	Benefits-Disability Insurance	1,030	100	108	108	108	108	144	116	116	475	1,383	134.27%
04-5-06-50019	Benefits-Workers Compensation	2,240	200	47	0	0	1,000	500	500	5	500	2,752	122.86%
04-5-06-50021	Benefits-PERS Employee	5,265	389	435	435	435	435	652	435	435	130	3,778	71.76%
04-5-06-50022	Benefits-PERS Employer	9,180	710	790	790	790	790	1,185	790	790	237	6,872	74.86%
04-5-06-50023	Benefits-Uniforms	280	0	0	0	0	0	0	0	0	0	0	0.00%
04-5-06-50024	Benefits-Vacation & Sick Pay	1,400	233	155	155	155	155	233	155	155	0	1,397	99.77%
04-5-06-50025	Benefits-Boots	150	0	0	0	0	0	0	0	0	0	0	0.00%
04-5-06-51003	R & M-Structures	8,500	0	0	400	0	1,048	38,978	(15,591)	0	0	24,835	292.17%
04-5-06-51020	R & M-Pipelines	0	0	0	46	0	0	0	0	0	0	46	
04-5-06-51021	R & M-Service Lines	0	0	0	0	0	0	0	0	0	0	0	
04-5-06-51022	R & M-Fire Hydrants	1,000	0	2,943	(2,957)	0	0	0	0	0	0	(14)	-1.35%
04-5-06-51030	R & M-Meters	250	0	0	0	0	0	0	0	0	0	0	0.00%
04-5-06-51140	General Supplies & Expenses	150	57	0	0	0	0	0	0	0	0	57	38.04%
04-5-06-51316	Imported Water Purchases	140,000	24,929	24,341	22,971	11,505	8,992	5,076	6,509	0	6,610	110,932	79.24%
04-5-06-54002	Dues & Subscriptions	1,500	0	0	0	0	0	0	733	0	0	733	48.84%
04-5-06-54005	Computer Expense	2,000	0	1,167	0	0	0	0	0	0	0	1,167	58.35%
04-5-06-54011	Printing & Publications	75	0	0	0	0	0	0	0	0	0	0	0.00%
04-5-06-54012	Education & Training	2,500	0	65	43	0	0	0	0	0	0	108	4.33%
04-5-06-54014	Public Relations	2,000	1,252	806	0	184	0	482	0	269	0	2,993	149.65%
04-5-06-54016	Travel Related Expenses	1,500	0	0	0	0	0	0	0	0	0	0	0.00%
04-5-06-54019	Licenses & Permits	0	0	0	0	0	0	0	1,984	0	0	1,984	
04-5-06-54020	Meeting Expenses	0	0	0	325	0	0	16	62	137	0	540	
04-5-06-54025	Telephone	600	55	55	55	55	58	55	52	55	0	441	73.45%
04-5-06-54010	Contractual Services	2,400	0	0	0	25	0	0	1,605	0	0	1,630	67.91%
04-5-06-54107	Legal	0	7,443	7,934	8,138	5,938	4,908	11,881	27,046	1,150	3,895	78,331	
04-5-06-54109	Professional Fees	10,000	0	0	0	0	0	0	0	0	0	0	0.00%
04-5-06-54110	Laboratory Services	0	0	0	0	0	0	0	30	0	0	30	
04-5-06-55500	Depreciation	114,300	9,525	9,525	9,525	9,525	9,525	9,525	9,525	9,525	9,525	85,725	75.00%
04-5-06-57030	Regulatory Compliance	0	0	0	0	0	0	0	0	0	0	0	
04-5-06-57040	Environmental Compliance	0	0	0	0	0	0	0	0	0	0	0	
04-5-06-57099	Prior Year Exp (YVA)	0	0	0	0	0	0	0	0	0	259,575	259,575	
	<b>TOTAL RECYCLED EXPENSES</b>	<b>411,275</b>	<b>52,360</b>	<b>56,728</b>	<b>48,391</b>	<b>37,077</b>	<b>35,375</b>	<b>82,561</b>	<b>42,347</b>	<b>21,034</b>	<b>322,076</b>	<b>697,949</b>	<b>169.70%</b>



**Date:** April 20, 2011 **Job:** P-65-106

**Prepared By:** Joseph Zoba, General Manager **G/L:** 14500.4  
 Brent Anton, Engineering Project Integrator

**Subject:** Consideration of Amendment No. 13 to Task Order No. 1 for Engineering Services Related to the Design and Construction of the Yucaipa Regional Brineline Extension and Non-Potable Water/Outfall Pipeline Project

**Recommendation:** That the Board approves Amendment No. 13 with Dudek for a not-to-exceed amount of \$46,764 for engineering related services.

At the regular meeting on August 15, 2007, the Board awarded a contract to Dudek to prepare a preliminary design report for the Phase II Non-Potable Water System and Regional Brineline for a sum not to exceed \$415,040 [DM 07-080]. Amendment No. 1 was approved by the Board on December 18, 2007 for an increase of \$34,920 to cover costs for additional work related to revised brineline alignments and demand nodes for non-potable water use [DM 07-123]. Amendment No. 2 was approved on May 20, 2008 to initiate the final design of the 24-inch Crow Street pipeline for an increase of \$79,920 [DM 08-038].

<b>Preliminary Design</b>	<b>Contract Changes</b>	<b>Contract Amount</b>	<b>Percentage Change from Original Bid Amount</b>	<b>Reference</b>
Original Bid Amount	\$415,040	\$415,040	--	DM 07-080
Amendment No. 1	\$34,920	\$449,960	8.4% increase	DM 07-123
Amendment No. 2	\$79,920	\$529,880	19% increase	DM 08-038

On October 15, 2008, the Board authorized the final design of the Phase II Non-Potable Water System and Regional Brineline for \$1,267,407 [DM 08-088]. The following contract amendments were issued after the authorization for final design to improve the construction schedule, overall constructability, and reduce the long-term maintenance costs of the capital improvement.

- Amendment No. 4 was approved on October 15, 2008 for an increase of \$37,539 to complete additional environmental documents associated with the project [DM 08-089].
- Amendment No. 5 was approved on July 1, 2009 for an increase of \$34,865 to cover the additional costs associated with the design of the non-potable waterline in Live Oak Canyon Road [DM 09-070].
- Amendment No. 6 was approved on July 15, 2009 for an increase of \$50,900 for environmental services necessary to proceed with the construction of the brineline [DM 09-079].
- Amendment No. 7 was approved on January 20, 2010 for an increase of \$57,848 to the contract for additional project services [DM 10-005].
- Amendment No. 8 was approved on February 3, 2010 for an increase of \$8,840 for costs to prepare and submit an application for a Section 1602 Streambed Alteration Agreement

to the California Department of Fish and Game in support of the proposed San Timoteo Creek outfall location at the Live Oak Canyon Road Bridge [DM 10-007].

- Amendment No. 9 was approved on February 3, 2010 to cover costs for a pilot study and sampling design to meet the management objectives provided in the Habitat Monitoring Program [DM 10-008].
- Amendment Nos. 10 and 11 were approved on June 2, 2010 for biological and noise monitoring services and engineering related services related to construction by Sukut Construction [DM 10-037, 038].
- Amendment No. 12 was approved on November 3, 2010 for survey related tasks, additional potholing to minimize unexpected construction change orders and sampling station improvements at the furthest western end of the pipeline where our facility discharges to the Santa Ana Regional Interceptor [DM 10-084].

On April 7, 2010, the Board awarded a contract to Sukut Construction, Inc. for the construction of Phase 1 and 2 of the Brineline Extension and the Non-Potable Water/Outfall Pipeline in San Timoteo Canyon [DM 10-020]. At this same meeting, a Construction Management contract was awarded to Krieger & Stewart to provide submittal review, inspection and contract administration services throughout the duration of the project [DM 10-022].

### Overview of Amendment No. 13

The District staff works closely with the design engineer to bring forward design changes that will improve the constructability of the pipeline, reduce construction change orders, or facilitate the acquisition of easements necessary for a proper alignment of the facility. This project is unique for the District since it extends outside of our service area into unincorporated Riverside County, as well as the cities of Redlands, Loma Linda and San Bernardino.

The proposed changes requested in the attached amendment are due primarily to additional easement and permitting activities with Caltrans, the City of Loma Linda, Loma Linda University, the Santa Ana Watershed Project Authority, San Bernardino County and the City of San Bernardino. This additional effort has resulted in additional costs in the amount of \$34,912.

Recently, the District staff learned of another public agency that operates a brineline in the region that needed to install manholes every 1,000 feet for improved access and maintenance of their brine disposal pipeline. This design enhancement seems reasonably important for the long-term maintenance of the facility and will require additional manholes along the Phase 3 alignment. While the additional design cost is relatively minor at \$2,556, the real cost will be the installation of the manholes which will ultimately be a component of the competitively bid construction contract for the brineline.

Finally, the District has been working diligently to resolve paving issues on the Phase 1 and Phase 2 facilities currently under construction. Since the brineline is within so many other jurisdictions, the District does not have a firm knowledge base on the paving that exists along the alignment of the pipeline. By conducting additional pavement analyses along the proposed Phase 3 alignment, the District would be able to better inform construction contractors of the site conditions they should expect during the construction of the pipeline. This will result in more competitive bids and a reduction in the risk of change orders during the construction of the project. The additional engineering cost is \$8,696.

The total requested amount for Amendment No. 13 is \$46,764.

Below is a summary of the changes previously approved for the final design phase of this project as well as the proposed modification to the design contract.

<b>Final Design</b>	<b>Contract Changes</b>	<b>Contract Amount</b>	<b>Percentage Change from Original Contract Amount</b>	<b>Reference</b>
Amendment No. 3	\$1,267,407	\$1,267,407	- -	DM 08-088
Amendment No. 4	\$37,539	\$1,304,946	2.96% increase	DM 08-089
Amendment No. 5	\$34,865	\$1,339,811	5.71% increase	DM 09-070
Amendment No. 6	\$50,900	\$1,390,711	9.73% increase	DM 09-079
Amendment No. 7	\$57,848	\$1,448,559	14.29% increase	DM 10-005
Amendment No. 8	\$8,840	\$1,457,399	14.99% increase	DM 10-007
Amendment No. 9	\$4,950	\$1,462,349	15.38% increase	DM 10-008
Amendment No. 10	\$35,800	\$1,498,149	18.21% increase	DM 10-037
Amendment No. 11	\$49,760	\$1,547,909	22.13% increase	DM 10-038
Amendment No. 12	\$24,278	\$1,572,187	24.05% increase	DM 10-084
Amendment No. 13	\$46,764	\$1,618,951	27.74% increase	DM 11-032

Financial Considerations:

The costs associated with this project will be funded by the US EPA, Bureau of Reclamation and a low interest State Revolving Fund loan.



Yucaipa Valley Water District

INDEPENDENT CONSULTANT'S TASK ORDER  
ISSUED TO DUDEK

**Amendment No. 13 to Task Order No. 1**

**Project Title:** Phase II Non-Potable Water System & Regional Brineline

**YVWD Project Number:** P-65-106 – Phase II Recycled Water System

<b>Task Order Authorization</b>	August 15, 2007	Director Memorandum No. 07-080
<b>Amendment No. 1</b>	December 18, 2007	Director Memorandum No. 07-123
<b>Amendment No. 2</b>	May 20, 2008	Director Memorandum No. 08-038
<b>Amendment No. 3</b>	October 15, 2008	Director Memorandum No. 08-088
<b>Amendment No. 4</b>	October 15, 2008	Director Memorandum No. 08-089
<b>Amendment No. 5</b>	July 1, 2009	Director Memorandum No. 09-070
<b>Amendment No. 6</b>	July 15, 2009	Director Memorandum No. 09-079
<b>Amendment No. 7</b>	January 20, 2010	Director Memorandum No. 10-005
<b>Amendment No. 8</b>	February 3, 2010	Director Memorandum No. 10-007
<b>Amendment No. 9</b>	February 3, 2010	Director Memorandum No. 10-008
<b>Amendment No. 10</b>	June 2, 2010	Director Memorandum No. 10-037
<b>Amendment No. 11</b>	June 2, 2010	Director Memorandum No. 10-038
<b>Amendment No. 12</b>	November 3, 2010	Director Memorandum No. 10-084
<b>Amendment No. 13</b>	April 20, 2011	Director Memorandum No. 11-032

**Consultant Name:** Dudek  
**Contact:** Mr. Mike Metts, Manager, Engineering Division  
**Address:** 605 Third Street  
 Encinitas, California 92024  
**Telephone:** (760) 942-0366  
**Fax:** (760) 942-4508  
**E-mail:** mmetts@dudek.com  
**Fed. Tax ID #:** 95-3873865

SUMMARY OF CONTRACT CHANGES:

Description	Amount	Reference
Original Contract Amount:	\$415,040	Director Memorandum No. 07-080
Amount of Amendment No. 1:	\$34,920	Director Memorandum No. 07-123
Amount of Amendment No. 2:	\$79,920	Director Memorandum No. 08-038
Amount of Amendment No. 3:	\$1,267,407	Director Memorandum No. 08-088
Amount of Amendment No. 4:	\$37,539	Director Memorandum No. 08-089
Amount of Amendment No. 5:	\$34,865	Director Memorandum No. 09-070
Amount of Amendment No. 6:	\$50,900	Director Memorandum No. 09-079
Amount of Amendment No. 7:	\$57,848	Director Memorandum No. 10-005
Amount of Amendment No. 8:	\$8,840	Director Memorandum No. 10-007
Amount of Amendment No. 9:	\$4,950	Director Memorandum No. 10-008
Amount of Amendment No. 10:	\$35,800	Director Memorandum No. 10-037
Amount of Amendment No. 11::	\$49,760	Director Memorandum No. 10-038
Amount of Amendment No. 12:	\$24,278	Director Memorandum No. 10-084
Amount of Amendment No. 13:	\$46,764	Director Memorandum No. 11-032
Total Revised Contract Amount:	\$2,148,831	

This AMENDMENT to the original TASK ORDER is issued pursuant to that certain Agreement for Services by Independent Consultant between the YUCAIPA VALLEY WATER DISTRICT ("OWNER") and DUDEK AND ASSOCIATES, INC. (CONSULTANT") dated August 15, 2007 (the "AGREEMENT"). The OWNER and CONSULTANT have entered into this AMENDMENT for the purpose of amending and revising the ORIGINAL TASK ORDER and/or prior amendments (if applicable) as specifically set forth herein below, and except as specifically provided herein, the AGREEMENT, ORIGINAL TASK ORDER and AMENDMENTS shall remain in full force and effect as originally stated.

1. Revision to Tasks to be Performed & Compensation. CONSULTANT shall provide all labor, materials and equipment to perform the following task (check one):

Engineering Services Related to Phase 3 Design

2. Time of Performance. CONSULTANT shall complete performance of services described above by June 2011.

IN WITNESS WHEREOF, the parties have executed this Task Order on the date indicated below.

Yucaipa Valley Water District	Dudek
By: _____	By: _____
Dated: <u>April 20, 2011</u>	Dated: _____
Name: <u>Jay Bogh, Board President</u>	Name: _____



CORPORATE OFFICE  
605 THIRD STREET  
ENCINITAS, CALIFORNIA 92024  
T 760.942.5147 T 800.450.1818 F 760.632.0164

April 7, 2011

5744-03

Joseph Zoba, General Manager  
General Manager  
Yucaipa Valley Water District  
12270 Second Street  
Yucaipa, CA 92270

**Subject:** *Yucaipa Valley Regional Brineline Extension  
Phase 3 Additional Services*

Dear Mr. Zoba:

The final plans and specifications for Phase 3 of the above-referenced project are nearing completion. Currently, remaining design efforts are focused on the varied requirements of the jurisdictional and permitting agencies with whom we are required to coordinate. The permitting effort for this portion of the project has been subject to a variety of agency-specific decision-making processes. We continue to coordinate with these agencies and District staff to facilitate permit, easement and licensure acquisition for the project.

#### *Permitting, Easement & Licensure Services*

---

As we discussed in our last meeting, the original project budget included approximately 360 hours of permitting time for Phase 1, 2 and 3 of the Regional Brineline Extension project. This estimate of total hours was projected at the project's inception in 2008. Permitting, easement and licensure efforts have been extensive throughout Phases 1 and 2, and are continuing to be complicated under Phase 3. Permitting, easement and licensure effort has exceeded the 2008 estimate, and we appreciate your willingness to consider additional authorization for these extended permitting, easement and licensure efforts for Phase 3. The following discussions outline the larger efforts for which the additional authorization have been or will be used.

1. **Caltrans:** Caltrans review was complicated by a change in Caltrans personnel during the review process. This change required resubmittal of documents (two resubmittals to date), and an extended effort with regard to corrosion potential, related to a required steel casing pipe. Caltrans requirements resulted in involvement of a corrosion engineer, development of a corrosion evaluation, and preparation of various letters of response to Caltrans providing opinion of corrosion impacts for the project. In addition, Caltrans has requested site-specific soil corrosivity analysis. The District contracted directly with the project geotechnical engineer (CHJ) for additional field investigation and soil testing. Dudek provided extended field coordination and coordination with Caltrans in presenting and resolving the various Caltrans permitting requirements.
2. **City of Loma Linda:** Loma Linda requested inclusion of fiber optic conduits for the Loma Linda Connected Community project. Definition and incorporation of the City's needs required

www.DUDEK.COM

Mr. Joseph Zoba, General Manager  
Yucaipa Valley Regional Brineline Extension – Phase 3 Additional Services

April 7, 2011  
Page 2

several meetings with City staff and development of new details on the plans to facilitate installation of the City-supplied ducts. Additional efforts have included coordination and incorporation of installation requirements, payment procedures, and constructability considerations into the bid documents.

3. **Loma Linda University:** Initial discussions with Loma Linda University identified properties and easement needs within those properties. We have conducted extensive coordination with the University regarding unavailable information, resulting in additional surveying and legal document preparation. During preparation of easements along Loma Linda University property, it was discovered that the parcel immediately east of Anderson Street Bridge, though reported to be university property, is actually owned by the City of Loma Linda. Further permitting coordination was required to solicit, negotiate, and secure easements from the City.
4. **Santa Ana Watershed Project Authority:** Initial discussions with SAWPA staff identified the facilities required for connection, metering and sampling of flows into the Santa Ana Regional Interceptor (SARI). Subsequent review changed the required facilities necessitating revisions to the design. Dudek has continued to coordinate permit issues with SAWPA to finalize needed project details. Additional coordination was also required with San Bernardino Flood Control District relative to the SAWPA permitting process. In addition, SAWPA requested an additional review submittal from San Bernardino Valley Municipal Water District.
5. **San Bernardino County:** Both District and Dudek staff has been coordinating with San Bernardino County staff for many months to resolve permitting and license agreement issues for the pipeline segment along Hunts Lane, north of Hospitality Lane. Alignment revisions were requested to avoid encroachment on adjacent property and to facilitate access to the parking lot during construction. Several meeting have been held with San Bernardino County staff to educate them on the construction process and gain consensus on needed permitting issues. As a result, design revisions have been included to facilitate the county's needs, including extension of the jack and bore construction within the parking lot entrance, facilitating alternate parking locations, identifying and negotiating alternate construction laydown area with the Flood Control District, among other efforts. Revisions have been required to easement plat & legal documents, as well. Final efforts are underway with the County. The District has completed the appraisal of the easement property and submitted its request letter. We are continuing to coordinate with County staff to get the final documentation completed for subsequent Board approval.

These additional requirements, as well as numerous smaller items, were not foreseeable at project inception. We continue to facilitate permitting, easement and licensure issues on behalf of the District, and appreciate your consideration of considering addition authorization to accommodate these extended service efforts.

#### *Additional Project Service Items*

---

During discussion of this extended service request, District staff requested two specific project additional service items, including:

1. **Revision of the Phase 3 plans to incorporate additional access manholes at a spacing of 1,000 linear feet.** It is anticipated that the lower slope and increased diameter of the Phase 3 portion

Mr. Joseph Zoba, General Manager  
Yucaipa Valley Regional Brineline Extension – Phase 3 Additional Services

April 7, 2011  
Page 3

of the project may necessitate more access to the brineline facility for cleaning and inspection. Incorporation of the additional manholes will facilitate these effort in the future.

2. **Gathering of additional field data relative to asphalt roadway thicknesses.** Increased asphalt thicknesses were experienced in Phases 1 and 2 of the project, resulting in construction challenges. The design team approached the Cities of Loma Linda and San Bernardino to ascertain the thickness of the impacted roadways. No information was available. To facilitate the collection of this data, Dudek has coordinated with G&F Concrete Cutting to collect two-inch core samples from the roadways, at approximately 50-foot distances along the impacted roadways. A total of 40 core samples will be taken, at a cost of \$6,700. Dudek will have a few additional hours to coordinate and incorporate the developed information into the construction documents.

### *Summary*

---

The attached spreadsheet summarizes our efforts for the tasks described above. The total cost of services completed or to be completed is \$46,764. The majority of this request includes the permitting, easement and licensure efforts discussed above. The cost also includes subconsultant costs for asphalt core sampling.

It is our intent that this submittal provides sufficient information for you to authorize payment for the services described above. We look forward to completing Phase 3 of the project and getting this phase out to bid in minimum duration. If you have any questions or concerns regarding the project, please do not hesitate to contact me at 760-479-4111, or by email at [mmetts@dudek.com](mailto:mmetts@dudek.com).

Respectfully Submitted,

**DUDEK**



D. Michael Metts, PE  
Project Director

Attachments: Fee Estimate

cc: Brent Anton (YVWD)  
Tom Falk (Dudek)

**YUCAIPA VALLEY WATER DISTRICT  
PHASE 3 YUCAIPA VALLEY REGIONAL BRINELINE EXTENSION PROJECT  
PROPOSAL FOR ENGINEERING SERVICES  
LABOR / FEE PROPOSAL**

**DUDEK**  
April 2011

**DIRECT LABOR HOURS**

ELEMENT / TASK DESCRIPTION	Staff Assignment:						Total Hours	SUBCON FEE	TOTAL
	PD \$ 198	PM \$ 180	SE \$ 145	Sr. CADD \$ 120	CADD \$ 110	CL/WP \$ 80			
<b>ELEMENT I: ADDITIONAL SERVICES</b>									
Task I.1 - Extended Permit Acquisition Services	24	48	96	16	40	16	240		\$34,912
Task I.2 - Brineline Design Modification (Access Manhole Spacing)	2		8	1	8		19		\$2,556
Task I.3 - Pavement Core Sampling	2		8		4		14	\$6,700	\$8,696
Subtotal Element I:	28	48	112	17	52	16	273	\$6,700	\$46,164
<b>OTHER DIRECT COSTS</b>									
Printing & Reproduction									\$100
Mail & Delivery Services									\$0
Local Travel Services									\$500
								Subtotal ODCs:	\$600
<b>TOTAL LABOR PROPOSAL</b>	<b>28</b>	<b>48</b>	<b>112</b>	<b>17</b>	<b>52</b>	<b>16</b>	<b>273</b>	<b>\$6,700</b>	<b>\$46,764</b>

**NOTES:**

- Task 1.1 relates to additional time required to meet with & address multiple jurisdictional agency requirements for additional permitting-related design (does not include permit application or license fees)
- Task 1.2 relates to request by District to change access manhole spacing to 1000-foot intervals on Phase 3 project.
- Task 1.3 relates to District request for asphalt core samples along alignment & incorporation into plans and specifications, to avoid pavement removal change orders during construction.



**Date:** April 20, 2011 **Job:** Not Applicable  
**Prepared By:** Joseph Zoba, General Manager **G/L:** Not Applicable  
**Subject:** Approval of Financial Assistance Application Material for the State Water Resources Control Board Division of Financial Assistance for Recycled Water Improvements and Salinity Management Facilities  
**Recommendation:** That the Board approves Resolutions 08-2011, 09-2011 and 10-2011 as presented.

---

The District staff is in the process of completing the financial application materials with the State Water Resources Control Board for the construction of the recycled water improvements and salinity management facilities. The purpose of these improvements are to comply with the stringent basin plan objectives set by the Regional Water Quality Control Board for total dissolved solids in the Yucaipa, San Timoteo and Beaumont Management Zones.

The attached resolutions have been prepared in a manner consistent with the requirements of the funding application.

The following resolutions are attached for your consideration:

- |                        |  |
|------------------------|--|
| Resolution No. 08-2011 | A Resolution of the Board of Directors of the Yucaipa Valley Water District Authorizing the Filing of an Application for a California State Revolving Fund Loan for the Regional Brineline Extension |
| Resolution No. 09-2011 | A Resolution of the Board of Directors of the Yucaipa Valley Water District Dedicating a Source of Revenue for Repayment of the Regional Brineline Extension State Revolving Fund Loan               |
| Resolution No. 10-2011 | A Resolution of the Board of Directors of the Yucaipa Valley Water District Establishing Reimbursement from the State Revolving Fund Program   |

The low-interest loan anticipated to be received from the State of California will be used together with bond proceeds from Proposition 50 and Title XVI funds from the Bureau of Reclamation.

**RESOLUTION NO. 08-2011**

**A RESOLUTION OF THE BOARD OF DIRECTORS OF THE  
YUCAIPA VALLEY WATER DISTRICT AUTHORIZING THE FILING OF AN APPLICATION  
FOR A CALIFORNIA STATE REVOLVING FUND LOAN FOR  
RECYCLED WATER IMPROVEMENTS AND SALINITY MANAGEMENT FACILITIES**

WHEREAS, the Yucaipa Valley Water District is prepared to initiate the design and construction of salinity management facilities and recycled water system improvements necessary to meet basin plan objectives set by the Regional Water Quality Control Board for the Yucaipa Management Zone, San Timoteo Management Zone and the Beaumont Management Zone; and

WHEREAS, the District is prepared to pursue a State Revolving Fund loan from the State Water Resources Control Board for the design and construction of these necessary facilities.

NOW, THEREFORE, THE BOARD OF DIRECTORS OF THE YUCAIPA VALLEY WATER DISTRICT HEREBY FINDS, DETERMINES, RESOLVES AND ORDERS AS FOLLOWS:

1. The General Manager, Joseph B. Zoba, and/or his designee is hereby authorized and directed to sign and file, for and on behalf of the Yucaipa Valley Water District, a Financial Assistance Application for a loan/grant from the State Water Resources Control Board for an amount not to exceed \$7,600,000 for the design and construction of various recycled water and salinity management facilities.
2. The District hereby agrees and further does authorize the aforementioned representative or his designee to certify that the District has and will comply with all applicable state and federal statutory and regulatory requirements related to any financing or financial assistance received from the State Water Resources Control Board; and
3. The General Manager, Joseph B. Zoba, or his designee of the Yucaipa Valley Water District is hereby authorized to negotiate and execute a financial assistance agreement from the State Water Resources Control Board and any amendments or change orders thereto and certify financing agreement disbursements on behalf of the District.

PASSED, APPROVED and ADOPTED this 20<sup>th</sup> day of April 2011.

YUCAIPA VALLEY WATER DISTRICT

\_\_\_\_\_  
Jay Bogh, President Board of Directors

ATTEST:

\_\_\_\_\_  
Joseph B. Zoba, General Manager

**RESOLUTION NO. 09-2011**

**A RESOLUTION OF THE BOARD OF DIRECTORS OF THE  
YUCAIPA VALLEY WATER DISTRICT DEDICATING A SOURCE OF REVENUE  
FOR REPAYMENT OF RECYCLED WATER FACILITIES AND SALINITY MANAGEMENT  
RELATED TO A STATE REVOLVING FUND LOAN**

WHEREAS, the Yucaipa Valley Water District is prepared to initiate the design and construction of salinity management facilities and recycled water system improvements; and

WHEREAS, the District has filed application material for a State Revolving Fund loan from the State Water Resources Control Board for the construction of the recycled water and salinity management facilities.

NOW, THEREFORE, THE BOARD OF DIRECTORS OF THE YUCAIPA VALLEY WATER DISTRICT HEREBY FINDS, DETERMINES, RESOLVES AND ORDERS AS FOLLOWS:

4. The District hereby dedicates revenues from the wastewater system after the payment of operation and maintenance costs of the wastewater system to the repayment of any and all Clean Water State Revolving Fund and/or Water Recycling Funding Program financing the salinity management project and associated recycled water facilities, Project No. C-06-4188-110.
5. This dedicated source of revenue shall remain in effect throughout the term of such financing unless modification or change of such dedication is approved in writing by the State Water Resources Control Board.

PASSED, APPROVED and ADOPTED this 20<sup>th</sup> day of April 2011.

YUCAIPA VALLEY WATER DISTRICT

---

Jay Bogh, President Board of Directors

ATTEST:

---

Joseph B. Zoba, General Manager

**RESOLUTION NO. 10-2011****A RESOLUTION OF THE BOARD OF DIRECTORS OF THE  
YUCAIPA VALLEY WATER DISTRICT ESTABLISHING REIMBURSEMENT  
FROM THE STATE REVOLVING FUND PROGRAM**

WHEREAS, the Yucaipa Valley Water District (the "District") desires to finance the costs of constructing and/or reconstructing certain public facilities and improvements relating to its water and wastewater system, including certain treatment facilities, pipelines and other infrastructure (the "Project"); and

WHEREAS, the District intends to finance the construction and/or reconstruction of the Project or portions of the Project with moneys ("Project Funds") provided by the State of California, acting by and through the State Water Resources Control Board (State Water Board); and

WHEREAS, the State Water Board may fund the Project Funds with proceeds from the sale of obligations the interest upon which is excluded from gross income for federal income tax purposes (the "Obligations"), and

WHEREAS, prior to either the issuance of the Obligations or the approval by the State Water Board of the Project Funds the District desires to incur certain capital expenditures (the "Expenditures") with respect to the Project from available moneys of the District; and

WHEREAS, the District has determined that those moneys to be advanced on and after the date hereof to pay the Expenditures are available only for a temporary period and it is necessary to reimburse the District for the Expenditures from the proceeds of the Obligations.

NOW, THEREFORE, THE BOARD OF DIRECTORS OF THE YUCAIPA VALLEY WATER DISTRICT HEREBY FINDS, DETERMINES, RESOLVES AND ORDERS AS FOLLOWS:

1. The District hereby states its intention and reasonably expects to reimburse expenditures paid prior to the issuance of the Obligations or the approval by the State Water Board of the Project Funds.
2. The reasonably expected maximum principal amount of the Project Funds is \$7,600,000.
3. Each District expenditure will be of a type properly chargeable to a capital account under general federal income tax principles.
4. To the best of our knowledge, this District is not aware of the previous adoption of official intents by the District that have been made as a matter of course for the purpose of reimbursing expenditures and for which tax-exempt obligations have not been issued.
5. This resolution is adopted as official intent of the District in order to comply with Treasury Regulation §1.150-2 and any other regulations of the Internal Revenue Service relating to the qualification for reimbursement of Project costs.
6. All the recitals in this Resolution are true and correct and this District so finds, determines and represents.

PASSED, APPROVED and ADOPTED this 20<sup>th</sup> day of April 2011.

YUCAIPA VALLEY WATER DISTRICT

---

Jay Bogh, President Board of Directors

ATTEST:

---

Joseph B. Zoba, General Manager

# DIRECTOR COMMENTS

# ANNOUNCEMENTS