



# Yucaipa Valley Water District

12770 Second Street, Yucaipa, California 92399 Phone: (909) 797-5117

---

## **Notice and Agenda of a Regular Meeting of the Board of Directors** Wednesday, June 15, 2011 at 6:00 p.m.

---

- I. CALL TO ORDER - Pledge of Allegiance
- II. ROLL CALL
- III. PUBLIC COMMENTS - At this time, members of the public may address the Board of Directors on matters within its jurisdiction. To provide comments on specific agenda items, please complete a speaker's request form and provide the completed form to the Board Secretary prior to the board meeting.
- IV. CONSENT CALENDAR - All matters listed under the Consent Calendar are considered by the Board of Directors to be routine and will be enacted in one motion. There will be no discussion of these items prior to the time the board considers the motion unless members of the board, the administrative staff, or the public request specific items to be discussed and/or removed from the Consent Calendar. The General Manager recommends approval of the following:
  - A. Minutes of Meetings
    - 1. Regular Board Meeting - June 1, 2011
    - 2. Board Workshop - June 7, 2011
  - B. Payment of Bills
    - 1. Approve/Ratify Invoices of Board Awarded Contracts
    - 2. Approve General Expenses for May 2011
- V. BOARD REPORTS
  - A. Yucaipa Valley Water District Board Workshop - June 7, 2011
  - B. Reports by Board Members
- VI. STAFF REPORT
- VII. DISCUSSION ITEMS
  - A. Public Hearing - Adoption of the 2010 Urban Water Management Plan

[\[Director Memorandum No. 11-051 - Page 22 of 132\]](#)

**RECOMMENDED ACTION:** That the Board adopts Resolution No. 11-2011 adopting the 2010 Urban Water Management Plan for the Yucaipa Valley Water District.

---

Any person with a disability who requires accommodation in order to participate in this meeting should telephone Chelsie Fogus at (909) 797-5118 at least 48 hours prior to the meeting in order to make a request for a disability-related modification or accommodation.

Materials related to an item on this agenda submitted to the Board of Directors after distribution of the board meeting packet are available for public inspection during normal business hours at the District office located at 12770 Second Street, Yucaipa. Meeting material may also be available on the District's website at [www.yvwd.dst.ca.us](http://www.yvwd.dst.ca.us)

- B. Public Hearing - Adoption of the 2010 Regional Urban Water Management Plan  
[\[Director Memorandum No. 11-052 - Page 28 of 132\]](#)  
RECOMMENDED ACTION: That the Board adopts Resolution No. 12-2011 adopting the 2010 Regional Urban Water Management Plan for Water Retailers in the Service Area of the San Bernardino Valley Municipal Water District.
- C. Presentation of the Unaudited Financial Report for May 2011  
[\[Director Memorandum No. 11-053 - Page 34 of 132\]](#)  
RECOMMENDED ACTION: That the Board receives and files the unaudited financial report as presented.
- D. Operating Budget and Capital Improvement Plan for Fiscal Year 2012  
[\[Director Memorandum No. 11-054 - Page 62 of 132\]](#)  
RECOMMENDED ACTION: That the Board adopts the Fiscal Year 2012 Operating Budget and Capital Improvement Plan.
- E. Claim for Damages Related to a Residential Water Leak  
[\[Director Memorandum No. 11-055 - Page 65 of 132\]](#)  
RECOMMENDED ACTION: That the Board denies the claim from Marianne Hamilton for \$200.
- F. Purchase of Insurance from the Rural Special District Insurance Services  
[\[Director Memorandum No. 11-056 - Page 68 of 132\]](#)  
RECOMMENDED ACTION: That the Board authorizes the General Manager to secure property liability, and automobile insurance coverage and equipment breakdown coverage from the Rural Special District Insurance Services for a sum not to exceed 223,770.
- G. Authorization to Purchase a 1.25 ton Utility Truck- Service Truck for the Public Works Department  
[\[Director Memorandum No. 11-057 - Page 107 of 132\]](#)  
RECOMMENDED ACTION: That the Board authorizes the purchase of a 2011 Ford F450 diesel utility truck - service truck from Rancho Ford for a sum not to exceed \$44,981.23.
- H. Authorization to Complete Permitting and Encroachment Issues Related to the Yucaipa Valley Regional Brineline - Phase 3  
[\[Director Memorandum No. 11-058 - Page 113 of 132\]](#)  
RECOMMENDED ACTION: That the Board authorizes Brent Anton to execute permits, encroachment documents, easements, license agreements and related documents on behalf of the Yucaipa Valley Water District.
- I. Authorization to Distribute a Notification of Rate Adjustment Pursuant to Proposition 218  
[\[Director Memorandum No. 11-059 - Page 115 of 132\]](#)  
RECOMMENDED ACTION: That the Board authorizes the distribution of a rate adjustment notice and directs District staff to set a time and date for the public hearing pursuant to Proposition 218.
- J. Adoption of Resolution No. 13-2011 Changing the Boundaries of District Divisions  
[\[Director Memorandum No. 11-060 - Page 124 of 132\]](#)  
RECOMMENDED ACTION: That the Board adopts Resolution No. 13-2011 as presented.



VIII. DIRECTORS COMMENTS

IX. CLOSED SESSION

- A. Conference with Labor Negotiator (Government Code 54957.6)  
District Negotiator: Joseph Zoba, General Manager  
Employee Organization: IBEW Local Union 14356 - YVWD Employees Association
- B. Conference with Labor Negotiator (Government Code 54957.6)  
District Negotiator: Joseph Zoba, General Manager  
Employee Organization: Supervisor Bargaining Unit
- C. Conference with Labor Negotiator (Government Code 54957.6)  
District Negotiator: Joseph Zoba, General Manager  
Employee Organization: Confidential Employee Bargaining Unit
- D. Conference with Labor Negotiator (Government Code 54957.6)  
District Negotiator: Joseph Zoba, General Manager  
Employee Organization: Exempt Employee Bargaining Unit
- E. Conference with Labor Negotiator (Government Code 54957.6)  
Unrepresented Employee: Joseph Zoba, General Manager

X. ANNOUNCEMENTS

- A. June 20, 2011- Association of San Bernardino County Special District Meeting
- B. June 28, 2011 at 4:00 p.m. - Board Workshop
- C. July 6, 2011 at 6:00 p.m. - Regular Board Meeting
- D. July 12, 2011 at 4:00 p.m. - Board Workshop
- E. July 13, 2011 - East Valley Association of Realtors - Santa Ana Sucker Presentation
- F. July 20, 2011 at 6:0 p.m. - Regular Board Meeting
- G. July 26, 2011 at 4:00 p.m. - Board Workshop
- H. August 3, 2011 at 6:00 p.m. - Regular Board Meeting

XI. ADJOURNMENT

# CONSENT CALENDAR

# MINUTES OF A REGULAR BOARD MEETING

June 1, 2011

Directors Present:

Jay Bogh, President  
Bruce Granlund, Vice President  
Ian Cuthbertson, Director  
Hank Wochholz, Director

Staff Present:

Joseph Zoba, General Manager  
Jack Nelson, Assistant General Manager  
Brent Anton, Engineering Integrator  
Jennifer Ares, Resource Sustainability Mgr.  
Chelsie Fogus, Engineering Tech. I

Directors Absent:

Lonni Granlund, Director

Consulting Staff Present:

David Wysocki, Aklufi & Wysocki

Others Present:

Bill Brown, News Mirror

The regular meeting of the Board of Directors of the Yucaipa Valley Water District was called to order by Director Jay Bogh at 6:00 p.m. on Wednesday, June 1, 2010, at the General Office Building, 12770 Second Street, Yucaipa, California.

CALL TO ORDER

Director Jay Bogh led the pledge of allegiance.

FLAG SALUTE

The roll was called. All Directors were present except for Director Lonni Granlund.

ROLL CALL

There were no requests to speak from the audience.

PUBLIC COMMENTS

Director Hank Wochholz moved to approve the consent calendar and Director Ian Cuthbertson seconded a motion that carried unanimously to approve the consent calendar.

CONSENT CALENDAR  
MOTION NO. 1

Consent Calendar:

- A. Minutes of Meetings
  - 1. Regular Board Meeting - May 18, 2011
  - 2. Board Workshop - May 24, 2011
  - 3. Board Workshop - May 25, 2011

BOARD REPORTS:

Director Bruce Granlund reported on the San Bernardino Valley Municipal Water District Advisory Commission on Water Policy on May 19, 2011.

SAN BERNARDINO VALLEY  
MUNICIPAL WATER  
DISTRICT ADVISORY  
COMMISSION

Director Hank Wochholz reported on items discussed at the workshop on May 24, 2011.

WORKSHOP

Director Hank Wochholz reported on items discussed at the workshop on May 25, 2011.

WORKSHOP

None

OTHER BOARD REPORTS

General Manager Zoba reported on the following items:

STAFF REPORT

- Availability of the District's Urban Water Management Plan;
- Availability of the San Bernardino Valley Municipal Water District's Regional Urban Water Management Plan; and
- The preliminary delineation of the revised boundaries for elected officials.

There were no questions from the members of the Board.

DISCUSSION ITEMS:

Resource Sustainability Manager Ares provided an overview of Director Memorandum 11-048 - Recognition of the Yucaipa High School Students and Science Teachers for their Participation in the 2011 Solar Cup Challenge. After brief words of recognition by Public Works Supervisor Cansler and Resource Sustainability Manager Ares, Director Ian Cuthbertson moved, and Director Hank Wochholz seconded a motion that carried by a 4-0 vote with Director Lonni Granlund absent, to recognize the outstanding achievement of the students and teachers involved in the 2011 Solar Cup Challenge as presented.

DM 11-048  
RECOGNITION OF THE  
YUCAIPA HIGH SCHOOL  
STUDENTS AND SCIENCE  
TEACHERS FOR THEIR  
PARTICIPATION IN THE  
2011 SOLAR CUP  
CHALLENGE  
MOTION NO. 2

General Manager Zoba provided an overview of Director Memorandum 11-049 - Pre-Development Agreement for the Construction of Off-Site Water and Sewer Infrastructure Related to the Cherry Valley Plaza Shopping Center (Parcel Map No. 35691). There being no questions, Director Bruce Granlund moved and Director Hank Wochholz seconded a motion that carried by a 4-0 vote with Director Lonni Granlund absent, to authorize the execution of Agreement No. 02-2011 related to the Cherry Valley Plaza Shopping Center as presented.

DM 11-049  
PRE-DEVELOPMENT  
AGREEMENT FOR THE  
CONSTRUCTION OF OFF-  
SITE WATER AND SEWER  
INFRASTRUCTURE  
RELATED TO THE CHERRY  
VALLEY PLAZA SHOPPING  
CENTER  
MOTION NO. 3

General Manager Zoba provided an overview of Director Memorandum 11-036 - Participation in the 2011 Cooperative Groundwater Recharge Program with the San Bernardino Valley Municipal Water District. There being no questions, Director Hank Wochholz moved and Director Ian Cuthbertson seconded a motion that carried by a 4-0 vote with Director Lonni Granlund absent, to authorize District staff to request 2,500 acre feet of imported water as a partner in the 2011 Cooperative Groundwater

DM 11-050  
PARTICIPATION IN THE  
COOPERATIVE  
GROUNDWATER  
RECHARGE PROGRAM  
WITH THE SAN  
BERNARDINO VALLEY

Recharge Program for a sum not to exceed \$187,500 as presented.

MUNICIPAL WATER  
DISTRICT  
MOTION NO. 4

None

DIRECTOR COMMENTS

General Manager Zoba read the announcements listed on the agenda.

ANNOUNCEMENTS

There being no further business, the meeting was adjourned at 6:24 p.m.

ADJOURNMENT

Respectfully submitted,

\_\_\_\_\_  
Joseph B. Zoba, Secretary

(Seal)

# MINUTES OF A BOARD WORKSHOP

June 7, 2011 at 4:00 P.M.

## Directors Present:

Bruce Granlund, Vice President  
Ian Cuthbertson, Director  
Lonni Granlund, Director  
Hank Wochholz, Director

## Staff Present:

Joseph Zoba, General Manager  
Jack Nelson, Assistant General Manager  
Brent Anton, Engineering Project Integrator  
Jennifer Ares, Resource Sustainability Mgr  
Vicky Elisalda, Controller  
John Wrobel, Public Works Superintendent  
Linda Kilday, Engineering Technician IV

## Directors Absent:

Jay Bogh, President

## Consulting Staff Present:

David Wysocki, Aklufi & Wysocki

## Others Present:

Bill Brown, News Mirror  
Oscar Pinero  
Ted Haring, San Gorgonio Pass Water Agency  
Lynn Orphan, HDR  
Dick Siegmund

The items listed below were presented for discussion. No decisions were reached.

- I. Call to Order - 4:00 p.m.
- II. Public Comments - None
- III. Assistant General Manager Nelson and Oscar Pinero provided an overview of the property insurance proposal from Rural Special District Insurance Services. This item was taken out of order from the original agenda.
- IV. Staff Comments - The following staff comments were provided at the board workshop:
  - General Manager Zoba discussed the proposed revisions to the Proposition 218 hearing notice.
- V. Presentations
  - A. General Manager Zoba provided a presentation on the proposed division boundary changes.
  - B. Resource Sustainability Manager Ares provided an overview of the Urban Water Management Plan for the Yucaipa Valley Water District and the Regional Urban Water Management Plan for the San Bernardino Valley Municipal Water District.
- VI. Capital Improvement Projects
  - A. Engineering Project Integrator Anton provided a status report on the construction of the Yucaipa Valley Regional Brineline, paving issues and utility easement acquisitions.

- B. Engineering Project Integrator Anton provided a status report on the construction of drinking water pipelines in Second Street, Yucaipa.
- VII. Administrative Issues
  - A. General Manager Zoba provided an overview of the draft Fiscal Year 2012 Operating Budget and Capital Improvement Program.
  - B. Controller Elisalda provided an overview of the Unaudited Financial Report for May 2011
  - C. Public Works Superintendent Wrobel provided an overview of the propose purchase of a 1.25 ton service truck for the Public Works Department.
- VIII. Directors Comments - There were no comments by directors.
- IX. Closed Session - None
- X. Adjournment

Respectfully submitted,

---

Joseph B. Zoba, Secretary

(SEAL)

Board Awarded Contracts  
Consent Calendar Regular Meeting - June 15, 2011

District Awarded Contracts	Director Memorandum	Job or GL No.	Job Cost Breakdown	Awarded Contract Amount	Prior Payments to Date	Pending Invoice Amount	Total Contract Payments	Remaining Contract Amount	Percent Remaining	Encumbered Funds - Remaining Contract Amount					
										General Operating Expenses	Water Division Funds	Sewer Division Funds	Non-Potable Division Funds	Other Funds	
Aklufi & Wysocki - FY 2011 Legal Services	--	*-5-06-54107	--	--	\$115,303	\$7,739	\$123,042								
Barber-Webb Company															
Repair the equalization basin liner at WRWRF	10-075	88-8479	\$23,227	\$27,305	\$10,056	\$7,180	\$17,236	\$10,069	37%	\$10,069					
CO#1 - Repair the equalization basin liner at WRWRF	10-095		\$4,078												
DDB Engineering															
Prep of the Discharge Permit Appl for WRWRF	10-070	03-5-06-54109		\$44,300	\$15,135	\$815	\$15,950	\$28,350	64%	\$28,350					
Delta Partners \$90,000 per year - Legislative Consult (exp 12/13) W/S	09-007	*-5-06-54109	--	\$90,000	\$30,000	\$7,500	\$37,500	\$52,500	58%	\$52,500					
Dudek & Associates															
Recycle Water Phase II - Non-Potable & Brineline Project - Design	07-080	65-178	\$415,040	\$2,148,831	\$1,934,946	\$0	\$1,934,946	\$213,885	10%				\$213,885		
TO#1, Amendment #1 (EPA)	07-123		\$34,920												
TO#1, Amendment #2	08-038		\$79,920												
TO#1, Amendment #3	08-088		\$1,267,407												
TO#1, Amendment #4	08-089		\$37,539												
TO#1, Amendment #5	09-070		\$34,865												
TO#1, Amendment #6	09-079		\$50,900												
TO#1, Amendment #7	10-005		\$57,848												
TO#1, Amendment #8	10-007		\$8,840												
TO#1, Amendment #9	10-008		\$4,950												
TO#1, Amendment #10	10-037		\$35,800												
TO#1, Amendment #11	10-038	03-7387	\$49,760												
TO#1, Amendment #12	10-084		\$24,278												
TO#1, Amendment #13	11-032		\$46,764												
TO#2, Environmental requirements for SCRAM project	10-064	88-5399		\$3,750	\$3,720	\$0	\$3,720	\$30	1%	\$30					
Environmental Studies associated with YVRWSRP (PROP 50) (Received \$40,000 from STWMA-PC1 )	05-145	65-1130	\$32,235	\$32,235	\$223,038	\$2,962	\$226,000	(\$193,765)	-601%	(\$193,765)					
Environmental Services for the BCV Non-Potable Water Ext.	11-018	04-9435		\$53,454	\$1,035	\$7,120	\$8,155	\$45,299	85%				\$45,299		
Review & Update local pretreatment limits	09-105	03-5-06-54109		\$30,700	\$24,438	\$0	\$24,438	\$6,263	20%	\$6,263					
H.W. Hunter, Inc.															
Purchase 2 4X4 Dump Trucks	11-025	02-5-40-57003		\$104,000	\$102,663	\$0	\$102,663	\$1,337	1%	\$1,337					
Krieger & Stewart															
TO#5, Design R-13.4 and H-2 Reservoirs for JP Ranch	05-083	65-180	\$47,400	\$79,000	\$50,471	\$0	\$50,471	\$28,529	36%					\$28,529	
60% R-13.4 and 40% H-2	05-083	65-179	\$31,600												
Construction Mgmt Svcs for Non-Potable/Outfall	10-022	04-7386		\$979,100	\$189,256	\$13,148	\$202,404	(\$28,446)	-3%			(\$28,446)			
Construction Mgmt Svcs for Brineline		03-7387			\$711,882	\$83,477	\$795,359								
Phase 3 Plan Review		03-7388			\$8,253	\$1,530	\$9,783								
National Coating & Lining Co.															
Rehab of the Lift Station 4 Wet Well & upstream Manholes	11-028	03-507-51244		\$27,100	\$27,100	\$0	\$0	\$27,100	100%	\$27,100					
One Stop Landscape Supply - FY 2011 Sludge Hauling & Reuse	--	03-5-02-57031	--	--	\$237,384	\$21,269	\$258,653								
Platinum Advisors															

Board Awarded Contracts  
Consent Calendar Regular Meeting - June 15, 2011

District Awarded Contracts	Director Memorandum	Job or GL No.	Job Cost Breakdown	Awarded Contract Amount	Prior Payments to Date	Pending Invoice Amount	Total Contract Payments	Remaining Contract Amount	Percent Remaining	Encumbered Funds - Remaining Contract Amount					
										General Operating Expenses	Water Division Funds	Sewer Division Funds	Non-Potable Division Funds	Other Funds	
FY 2011 Lobbyist N-T-E per month	09-008	02-5-06-54109	--	--	\$55,000	\$5,000	\$60,000								
FY 2011 Quarterly Filing & Misc. Expenses		02-5-06-54109	--	--	\$250	\$125	\$375								
Pro-Craft Construction, Inc. Installation of 30" Water Conveyance Pipeline	11-014	02-5916		\$949,742	\$112,685	\$167,446	\$280,131	\$669,611	71%		\$669,611				
RMC Water & Environment TO#10 SRF Assistance	05-125	03-506-54109	\$90,258	\$90,258	\$74,972	\$3,335	\$78,306	\$11,952	13%	\$11,952					
TO#24, Project Mgmt Serv related to Recycled Water & Brineline Brineline Phase 1 & 2	10-031	03-7387	\$90,000	\$60,000	\$48,449	\$9,089	\$57,538	\$2,462	4%			\$2,462			
Non-Potable/Outfall		04-7386	\$30,000	\$30,000	\$24,451	\$3,989	\$28,440	\$1,560	5%				\$1,560		
Separation Processes, Inc. TO#11, Study of Low Pressure Rev Osmosis Membranes at WRWRF	09-018	88-3971 (exp)	\$150,852	\$150,852	\$148,526	\$0	\$148,526	\$2,326	2%	\$2,326					
TO#12, Design Services for Salinity Concentrate Reductions	09-085	88-5399(exp)		\$144,940	\$124,567	\$0	\$124,567	\$20,373	14%	\$20,373					
TO#13, Prelim Eng Analysis of Wochholz Improved Salinity Effluent	09-086	88-5396 (exp)	\$32,500	\$160,632	\$110,612	\$0	\$110,612	\$50,020	31%	\$50,020					
TO#13, Amendment #1 CAD Design for WISE project	10-050		\$78,132												
TO#13, Amendment #2 CAD Design for WISE project	11-046		\$50,000												
Sukut Construction, Inc. (Phase 1&2 and C) Construction of the Brineline - 1&2 (\$5,722,295.00)	10-020	03-14500	\$6,956,567	\$6,996,867	\$4,699,595	\$346,625	\$5,046,220	\$911,532	13%			\$911,532			
Non-Potable Outfall - C (\$1,234,272.00)		04-14500			\$1,008,393	\$30,722	\$1,039,115								
CO#1 - 1&2 (\$40,300.42)	10-089		\$40,300												
TBU, Inc. 12" Recycled Water Pipeline in 7th Street	11-029	04-14500		\$34,655	\$31,190	\$3,465	\$34,655	\$0	0%					\$0	
Vavrinek, Trine, Day & Company (VTD) FY 2010 Auditing Services (add \$6205 for Single Audit)	08-079	*-5-06-54108	\$30,450	\$33,450	\$33,450	\$0	\$33,450	\$0	0%	\$0					
Additional Single Audit	10-068	*-5-06-54108	\$3,000												
Warren Duncan Construction Removal of Storage Tank Equip at WRWRF	11-030	03-5-02-51003		\$34,000	\$0	\$0	\$0	\$34,000	100%	\$34,000					
Wildermuth Environmental Inc. Monitoring & documenting the District's max benefit commitments	10-060	65-1138		\$10,634	\$4,632	\$3,528	\$8,160	\$2,474	23%	\$2,474					
Prelim Assessment for TDS & Nitrogen in San Timeoteo Mgmt Zone	10-061	03-5-06-54109		\$12,180	\$12,180	\$0	\$12,180	\$0	0%	\$0					
Antidegradation Analysis for the Beaumont Mgmt Zone Amendment #1	10-077 11-045	03-5-06-54109	\$12,000 \$5,500	\$17,500	\$12,870	\$3,887	\$16,757	\$743	4%	\$743					
<b>GRAND TOTALS</b>				<b>\$12,345,485</b>	<b>\$10,186,500</b>	<b>\$729,950</b>	<b>\$10,916,450</b>	<b>\$1,898,205</b>	--		<b>\$53,772</b>	<b>\$669,611</b>	<b>\$885,549</b>	<b>\$260,744</b>	<b>\$28,529</b>
											<b>\$53,772</b>		<b>\$1,815,904</b>		<b>\$28,529</b>

Approval of General Expenses May 2011 (Check Register Attached)

## Check Register - May 2011

<u>Check Date</u>	<u>Check Number</u>	<u>Name</u>	<u>Check Amount</u>
05/02/2011	12212	Fedex	41.84
05/02/2011	12213	Kelly Services, Inc.	587.00
05/02/2011	12214	Leroy's Landscape Services	5,700.00
05/02/2011	12215	North Fork Water Company	489.71
05/02/2011	12216	The Gas Company	168.98
05/02/2011	12217	VOID CHECK	0.00
05/02/2011	12218	BofA Credit Card	278.16
05/02/2011	12219	Brenntag Pacific, Inc	16,807.42
05/02/2011	12220	Donald L. Broad	220.00
05/02/2011	12221	Calolympic Glove & Safety Co.,	70.86
05/02/2011	12222	Cemex Inc. USA	657.94
05/02/2011	12223	Center Electric	2,829.33
05/02/2011	12224	Evergreen Oil, Inc.	735.50
05/02/2011	12225	George & Vaughn's Inc.	398.13
05/02/2011	12226	Hach Company	281.79
05/02/2011	12227	Harper & Associates Eng., Inc.	1,990.00
05/02/2011	12228	House Of Quality, Parts Plus	975.59
05/02/2011	12229	Inland Water Works Supply Co.	551.72
05/02/2011	12230	Innerline Engineering	2,500.00
05/02/2011	12231	James John Brothers	4,536.50
05/02/2011	12232	JR Freeman Co. Inc.	477.68
05/02/2011	12233	KV'S Paint & Decorating Center	244.42
05/02/2011	12234	Merit Oil Company	2,527.79
05/02/2011	12235	NetVersant	3,463.40
05/02/2011	12236	Oily's Automotive Service & Re	122.85
05/02/2011	12237	Safeguard Business Systems Inc	1,368.08
05/02/2011	12238	Univar USA Inc.	769.95
05/02/2011	12239	HD Supply Facilities Maintenan	952.47
05/02/2011	12240	Frances Webster	196.63
05/02/2011	12241	Verizon	1,553.17
05/06/2011	12242	PAYROLL CHECK	2,734.07
05/06/2011	12243	PAYROLL CHECK	756.30
05/06/2011	12244	CA-PERS 457 Deferred Comp	13,952.45
05/06/2011	12245	CA-Franchise Tax Board	50.00
05/06/2011	12246	Public Employees' Retirement S	25,252.77
05/06/2011	12247	Hong Nelson	125.00
05/06/2011	12248	Katherine Kostelecky	500.00
05/06/2011	12249	United Student Aid Funds, Inc.	168.43
05/06/2011	12250	IBEW Local 1436	322.00
05/06/2011	12251	San Gorgonio Pass Water Agency	247.20
05/06/2011	12252	TURNER, WENDEL	30.62
05/06/2011	12253	WILDWOOD MHP	3,215.95
05/06/2011	12254	COLITA, LISA	19.09
05/06/2011	12255	CORR, DENISE	38.43
05/06/2011	12256	CA-OCP HEALTH SERVICES	80.00
05/06/2011	12257	California Water Environment A	132.00
05/06/2011	12258	Timothy M. Mackamul	398.00
05/06/2011	12259	Pacificare of CA Health Ins.,	39,697.41
05/06/2011	12260	Standard Insurance Company	2,263.28
05/06/2011	12261	Western Dental Services, Inc.	340.66
05/06/2011	12262	Anthem Blue Cross L and H	352.80
05/06/2011	12263	Standard Insurance Company	2,827.68
05/06/2011	12264	Standard Insurance Vision Plan	459.40
05/06/2011	12265	MetLife Small Business Center	159.71
05/09/2011	12266	CA-OCP HEALTH SERVICES	175.00

## Check Register - May 2011

<u>Check Date</u>	<u>Check Number</u>	<u>Name</u>	<u>Check Amount</u>
05/09/2011	12267	Abate Technologies Intl, Inc.	1,500.00
05/09/2011	12268	ADS, LLC	2,634.00
05/09/2011	12269	Ralph C. Casas	63.00
05/09/2011	12270	American Messaging Services, L	21.78
05/09/2011	12271	Ameripride Uniform Services	909.74
05/09/2011	12272	CA-ARB/PERP	620.00
05/09/2011	12273	Calimesa Chamber Of Commerce	90.00
05/09/2011	12274	Central Communications	220.95
05/09/2011	12275	Crider Public Relations, Inc.	1,498.75
05/09/2011	12276	Crown Ace Hardware - Yucaipa	322.39
05/09/2011	12277	First American Data Tree, LLC	54.65
05/09/2011	12278	Fedex	22.86
05/09/2011	12279	First American Corelogic, Inc.	300.00
05/09/2011	12280	G&G Environmental Compliance,I	2,252.50
05/09/2011	12281	InfoSend, Inc.	5,062.52
05/09/2011	12282	Jean's Flower Basket	45.62
05/09/2011	12283	Konica Minolta Business Soluti	349.73
05/09/2011	12284	Krieger & Stewart	28,653.24
05/09/2011	12285	Pro-Pipe & Supply, Inc.	28.15
05/09/2011	12286	SCCI, Inc.	350.00
05/09/2011	12287	Sims Welding & Supply Co., Inc	173.30
05/09/2011	12288	VOID CHECK	0.00
05/09/2011	12289	The Counseling Team Internatio	420.00
05/09/2011	12290	The Gas Company	177.90
05/09/2011	12291	Underground Service Alert Of S	145.50
05/09/2011	12292	George F. Siddle	114.50
05/09/2011	12293	Verizon	1,272.49
05/09/2011	12294	Agriserve Pest Control	370.00
05/09/2011	12295	Air & Hose Source, Inc.	1,775.20
05/09/2011	12296	Atlas Copco Compressors, LLC	8,266.00
05/09/2011	12297	Bernell Hydraulics, Inc.	1,003.13
05/09/2011	12298	Center Electric	1,712.57
05/09/2011	12299	DC Frost Associates, Inc.	2,922.34
05/09/2011	12300	Dinosaur Tire Inc.	187.36
05/09/2011	12301	Edward S Babcock & Sons, Inc.	3,015.00
05/09/2011	12302	Fastenal Company	312.64
05/09/2011	12303	Gallade Chemical	1,074.45
05/09/2011	12304	Gierlich-Mitchell Inc	3,170.98
05/09/2011	12305	Hach Company	847.06
05/09/2011	12306	Harper & Associates Eng., Inc.	1,700.00
05/09/2011	12307	Inland Water Works Supply Co.	11,073.73
05/09/2011	12308	Innerline Engineering	2,500.00
05/09/2011	12309	Merit Oil Company	3,603.37
05/09/2011	12310	Nagem, Inc.	1,200.00
05/09/2011	12311	NCL Of Wisconsin Inc	43.17
05/09/2011	12312	NetComp Technologies, Inc.	1,935.00
05/09/2011	12313	Oily's Automotive Service & Re	12.18
05/09/2011	12314	Polydyne Inc.	2,626.31
05/09/2011	12315	Power Plus International	89.92
05/09/2011	12316	Q Versa, LLC	14,891.91
05/09/2011	12317	Red Alert Special Couriers	1,260.89
05/09/2011	12318	Roquet Paving Inc	7,098.81
05/09/2011	12319	Siemens Industry, Inc.	1,991.59
05/09/2011	12320	Test America Laboratories, Inc	1,484.00
05/09/2011	12321	Gerald L. Gregory	150.00

## Check Register - May 2011

<u>Check Date</u>	<u>Check Number</u>	<u>Name</u>	<u>Check Amount</u>
05/09/2011	12322	Tucker Appraisal Service Corp.	4,500.00
05/09/2011	12323	HD Supply Facilities Maintenanc	211.36
05/09/2011	12324	Association of San Bernardino	81.00
05/09/2011	12325	VOID CHECK	0.00
05/09/2011	12326	Linda Kilday	333.56
05/09/2011	12327	Jennifer Ares	201.36
05/09/2011	12328	CA-EDD	2,147.87
05/16/2011	12329	Aklufi & Wysocki	7,670.00
05/16/2011	12330	Citizens Business Bank	9,419.00
05/16/2011	12331	Delta Partners, LLC	7,500.00
05/16/2011	12332	Dudek & Associates, Inc	1,035.00
05/16/2011	12333	Krieger & Stewart	73,508.37
05/16/2011	12334	One Stop Landscape Supply Inc	23,150.00
05/16/2011	12335	Platinum Advisors, LLC	5,000.00
05/16/2011	12336	Pro-Craft Construction., Inc.	84,767.00
05/16/2011	12337	Separation Processes, Inc.	11,755.00
05/16/2011	12338	Sukut Construction, Inc.	317,904.52
05/16/2011	12339	T.B.U., Inc.	31,189.50
05/16/2011	12340	Union Bank Of California	35,322.72
05/16/2011	12341	Wildermuth Environmental	5,645.16
05/16/2011	12342	Sukut Construction, Inc.	25,412.40
05/16/2011	12343	Union Bank Of California	2,823.60
05/16/2011	12344	CA-OCP HEALTH SERVICES	70.00
05/16/2011	12345	State Water Resources Control	680.00
05/16/2011	12346	Matthew Hendrickson	50.00
05/16/2011	12347	Ameripride Uniform Services	288.88
05/16/2011	12348	AT&T Mobility	1,270.82
05/16/2011	12349	Coverall North America, Inc.	1,021.00
05/16/2011	12350	Fedex	39.28
05/16/2011	12351	Incode Division-Tyler Technolo	350.00
05/16/2011	12352	Kelly Services, Inc.	587.00
05/16/2011	12353	NetComp Technologies, Inc.	7,300.81
05/16/2011	12354	California Newspaper Partnersh	66.00
05/16/2011	12355	Soboba Band of Luiseno Indians	7,811.38
05/16/2011	12356	Verizon	158.60
05/16/2011	12357	Yucaipa Disposal, Inc.	1,247.43
05/16/2011	12358	Air & Hose Source, Inc.	333.11
05/16/2011	12359	All American Asphalt	5,200.00
05/16/2011	12360	John F. Baker Jr.	2,250.00
05/16/2011	12361	Bioscience Inc.	12,155.47
05/16/2011	12362	Brenntag Pacific, Inc	16,190.42
05/16/2011	12363	Calolympic Glove & Safety Co.,	214.17
05/16/2011	12364	Cemex Inc. USA	1,042.25
05/16/2011	12365	CINTAS First Aid & Safety	320.84
05/16/2011	12366	David Sunden	3,051.09
05/16/2011	12367	Evergreen Oil, Inc.	35.00
05/16/2011	12368	Fisher Scientific Co.	431.52
05/16/2011	12369	VOID CHECK	0.00
05/16/2011	12370	George & Vaughn's Inc.	288.13
05/16/2011	12371	George T Hall Co Inc	398.63
05/16/2011	12372	Alan L. Grubel Automotive Inc.	1,142.18
05/16/2011	12373	Hach Company	202.01
05/16/2011	12374	Hillwig-Goodrow, LLC	8,280.00
05/16/2011	12375	Inland Water Works Supply Co.	6,244.43
05/16/2011	12376	Innerline Engineering	1,250.00

## Check Register - May 2011

<u>Check Date</u>	<u>Check Number</u>	<u>Name</u>	<u>Check Amount</u>
05/16/2011	12377	James John Brothers	29,542.20
05/16/2011	12378	Johnson Power Systems	608.75
05/16/2011	12379	JR Freeman Co. Inc.	768.33
05/16/2011	12380	Matich Corp	2,060.86
05/16/2011	12381	Merit Oil Company	2,194.40
05/16/2011	12382	Nagem, Inc.	981.47
05/16/2011	12383	Oily's Automotive Service & Re	263.00
05/16/2011	12384	P & R Paper Supply Co., Inc.	237.76
05/16/2011	12385	Heritage Holdings	105.49
05/16/2011	12386	Radioshack Corp.	70.43
05/16/2011	12387	Red Alert Special Couriers	69.97
05/16/2011	12388	Rosemount Analytical, Inc.	349.65
05/16/2011	12389	Smart & Final Stores, LLC	445.85
05/16/2011	12390	Sukut Construction, Inc.	1,200.00
05/16/2011	12391	T.B.U., Inc.	7,774.80
05/16/2011	12392	UPS Store#1504/ Mail Boxes Etc	370.38
05/16/2011	12393	Westech Engineering	2,325.37
05/16/2011	12394	YVWD-Petty Cash	62.74
05/16/2011	12395-12401	VOID CHECKS- printer problem	0.00
05/20/2011	12402	PAYROLL CHECK	1,925.10
05/20/2011	12403	CA-PERS 457 Deferred Comp	10,817.60
05/20/2011	12404	Public Employees' Retirement S	25,145.72
05/20/2011	12405	Hong Nelson	125.00
05/20/2011	12406	Katherine Kostelecky	500.00
05/20/2011	12407	United Student Aid Funds, Inc.	168.43
05/20/2011	12408	Water Specialist Consultants	315.00
05/20/2011	12409	G&G Environmental Compliance,I	1,922.36
05/20/2011	12410	WILDWOOD CALVARY CHA	1,427.81
05/20/2011	12411	TORDESILLAS, VICTOR	307.57
05/23/2011	12412	Atkinson, Andelson, Loya, Ruud	1,989.19
05/23/2011	12413	Ralph C. Casas	49.00
05/23/2011	12414	Ameripride Uniform Services	599.00
05/23/2011	12415	Fedex	79.44
05/23/2011	12416	Incode Division-Tyler Technolo	17,010.00
05/23/2011	12417	InfoSend, Inc.	3,389.49
05/23/2011	12418	Inland Counties Insurance Serv	550.00
05/23/2011	12419	Kelly Services, Inc.	587.00
05/23/2011	12420	Separation Processes, Inc.	7,392.72
05/23/2011	12421	Atlas Copco Compressors, LLC	8,146.00
05/23/2011	12422	BofA Credit Card	91.56
05/23/2011	12423	Cemex Inc. USA	1,393.33
05/23/2011	12424	Center Electric	529.04
05/23/2011	12425	Clean Harbors Environmental Sv	470.61
05/23/2011	12426	Cobb's Printing, LLC	491.55
05/23/2011	12427	Victor James Valenti	3,799.00
05/23/2011	12428	CraneVeyor Corp.	1,023.25
05/23/2011	12429	DC Frost Associates, Inc.	1,965.39
05/23/2011	12430	Fastenal Company	76.91
05/23/2011	12431	Grainger	62.98
05/23/2011	12432	Hach Company	317.36
05/23/2011	12433	Inland Water Works Supply Co.	3,367.45
05/23/2011	12434	JR Freeman Co. Inc.	187.88
05/23/2011	12435	MBC Applied Environmental Scie	1,200.00
05/23/2011	12436	McMaster-Carr Supply Co.	628.42
05/23/2011	12437	Merit Oil Company	2,857.67

## Check Register - May 2011

<u>Check Date</u>	<u>Check Number</u>	<u>Name</u>	<u>Check Amount</u>
05/23/2011	12438	Nalco Company	5,212.43
05/23/2011	12439	NetComp Technologies, Inc.	3,330.00
05/23/2011	12440	R & R Anderson Trucking	2,436.58
05/23/2011	12441	Red Alert Special Couriers	1,179.97
05/23/2011	12442	RFI	315.00
05/23/2011	12443	Siemens Industry, Inc.	2,119.21
05/23/2011	12444	Test America Laboratories, Inc	230.00
05/23/2011	12445	American Family Life Assurance	2,891.21
05/23/2011	12446	YVWD-Petty Cash	94.45
05/23/2011	12447	Gregory N. Godwin	150.00
05/23/2011	12448	US Healthworks Medical Group,	161.18
05/23/2011	12449	Cypress Insurance Company	18,062.00
05/25/2011	12450	PAIRIS, RUDY	6,463.00
05/25/2011	12451	VAN GUILDER, KIM	15.98
05/31/2011	12452	AWWA CA-NV (Rancho Cucamonga)	75.00
05/31/2011	12453	State Water Resources Control	95.00
05/31/2011	12454	CWEA-TCP (OAKPORT ST.)	1,110.00
05/31/2011	12455	ADS, LLC	2,634.00
05/31/2011	12456	VOIC CHECK	0.00
05/31/2011	12457	Ameripride Uniform Services	443.58
05/31/2011	12458	Barlie Group LLC	729.81
05/31/2011	12459	Kelly Services, Inc.	587.00
05/31/2011	12460	Kenny Rice	1,705.04
05/31/2011	12461	SCCI, Inc.	350.00
05/31/2011	12462	SCE Rosemead	142,456.94
05/31/2011	12463	Verizon	637.49
05/31/2011	12464	All American Sewer Tools	268.81
05/31/2011	12465	Brenntag Pacific, Inc	12,772.88
05/31/2011	12466	Center Electric	679.04
05/31/2011	12467	CHJ Incorporated	6,222.00
05/31/2011	12468	Custom Metal Fabrication	635.00
05/31/2011	12469	Dickson	1,863.00
05/31/2011	12470	Evergreen Oil, Inc.	6,622.00
05/31/2011	12471	George & Vaughn's Inc.	751.26
05/31/2011	12472	Goldak Inc	125.17
05/31/2011	12473	Alan L. Grubel Automotive Inc.	151.17
05/31/2011	12474	James John Brothers	2,159.75
05/31/2011	12475	JR Freeman Co. Inc.	233.12
05/31/2011	12476	MCR Technologies, Inc.	5,221.42
05/31/2011	12477	Merit Oil Company	2,201.85
05/31/2011	12478	Nagem, Inc.	187.50
05/31/2011	12479	Oily's Automotive Service & Re	123.50
05/31/2011	12480	Pro-Pipe & Supply, Inc.	542.85
05/31/2011	12481	Southern California Edison	3,500.00
05/31/2011	12482	Schaner's WasteWater Prod., In	2,410.65
05/31/2011	12483	HD Supply Facilities Maintenanc	110.62
05/31/2011	12484	Frances Webster	196.63
05/31/2011	12485	Polydyne Inc.	2,626.31
05/31/2011	12486	Ron McCall	155.00
05/31/2011	12487	American Messaging Services, L	536.89
05/31/2011	12488	BofA Credit Card	1,105.79
05/31/2011	12489	BofA Credit Card	486.62

<b>May 2011 Check Register Total</b>	<b>1,394,678.19</b>
--------------------------------------	---------------------

# BOARD REPORTS



# Yucaipa Valley Water District

## **Notice and Agenda of a Board Workshop** Tuesday, June 7, 2011 at 4:00 p.m.

---

MEETING LOCATION: District Administration Building  
12770 Second Street, Yucaipa

MEMBERS OF THE BOARD: Director Ian Cuthbertson, Division 1  
Director Bruce Granlund, Division 2  
Director Jay Bogh, Division 3  
Director Lonni Granlund, Division 4  
Director Hank Wochholz, Division 5

---

- I. Call to Order
- II. Public Comments: At this time, members of the public may address the Board of Directors on matters within its jurisdiction; however, no action or significant discussion may take place on any item not on the agenda. To provide comments on specific agenda items, please complete a speaker's request form and provide that form to the Board Secretary prior to the commencement of the Board meeting.
- III. Staff Comments
- IV. Presentations
  - A. Proposed Division Boundary Changes for Elected Officials of the Yucaipa Valley Water District [[Workshop Memorandum No. 11-079 - Page 3 of 89](#)]
  - B. Overview of the Urban Water Management Plan for the Yucaipa Valley Water District and the Regional Urban Water Management Plan for the San Bernardino Valley Municipal Water District [[Workshop Memorandum No. 11-080 - Page 7 of 89](#)]
- V. Capital Improvement Projects
  - A. Status Report on the Construction of the Yucaipa Valley Regional Brineline [[Workshop Memorandum No. 11-081 - Page 8 of 89](#)]
  - B. Status Report on the Construction of Drinking Water Pipelines in Second Street, Yucaipa [[Workshop Memorandum No. 11-082 - Page 11 of 89](#)]

---

Any person with a disability who requires accommodation in order to participate in this meeting should telephone Chelsie Fogus at (909) 797-5118, at least 48 hours prior to the meeting in order to make a request for a disability-related modification or accommodation.

Materials related to an item on this agenda submitted to the Board of Directors after distribution of the workshop packet are available for public inspection during normal business hours at the District office located at 12770 Second Street, Yucaipa. Meeting material may also be available on the District's website at [www.yvwd.dst.ca.us](http://www.yvwd.dst.ca.us)

## VI. Administrative Issues

- A. Overview of the Draft Operating Budget and Capital Improvement Program for Fiscal Year 2012 [[Workshop Memorandum No. 11-083 - Page 13 of 89](#)]
- B. Unaudited Financial Report for May 2011 [[Workshop Memorandum No. 11-084 - Page 16 of 89](#)]
- C. Property Insurance from Rural Special District Insurance Services [[Workshop Memorandum No. 11-085 - Page 45 of 89](#)]
- D. Purchase of a 1.25 ton Utility Service Truck for the Public Works Department [[Workshop Memorandum No. 11-086 - Page 84 of 89](#)]

## VII. Director Comments

## VIII. Closed Session

- A. Conference with Labor Negotiator (Government Code 54957.6)  
District Negotiator: Joseph Zoba, General Manager  
Employee Organization: IBEW Local Union 14356 - YVWD Employees Association
- B. Conference with Labor Negotiator (Government Code 54957.6)  
District Negotiator: Joseph Zoba, General Manager  
Employee Organization: Supervisor Bargaining Unit
- C. Conference with Labor Negotiator (Government Code 54957.6)  
District Negotiator: Joseph Zoba, General Manager  
Employee Organization: Confidential Employee Bargaining Unit
- D. Conference with Labor Negotiator (Government Code 54957.6)  
District Negotiator: Joseph Zoba, General Manager  
Employee Organization: Exempt Employee Bargaining Unit
- E. Conference with Labor Negotiator (Government Code 54957.6)  
Unrepresented Employee: Joseph Zoba, General Manager

## IX. Adjournment

# STAFF REPORT

# DISCUSSION ITEMS



**Date:** June 15, 2011 **Job:** Not Applicable  
**Prepared By:** Jennifer Ares, Resource Sustainability Manager **G/L:** Not Applicable  
**Subject:** Public Hearing - Adoption of the 2010 Urban Water Management Plan  
**Recommendation:** That the Board adopts Resolution No. 11-2011 adopting the 2010 Urban Water Management Plan for the Yucaipa Valley Water District.

---

An Urban Water Management Plan (UWMP) is prepared by a water purveyor to ensure the appropriate level of reliability in water service is sufficient to meet the needs of its various categories of customers over a 20-year planning horizon during normal, dry, and multiple dry years.

The California Urban Water Management Planning Act (California Water Code, Division 6, Part 2.6: Urban Water Management Planning, Sections 10610 to 10656 is attached as Appendix A) is based upon the following declarations as set forth by the California Legislature:

- (1) The waters of the state are limited and renewable resource subject to ever-increasing demands.
- (2) The conservation and efficient use of urban water supplies are of statewide concern; however, the planning for that use and the implementation of those plans can best be accomplished at the local level.
- (3) A long-term, reliable supply of water is essential to protect the productivity of California's businesses and economic climate.
- (4) As part of its long-range planning activities, every urban water supplier should make every effort to ensure the appropriate level of reliability in its water service is sufficient to meet the needs of its various categories of customers during normal, dry and multiple dry water years.
- (5) Public health issues have been raised over a number of contaminants that have been identified in certain local and imported water sources.
- (6) Implementing effective water management strategies, including groundwater storage projects and recycled water projects, may require specific water quality and salinity targets for meeting groundwater basins water quality objectives and promoting beneficial use of recycled water.
- (7) Water quality regulations are becoming an increasingly important factor in water agencies' selection of raw water sources, treatment alternatives, and modifications to existing treatment facilities.
- (8) Changes in drinking water quality standards may also impact the usefulness of water supplies and may ultimately impact supply reliability.
- (9) The quality of source supplies can have a significant impact on water management strategies and supply reliability.

In addition, the Water Conservation Bill of 2009 requires urban water suppliers to report baseline daily per capita water use, urban water use target, interim urban water use target, and compliance daily per capita water use. Changes to California law require that, beginning in

2016, water suppliers comply with water conservation requirements established by the Water Conservation Bill of 2009 in order to be eligible for State water grants and loans.

The Yucaipa Valley Water District's 2010 Urban Water Management Plan has been prepared in compliance with the requirements of the California Urban Water Management Planning Act and the Water Conservation Bill of 2009. This plan describes and evaluates the Yucaipa Valley Water District's water supply sources, the efficient uses of that water supply, demand management measures with an implementation strategy and schedule, and other relevant information and programs.

The 2010 Urban Water Management Plan is organized as follows:

- **Section 1 - Preparation of the 2010 Urban Water Management Plan** - This section describes the coordination between various agencies, as well as the adoption, submittal and implementation of the Plan.
- **Section 2 - Overview of the Yucaipa Valley Water District** - This section describes the service area and the population of the District.
- **Section 3 - Water System Demands** - This section provides baselines and targets for the District and water demand projections.
- **Section 4 - Water Sources and Supplies** - This section includes a description of water sources, groundwater, imported water, recycled water and water transfer opportunities
- **Section 5 - Water Supply Reliability Planning and Water Shortage Contingency Plan** - This section describes the steps the District has taken to provide a long-term, robust and reliable water supply for our customers.
- **Section 6 - Water Demand Management Measures** - This section provides a comprehensive description of the water conservation programs that are currently implemented and those that are planned to be implemented.
- **Section 7 - Climate Change** - This section provides information about potential climate change impacts on water supplies.

This Plan will be used as an important planning tool for our local cities and counties. Updates to the Plan will be completed periodically to ensure the plan appropriately reflects the policies and practices of the District.

Copies of the Plan are available on the District's website at [www.yvwd.dst.ca.us](http://www.yvwd.dst.ca.us).

**RESOLUTION NO. 11-2011****A RESOLUTION OF THE BOARD OF DIRECTORS  
OF YUCAIPA VALLEY WATER DISTRICT ADOPTING THE  
2010 URBAN WATER MANAGEMENT PLAN**

WHEREAS, The California Urban Water Management Planning Act, Water Code Section 10610 et. seq. (the Act), mandates that every urban supplier of water providing water for municipal purposes to more than 3,000 customers or supplying more than 3,000 acre feet of water annually, prepare an Urban Water Management Plan (Plan); and

WHEREAS, the Act requires that said Plan be updated and adopted at least once every five years on or before December 31, in years ending in five and zero; and

WHEREAS, Yucaipa Valley Water District is an urban water supplier for purposes of the Act; and

WHEREAS, pursuant to the Water Conservation Act of 2009, also referred to as SBX7-7 (Water Code section 10608 et seq.) and SB 1478 (amending Water Code section 10608.26), the time for urban retail water suppliers and urban wholesale water suppliers to adopt their 2010 Plans was extended to July 1, 2011; and

WHEREAS, under SBX7-7, an “urban retail water supplier” is defined as a water supplier that directly provides potable municipal water to more than 3,000 end users or that supplies more than 3,000 acre-feet of potable water annually at retail for municipal purposes, and an “urban wholesale water supplier” is defined as a water supplier that provides more than 3,000 acre-feet of water annually at wholesale for potable municipal purposes; and

WHEREAS, for purposes of its 2010 Plan, Yucaipa Valley Water District meets the definition of an urban retail water supplier; and

WHEREAS, the 2010 Yucaipa Valley Water District Urban Water Management Plan has been prepared at the direction of Yucaipa Valley Water District (hereafter “DISTRICT”); and

WHEREAS, Yucaipa Valley Water District has prepared the Urban Water Management Plan applicable to Yucaipa Valley Water District in accordance with the Act and SBX7-7 and, in accordance with applicable legal requirements, has undertaken certain coordination, notice, public involvement, public comment, and other procedures in relation to the 2010 Yucaipa Valley Water District Urban Water Management Plan; and

WHEREAS, as authorized by Water Code section 10620(e), the District have prepared the 2010 Yucaipa Valley Water District Urban Water Management Plan with staff from the DISTRICT, and in cooperation with other governmental agencies, and has utilized and relied upon industry standards and the expertise of industry professionals in preparing the 2010 Yucaipa Valley Water District Urban Water Management Plan, and has also utilized the California Department of Water Resources Guidebook to Assist Urban Water Suppliers to Prepare a 2010 Urban Water Management Plan (March 2011) and the California Department of Water Resources Methodologies for Calculating Baseline and Compliance Urban Per Capita Water Use (For the Consistent Implementation of the Water Conservation Act of 2009) (February 2011) in preparing the 2010 Yucaipa Valley Water District Urban Water Management Plan; and

WHEREAS, in accordance with applicable law, including Water Code sections 10608.26 and 10642, and Government Code section 6066, a Notice of a Public Hearing regarding Yucaipa Valley Water District adoption of the 2010 Yucaipa Valley Water District Urban Water Management Plan was published within the jurisdiction of Yucaipa Valley Water District on May 27<sup>th</sup>, 2011 and June 3<sup>rd</sup>, 2011; and

WHEREAS, in accordance with applicable law, a public hearing was held on June 15<sup>th</sup>, 2011 at 6:00 p.m., or soon thereafter, in the boardroom of the offices of the Yucaipa Valley Water District, 12770 Second Street, Yucaipa, California 92399 in order to provide members of the public and other interested entities with the opportunity to be heard in connection with proposed adoption of the 2010 Yucaipa Valley Water District Urban Water Management Plan and issues related thereto; and

WHEREAS, pursuant to said public hearing on the 2010 Yucaipa Valley Water District Urban Water Management Plan, Yucaipa Valley Water District, among other things, encouraged the active involvement of diverse social, cultural, and economic elements of the population within Yucaipa Valley Water District's service area with regard to the preparation of the Plan, allowed community input regarding Yucaipa Valley Water District's implementation plan for complying with SBX7-7, considered the economic impacts of Yucaipa Valley Water District's implementation plan for complying with SBX7-7, and adopted Method 1 - 80% of base daily per Capita Water Use under Water Code section 10608.20(b) for determining its water use targets; and

WHEREAS, the Board of Directors desires to adopt the 2010 Yucaipa Valley Water District Urban Water Management Plan in order to comply with the Act and SBX7-7.

NOW, THEREFORE, BE IT RESOLVED BY THE BOARD OF DIRECTORS OF YUCAIPA VALLEY WATER DISTRICT AS FOLLOWS:

SECTION 1. The General Manager is hereby authorized and directed to include a copy of this Resolution in Yucaipa Valley Water District's 2010 Yucaipa Valley Water District Urban Water Management Plan.

SECTION 2. The General Manager is hereby authorized and directed, in accordance with Water Code section 10644(a), to submit copies of the 2010 Yucaipa Valley Water District Urban Water Management Plan to the California Department of Water Resources, the California State Library, and any city or county within which the Yucaipa Valley Water District provides water supplies no later than thirty (30) days after this adoption date.

SECTION 3. The General Manager is hereby authorized and directed, in accordance with Water Code Section 10645, to make the 2010 Yucaipa Valley Water District Urban Water Management Plan available for public review during normal business hours no later than thirty (30) days after filing a copy of the 2010 Yucaipa Valley Water District Urban Water Management Plan with the California Department of Water Resources.

SECTION 4. The General Manager is hereby authorized and directed, in accordance with Water Code Section 10635(b), to provide that portion of the 2010 Yucaipa Valley Water District Urban Water Management Plan prepared pursuant to Water Code Section 10635(a) to any city or county within which the Yucaipa Valley Water District provides

water supplies no later than sixty (60) days after submitting a copy of the Plan with the California Department of Water Resources.

SECTION 5. The General Manager is hereby authorized and directed to implement the 2010 Yucaipa Valley Water District Urban Water Management Plan in accordance with the Act and SBX7-7 and to provide recommendations to the Board of Directors regarding necessary budgets, procedures, rules, regulations or further actions to carry out the effective and equitable implementation of the 2010 Yucaipa Valley Water District Urban Water Management Plan.

PASSED, APPROVED and ADOPTED this 15<sup>th</sup> day of June 2011

YUCAIPA VALLEY WATER DISTRICT

---

Jay Bogh, President Board of Directors

ATTEST:

---

Joseph B. Zoba, General Manager

STATE OF CALIFORNIA

COUNTY OF RIVERSIDE  
AND SAN BERNARDINO

I, Joseph B. Zoba, Secretary of the Board of Directors of the Yucaipa Valley Water District, California, do hereby certify that the foregoing resolution being Resolution No. 11-2011 was duly passed, approved and adopted by said Board, approved and signed by the President, and attested by the Secretary at the Regular Meeting held on the 15<sup>th</sup> day of June 2011, and that the same was passed and adopted by the following vote:

AYES:  
NOES:  
ABSENT:  
ABSTAIN:

Executed this 15<sup>th</sup> day of June 2011 at Yucaipa, CA

---

Joseph B. Zoba, Secretary of the  
Yucaipa Valley Water District and of the  
Board of Directors

(Seal)



**Date:** June 15, 2011 **Job:** Not Applicable  
**Prepared By:** Jennifer Ares, Resource Sustainability Manager **G/L:** Not Applicable  
**Subject:** Public Hearing - Adoption of the 2010 Regional Urban Water Management Plan

**Recommendation:** That the Board adopts Resolution No. 12-2011 adopting the 2010 Regional Urban Water Management Plan for Water Retailers in the Service Area of the San Bernardino Valley Municipal Water District.

---

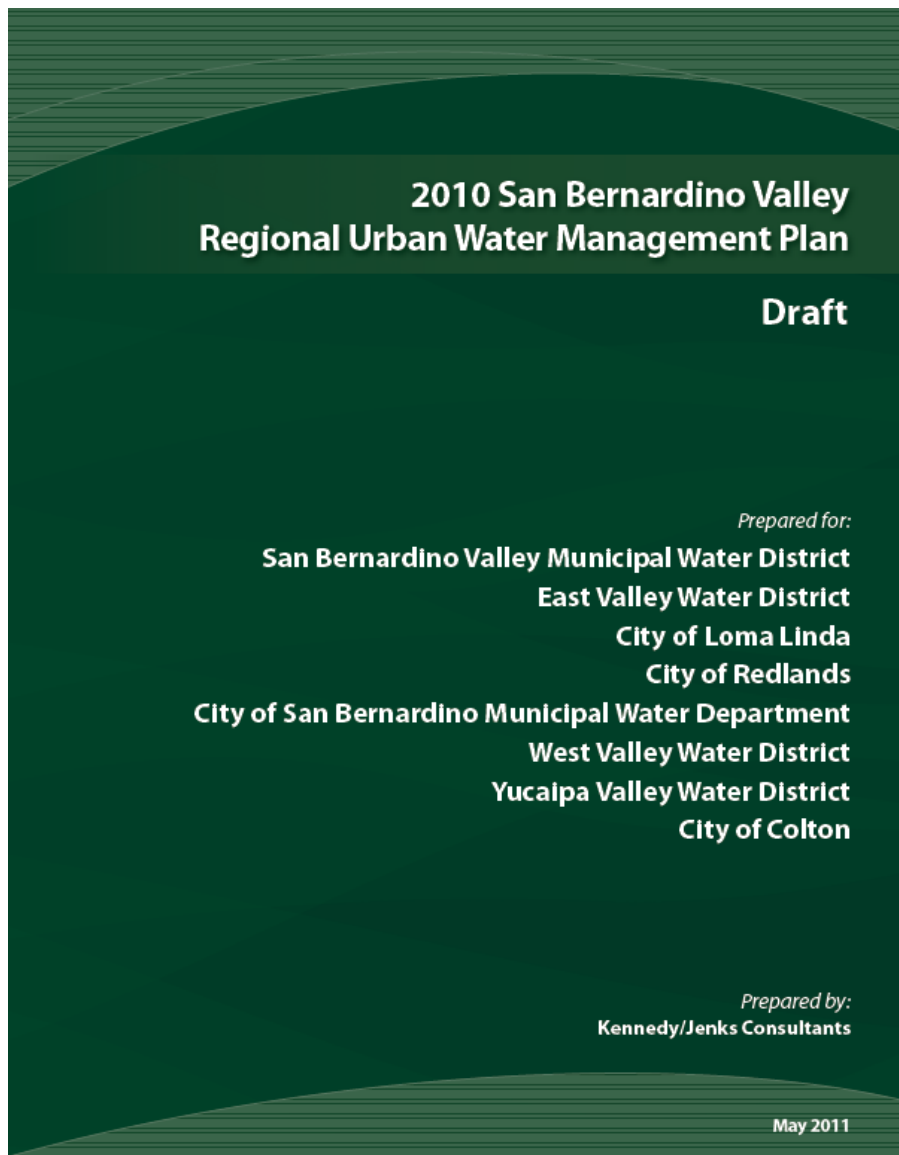
An Urban Water Management Plan (UWMP) is prepared by a water purveyor to ensure the appropriate level of reliability in water service is sufficient to meet the needs of its various categories of customers over a 20-year planning horizon during normal, dry, and multiple dry years.

The California Urban Water Management Planning Act (California Water Code, Division 6, Part 2.6: Urban Water Management Planning, Sections 10610 to 10656 is attached as Appendix A) is based upon the following declarations as set forth by the California Legislature:

- (1) The waters of the state are limited and renewable resource subject to ever-increasing demands.
- (2) The conservation and efficient use of urban water supplies are of statewide concern; however, the planning for that use and the implementation of those plans can best be accomplished at the local level.
- (3) A long-term, reliable supply of water is essential to protect the productivity of California's businesses and economic climate.
- (4) As part of its long-range planning activities, every urban water supplier should make every effort to ensure the appropriate level of reliability in its water service is sufficient to meet the needs of its various categories of customers during normal, dry and multiple dry water years.
- (5) Public health issues have been raised over a number of contaminants that have been identified in certain local and imported water sources.
- (6) Implementing effective water management strategies, including groundwater storage projects and recycled water projects, may require specific water quality and salinity targets for meeting groundwater basins water quality objectives and promoting beneficial use of recycled water.
- (7) Water quality regulations are becoming an increasingly important factor in water agencies' selection of raw water sources, treatment alternatives, and modifications to existing treatment facilities.
- (8) Changes in drinking water quality standards may also impact the usefulness of water supplies and may ultimately impact supply reliability.
- (9) The quality of source supplies can have a significant impact on water management strategies and supply reliability.

In addition, the Water Conservation Bill of 2009 requires urban water suppliers to report baseline daily per capita water use, urban water use target, interim urban water use target, and compliance daily per capita water use. Changes to California law require that, beginning in 2016, water suppliers comply with water conservation requirements established by the Water Conservation Bill of 2009 in order to be eligible for State water grants and loans.

The 2010 Regional Urban Water Management Plan has been prepared in compliance with the requirements of the California Urban Water Management Planning Act and the Water Conservation Bill of 2009. This plan describes and evaluates the water supply sources, the efficient uses of that water supply, demand management measures with an implementation strategy and schedule, and other relevant information and programs for water retail agencies in the service area boundary of the San Bernardino Valley Municipal Water District.



Copies of the Plan are available on the District's website at [www.yvwd.dst.ca.us](http://www.yvwd.dst.ca.us) and at the San Bernardino Valley Municipal Water District's website at [www.sbvwd.com](http://www.sbvwd.com).

**RESOLUTION NO. 12-2011****A RESOLUTION OF THE BOARD OF DIRECTORS  
OF YUCAIPA VALLEY WATER DISTRICT ADOPTING THE  
2010 REGIONAL URBAN WATER MANAGEMENT PLAN**

WHEREAS, The California Urban Water Management Planning Act, Water Code Section 10610 et. seq. (the Act), mandates that every urban supplier of water providing water for municipal purposes to more than 3,000 customers or supplying more than 3,000 acre feet of water annually, prepare an Urban Water Management Plan (Plan); and

WHEREAS, the Act requires that said Plan be updated and adopted at least once every five years on or before December 31, in years ending in five and zero; and

WHEREAS, Yucaipa Valley Water District is an urban water supplier for purposes of the Act; and

WHEREAS, pursuant to the Water Conservation Act of 2009, also referred to as SBX7-7 (Water Code section 10608 et seq.) and SB 1478 (amending Water Code section 10608.26), the time for urban retail water suppliers and urban wholesale water suppliers to adopt their 2010 Plans was extended to July 1, 2011; and

WHEREAS, under SBX7-7, an “urban retail water supplier” is defined as a water supplier that directly provides potable municipal water to more than 3,000 end users or that supplies more than 3,000 acre-feet of potable water annually at retail for municipal purposes, and an “urban wholesale water supplier” is defined as a water supplier that provides more than 3,000 acre-feet of water annually at wholesale for potable municipal purposes; and

WHEREAS, for purposes of its 2010 Plan, Yucaipa Valley Water District meets the definition of an urban retail water supplier; and

WHEREAS, the 2010 San Bernardino Valley Regional Urban Water Management Plan has been prepared at the direction of San Bernardino Valley Municipal Water District, the City of Colton, East Valley Water District, the City of Loma Linda, the City of Redlands, the City of San Bernardino, West Valley Water District, and Yucaipa Valley Water District (hereafter “AGENCIES”); and

WHEREAS, as a participant in the 2010 San Bernardino Valley Regional Urban Water Management Plan, Yucaipa Valley Water District has prepared those portions of the plan applicable to Yucaipa Valley Water District in accordance with the Act and SBX7-7 and, in accordance with applicable legal requirements, has undertaken certain coordination, notice, public involvement, public comment, and other procedures in relation to its 2010 Plan; and

WHEREAS, as authorized by Water Code section 10620(e), AGENCIES have prepared the 2010 San Bernardino Valley Regional Urban Water Management Plan with staff from AGENCIES, with the assistance of consulting professionals, and in cooperation with other governmental agencies, and has utilized and relied upon industry standards and the expertise of industry professionals in preparing its 2010 Plan, and has also utilized the California Department of Water Resources Guidebook to Assist Urban Water Suppliers to Prepare a 2010 Urban Water Management Plan (March 2011) and the California Department of Water Resources Methodologies for Calculating Baseline and Compliance Urban Per Capita Water

Use (For the Consistent Implementation of the Water Conservation Act of 2009) (February 2011) in preparing the 2010 San Bernardino Valley Regional Urban Water Management Plan; and

WHEREAS, in accordance with applicable law, including Water Code sections 10608.26 and 10642, and Government Code section 6066, a Notice of a Public Hearing regarding Yucaipa Valley Water District adoption of the 2010 San Bernardino Valley Regional Urban Water Management Plan was published within the jurisdiction of Yucaipa Valley Water District on May 27<sup>th</sup>, 2011 and June 3<sup>rd</sup>, 2011; and

WHEREAS, in accordance with applicable law, a public hearing was held on June 15<sup>th</sup>, 2011 at 6:00 p.m., or soon thereafter, in the boardroom of the offices of the Yucaipa Valley Water District, 12770 Second Street, Yucaipa, CA 92399 in order to provide members of the public and other interested entities with the opportunity to be heard in connection with proposed adoption of the 2010 Plan and issues related thereto; and

WHEREAS, pursuant to said public hearing on the 2010 San Bernardino Valley Regional Urban Water Management Plan, Yucaipa Valley Water District, among other things, encouraged the active involvement of diverse social, cultural, and economic elements of the population within Yucaipa Valley Water District's service area with regard to the preparation of the Plan, allowed community input regarding Yucaipa Valley Water District's implementation plan for complying with SBX7-7, considered the economic impacts of Yucaipa Valley Water District's implementation plan for complying with SBX7-7, and adopted Method 1 - 80% of base daily per Capita Water Use under Water Code section 10608.20(b) for determining its water use targets; and

WHEREAS, the Board of Directors desires to adopt the 2010 San Bernardino Valley Regional Urban Water Management Plan in order to comply with the Act and SBX7-7.

NOW, THEREFORE, BE IT RESOLVED BY THE BOARD OF DIRECTORS OF YUCAIPA VALLEY WATER DISTRICT AS FOLLOWS:

SECTION 1. The General Manager is hereby authorized and directed to include a copy of this Resolution in Yucaipa Valley Water District's 2010 San Bernardino Valley Regional Urban Water Management Plan.

SECTION 2. The General Manager is hereby authorized and directed, in accordance with Water Code section 10644(a), to submit copies of the 2010 San Bernardino Valley Regional Urban Water Management Plan to the California Department of Water Resources, the California State Library, and any city or county within which the Yucaipa Valley Water District provides water supplies no later than thirty (30) days after this adoption date.

SECTION 3. The General Manager is hereby authorized and directed, in accordance with Water Code Section 10645, to make the 2010 San Bernardino Valley Regional Urban Water Management Plan available for public review during normal business hours no later than thirty (30) days after filing a copy of the 2010 San Bernardino Valley Regional Urban Water Management Plan with the California Department of Water Resources.

SECTION 4. The General Manager is hereby authorized and directed, in accordance with Water Code Section 10635(b), to provide that portion of the 2010 San Bernardino Valley Regional Urban Water Management Plan prepared pursuant to Water Code Section 10635(a) to any city or county within which the Yucaipa Valley Water District provides water supplies no later than sixty (60) days after submitting a copy of the Plan with the California Department of Water Resources.

SECTION 5. The General Manager is hereby authorized and directed to implement the 2010 San Bernardino Valley Regional Urban Water Management Plan in accordance with the Act and SBX7-7 and to provide recommendations to the Board of Directors regarding necessary budgets, procedures, rules, regulations or further actions to carry out the effective and equitable implementation of the 2010 San Bernardino Valley Regional Urban Water Management Plan.

PASSED, APPROVED and ADOPTED this 15<sup>th</sup> day of June 2011

YUCAIPA VALLEY WATER DISTRICT

---

Jay Bogh, President Board of Directors

ATTEST:

---

Joseph B. Zoba, General Manager

STATE OF CALIFORNIA

COUNTY OF RIVERSIDE  
AND SAN BERNARDINO

I, Joseph B. Zoba, Secretary of the Board of Directors of the Yucaipa Valley Water District, California, do hereby certify that the foregoing resolution being Resolution No. 12-2011 was duly passed, approved and adopted by said Board, approved and signed by the President, and attested by the Secretary at the Regular Meeting held on the 15<sup>th</sup> day of June 2011, and that the same was passed and adopted by the following vote:

AYES:  
NOES:  
ABSENT:  
ABSTAIN:

Executed this 15<sup>th</sup> day of June 2011 at Yucaipa, CA

---

Joseph B. Zoba, Secretary of the  
Yucaipa Valley Water District and of the  
Board of Directors

(Seal)



**Date:** June 15, 2011 **Job:** Not Applicable  
**Prepared By:** Vicky Elisalda, Controller **G/L:** Not Applicable  
**Subject:** Presentation of the Unaudited Financial Report for May 2011  
**Recommendation:** That the Board receives and files the unaudited financial report as presented.

The following unaudited financial report has been prepared by the Administrative Department for your review. The report has been divided into six sections to clearly disseminate information pertaining to the financial status of the District. Please remember that the following financial information has not been audited.

Cash Fund Balance Report

The Cash Fund Balance Report provides a summary of how the total amount of funds maintained by financial institutions is distributed throughout the enterprise and non-enterprise funds of the District. A summary of the report is as follows:

<b>Fund Source</b>	<b>Operating Funds</b>	<b>Restricted Funds</b>	<b>Total Funds</b>
Water Division	\$192,275.56	\$5,632,426.17	\$5,824,701.73
Sewer Division	\$513,177.89	\$5,992,603.89	\$6,505,781.78
Recycled Division	(\$2,078,149.60)	\$622,366.49	(\$1,455,783.11)
<b>Total</b>	<b>(\$1,372,696.15)</b>	<b>\$12,247,396.55</b>	<b>\$10,874,700.40</b>

Most of the funds reflected in the Cash Fund Balance Report are designated for specific purposes and are therefore restricted, either by law or by District policy.

Check Register

The check register lists each check processed during the month of May 2011. The District processed 278 checks during the month of May for a total sum of \$1,394,678.19. All checks are reviewed by District staff for accuracy and completeness, and usually signed by the General Manager and one Director, but may be signed by two Directors.

The Controller will make any check, invoice or supporting documentation available for review to any board member upon request.

### Financial Account Information

The District currently deposits all revenue received into the Deposit Checking account. The General Checking account is used as a sole processing account for all District checks and electronic payroll. The Investment Checking account is used for the purchase and redemption of US treasury notes and bills. The US treasury notes and bills are booked at cost.

The LAIF investment account is a pooled money account administered by the State of California. Additional information on the LAIF account is provided below in the investment summary report.

### Investment Summary

The investment summary report illustrates the District's investments in US treasury notes and bills in addition to the investments held by the Local Agency Investment Fund or LAIF. The yields for the treasury notes and bills are provided for each individual transaction. The historical annual yield for funds invested with LAIF is also provided.

Separate pooled money investment reports prepared by the State of California are maintained by the District and available for review.

### Monthly Revenue Allocation

During the month of May 2011 the District received a sum total of \$1,535,724.87 in revenues from the following categories:

- A total of \$1,380,335.40 was received from 14,578 customers for utility bill payments. This is the total amount of utility bill payments received from water, sewer and recycled services.
- A total of \$8,346.25 was received for construction meter deposits, customer deposits and internet fee payments.
- A total of \$131,690.36 was received from miscellaneous water related activities (other than utility bill charges). The District received \$22,720.21 from San Bernardino County property taxes and \$50,095.07 from Riverside County property taxes.
- A total of \$14,779.59 was received from miscellaneous sewer related activities (other than utility bill charges).
- A total of \$573.27 received from miscellaneous recycled related activities (other than utility bill charges).
- The District received ARRA draw #11 in the amount of \$85,097.00 on May 5th and Prop 50 draw #6 in the amount of \$98,392.28 on May 18th.

### Fiscal Year 2011 Budget Status

The revenue and expense budget status for the 2011 Fiscal Year is provided for your review.

**Summary of Revenue Budget  
As of May 31, 2011 (87% of Budget Cycle)**

<u>Division</u>	<u>Budget Amount</u>	<u>Current Month</u>	<u>Year-To-Date</u>	<u>Percentage</u>
Water	12,403,410	677,221	9,785,012	78.9
Sewer	10,394,500	848,840	9,090,225	87.5
Recycled Water	411,275	17,498	239,062	58.1
<b>District Revenue</b>	<b>23,209,185</b>	<b>1,543,559</b>	<b>19,114,299</b>	<b>82.4</b>

**Summary of Water Budget  
As of May 31, 2011 (87% of Budget Cycle)**

<u>Department</u>	<u>Budget Amount</u>	<u>Current Month</u>	<u>Year-To-Date</u>	<u>Percentage</u>
Water Resources	4,217,615	235,112	3,437,838	81.5
Public works	2,017,000	128,717	1,537,077	76.2
Administration	2,992,576	161,645	2,376,356	79.4
Long Term Debt	3,006,219	0	2,931,219	97.5
Asset Acquisition	170,000	0	102,663	60.4
<b>TOTAL</b>	<b>12,403,410</b>	<b>525,474</b>	<b>10,385,153</b>	<b>83.7</b>

**Summary of Sewer Budget  
As of May 31, 2011 (87% of Budget Cycle)**

<u>Department</u>	<u>Budget Amount</u>	<u>Current Month</u>	<u>Year-To-Date</u>	<u>Percentage</u>
Treatment	3,038,150	210,458	2,789,481	91.8
Administration	3,626,030	253,385	3,258,942	89.9
Environmental Control	786,940	58,887	665,124	84.5
Long Term Debt	2,923,670	0	2,923,669	100.0
Asset Acquisition	19,710	0	6,038	30.6
<b>TOTAL</b>	<b>10,394,500</b>	<b>522,730</b>	<b>9,643,254</b>	<b>92.8</b>

**Summary of Recycled Water Budget  
As of May 31, 2011 (87% of Budget Cycle)**

<u>Department</u>	<u>Budget Amount</u>	<u>Current Month</u>	<u>Year-To-Date</u>	<u>Percentage</u>
Administration	411,275	16,895	744,606	181.0
<b>TOTAL</b>	<b>411,275</b>	<b>16,895</b>	<b>744,606</b>	<b>181.0</b>
<b>District Expenses</b>	<b>23,209,185</b>	<b>1,065,099</b>	<b>20,773,013</b>	<b>89.5</b>

### Investment Policy Disclosure

The District is currently compliant with the portfolio of its Investment Policy and State Law.

The District is using Sandy Gage with Merrill Lynch Wealth Management (Bank of America Corporation) for Treasury investments. The District expects to meet its expenditure requirements for the next six months.

### Questions or Comments

If you have any questions about a particular budget account, please do not hesitate to contact the Controller directly. If you need additional information, the members of the Administrative Department would be happy to provide you with any detailed information you may desire.

### Cash Fund Balance Report - May 2011

Water Division	GL#	Balance
Project Fund - Encumbered	02-10215	\$ 720,828.09
ID 1 Construction Funds	02-10216	\$ 293,145.85
ID 2 Construction Funds	02-10217	\$ 80,409.31
Depreciation Reserves	02-10310	\$ 2,609,314.03
Sustainability Fund	02-10313	\$ 50,942.80
Rate Stabilization Fund	02-10314	\$ 486,795.21
Imported Water Fund - MUNI	02-10315	\$ (595,359.89)
Imported Water Fund - SGPWA	02-10316	\$ 190,966.62
FCC - Debt Service YVRWFF Phase I	02-10401	\$ 107,690.49
FCC - Future YVRWFF Phase II & III	02-10403	\$ 86,108.35
FCC - Recycled System	02-10410	\$ 133,196.70
FCC - Booster Pumping Plants	02-10411	\$ 146,100.36
FCC - Pipeline Facilities	02-10412	\$ 728,717.68
FCC - Water Storage Reservoirs	02-10413	\$ 593,570.57
Operating Funds:	--	--
Checking Account	02-11001	\$ 30,000.00
LAIF	02-11019	\$ 32,904.95
Savings	02-11020	\$ 129,370.61
<b>Total Water Division</b>		<b>\$ 5,824,701.73</b>

Sewer Division	GL#	Balance
Project Fund - Encumbered	03-10215	\$ 751,089.00
Depreciation Reserves	03-10310	\$ 2,676,367.83
Rate Stabilization Fund	03-10314	\$ 1,464,029.35
FCC - Debt Service WWTP Expansion & Upgrade	03-10405	\$ 370,478.95
FCC - Future WWTP Expansion	03-10407	\$ 222,008.03
FCC - Sewer Interceptors	03-10415	\$ 110,589.86
FCC - Lift Stations	03-10416	\$ 54,572.50
FCC - Effluent Disposal Facilities	03-10417	\$ 72,436.29
FCC - Salt Mitigation Facilities	03-10418	\$ 271,032.08
Operating Funds:	--	--
Savings	03-11020	\$ 513,177.89
<b>Total Wastewater Division</b>		<b>\$ 6,505,781.78</b>

Recycled Water Division	GL#	Balance
Depreciation Reserves	04-10310	\$ 466,288.49
FCC - Recycled System	04-10410	\$ 13,286.93
FCC - Booster Pumping Plants	04-10411	\$ 14,297.75
FCC - Pipeline Facilities	04-10412	\$ 71,152.50
FCC - Water Storage Reservoirs	04-10413	\$ 57,340.82
Operating Funds:	--	--
Savings	04-11020	\$ (2,078,149.60)
<b>Total Recycled Water Division</b>		<b>\$ (1,455,783.11)</b>

**DISTRICT TOTAL \$ 10,874,700.40**

Future Obligations	Due Date	Amount
2004A Bond Payment - Water Division	02/23/2012	\$ 997,562.50
SBVMWD - SARI Pipeline Capacity	06/01/2011	\$ 19,710.00
2004A Bond Payment - Water Division	08/27/2011	\$ 1,934,812.50
SRF Payment - Sewer Division	09/10/2011	\$ 2,923,688.75

## Check Register - May 2011

<u>Check Date</u>	<u>Check Number</u>	<u>Name</u>	<u>Check Amount</u>
05/02/2011	12212	Fedex	41.84
05/02/2011	12213	Kelly Services, Inc.	587.00
05/02/2011	12214	Leroy's Landscape Services	5,700.00
05/02/2011	12215	North Fork Water Company	489.71
05/02/2011	12216	The Gas Company	168.98
05/02/2011	12217	VOID CHECK	0.00
05/02/2011	12218	BofA Credit Card	278.16
05/02/2011	12219	Brenntag Pacific, Inc	16,807.42
05/02/2011	12220	Donald L. Broad	220.00
05/02/2011	12221	Calolympic Glove & Safety Co.,	70.86
05/02/2011	12222	Cemex Inc. USA	657.94
05/02/2011	12223	Center Electric	2,829.33
05/02/2011	12224	Evergreen Oil, Inc.	735.50
05/02/2011	12225	George & Vaughn's Inc.	398.13
05/02/2011	12226	Hach Company	281.79
05/02/2011	12227	Harper & Associates Eng., Inc.	1,990.00
05/02/2011	12228	House Of Quality, Parts Plus	975.59
05/02/2011	12229	Inland Water Works Supply Co.	551.72
05/02/2011	12230	Innerline Engineering	2,500.00
05/02/2011	12231	James John Brothers	4,536.50
05/02/2011	12232	JR Freeman Co. Inc.	477.68
05/02/2011	12233	KV'S Paint & Decorating Center	244.42
05/02/2011	12234	Merit Oil Company	2,527.79
05/02/2011	12235	NetVersant	3,463.40
05/02/2011	12236	Oily's Automotive Service & Re	122.85
05/02/2011	12237	Safeguard Business Systems Inc	1,368.08
05/02/2011	12238	Univar USA Inc.	769.95
05/02/2011	12239	HD Supply Facilities Maintenanc	952.47
05/02/2011	12240	Frances Webster	196.63
05/02/2011	12241	Verizon	1,553.17
05/06/2011	12242	PAYROLL CHECK	2,734.07
05/06/2011	12243	PAYROLL CHECK	756.30
05/06/2011	12244	CA-PERS 457 Deferred Comp	13,952.45
05/06/2011	12245	CA-Franchise Tax Board	50.00
05/06/2011	12246	Public Employees' Retirement S	25,252.77
05/06/2011	12247	Hong Nelson	125.00
05/06/2011	12248	Katherine Kostelecky	500.00
05/06/2011	12249	United Student Aid Funds, Inc.	168.43
05/06/2011	12250	IBEW Local 1436	322.00
05/06/2011	12251	San Gorgonio Pass Water Agency	247.20
05/06/2011	12252	TURNER, WENDEL	30.62
05/06/2011	12253	WILDWOOD MHP	3,215.95
05/06/2011	12254	COLITA, LISA	19.09
05/06/2011	12255	CORR, DENISE	38.43
05/06/2011	12256	CA-OCP HEALTH SERVICES	80.00
05/06/2011	12257	California Water Environment A	132.00
05/06/2011	12258	Timothy M. Mackamul	398.00
05/06/2011	12259	Pacificare of CA Health Ins.,	39,697.41
05/06/2011	12260	Standard Insurance Company	2,263.28
05/06/2011	12261	Western Dental Services, Inc.	340.66
05/06/2011	12262	Anthem Blue Cross L and H	352.80
05/06/2011	12263	Standard Insurance Company	2,827.68
05/06/2011	12264	Standard Insurance Vision Plan	459.40
05/06/2011	12265	MetLife Small Business Center	159.71
05/09/2011	12266	CA-OCP HEALTH SERVICES	175.00

## Check Register - May 2011

<u>Check Date</u>	<u>Check Number</u>	<u>Name</u>	<u>Check Amount</u>
05/09/2011	12267	Abate Technologies Intl, Inc.	1,500.00
05/09/2011	12268	ADS, LLC	2,634.00
05/09/2011	12269	Ralph C. Casas	63.00
05/09/2011	12270	American Messaging Services, L	21.78
05/09/2011	12271	Ameripride Uniform Services	909.74
05/09/2011	12272	CA-ARB/PERP	620.00
05/09/2011	12273	Calimesa Chamber Of Commerce	90.00
05/09/2011	12274	Central Communications	220.95
05/09/2011	12275	Crider Public Relations, Inc.	1,498.75
05/09/2011	12276	Crown Ace Hardware - Yucaipa	322.39
05/09/2011	12277	First American Data Tree, LLC	54.65
05/09/2011	12278	Fedex	22.86
05/09/2011	12279	First American Corelogic, Inc.	300.00
05/09/2011	12280	G&G Environmental Compliance, I	2,252.50
05/09/2011	12281	InfoSend, Inc.	5,062.52
05/09/2011	12282	Jean's Flower Basket	45.62
05/09/2011	12283	Konica Minolta Business Soluti	349.73
05/09/2011	12284	Krieger & Stewart	28,653.24
05/09/2011	12285	Pro-Pipe & Supply, Inc.	28.15
05/09/2011	12286	SCCI, Inc.	350.00
05/09/2011	12287	Sims Welding & Supply Co., Inc	173.30
05/09/2011	12288	VOID CHECK	0.00
05/09/2011	12289	The Counseling Team Internatio	420.00
05/09/2011	12290	The Gas Company	177.90
05/09/2011	12291	Underground Service Alert Of S	145.50
05/09/2011	12292	George F. Siddle	114.50
05/09/2011	12293	Verizon	1,272.49
05/09/2011	12294	Agriserve Pest Control	370.00
05/09/2011	12295	Air & Hose Source, Inc.	1,775.20
05/09/2011	12296	Atlas Copco Compressors, LLC	8,266.00
05/09/2011	12297	Bernell Hydraulics, Inc.	1,003.13
05/09/2011	12298	Center Electric	1,712.57
05/09/2011	12299	DC Frost Associates, Inc.	2,922.34
05/09/2011	12300	Dinosaur Tire Inc.	187.36
05/09/2011	12301	Edward S Babcock & Sons, Inc.	3,015.00
05/09/2011	12302	Fastenal Company	312.64
05/09/2011	12303	Gallade Chemical	1,074.45
05/09/2011	12304	Gierlich-Mitchell Inc	3,170.98
05/09/2011	12305	Hach Company	847.06
05/09/2011	12306	Harper & Associates Eng., Inc.	1,700.00
05/09/2011	12307	Inland Water Works Supply Co.	11,073.73
05/09/2011	12308	Innerline Engineering	2,500.00
05/09/2011	12309	Merit Oil Company	3,603.37
05/09/2011	12310	Nagem, Inc.	1,200.00
05/09/2011	12311	NCL Of Wisconsin Inc	43.17
05/09/2011	12312	NetComp Technologies, Inc.	1,935.00
05/09/2011	12313	Oily's Automotive Service & Re	12.18
05/09/2011	12314	Polydyne Inc.	2,626.31
05/09/2011	12315	Power Plus International	89.92
05/09/2011	12316	Q Versa, LLC	14,891.91
05/09/2011	12317	Red Alert Special Couriers	1,260.89
05/09/2011	12318	Roquet Paving Inc	7,098.81
05/09/2011	12319	Siemens Industry, Inc.	1,991.59
05/09/2011	12320	Test America Laboratories, Inc	1,484.00
05/09/2011	12321	Gerald L. Gregory	150.00

## Check Register - May 2011

<u>Check Date</u>	<u>Check Number</u>	<u>Name</u>	<u>Check Amount</u>
05/09/2011	12322	Tucker Appraisal Service Corp.	4,500.00
05/09/2011	12323	HD Supply Facilities Maintenanc	211.36
05/09/2011	12324	Association of San Bernardino	81.00
05/09/2011	12325	VOID CHECK	0.00
05/09/2011	12326	Linda Kilday	333.56
05/09/2011	12327	Jennifer Ares	201.36
05/09/2011	12328	CA-EDD	2,147.87
05/16/2011	12329	Aklufi & Wysocki	7,670.00
05/16/2011	12330	Citizens Business Bank	9,419.00
05/16/2011	12331	Delta Partners, LLC	7,500.00
05/16/2011	12332	Dudek & Associates, Inc	1,035.00
05/16/2011	12333	Krieger & Stewart	73,508.37
05/16/2011	12334	One Stop Landscape Supply Inc	23,150.00
05/16/2011	12335	Platinum Advisors, LLC	5,000.00
05/16/2011	12336	Pro-Craft Construction., Inc.	84,767.00
05/16/2011	12337	Separation Processes, Inc.	11,755.00
05/16/2011	12338	Sukut Construction, Inc.	317,904.52
05/16/2011	12339	T.B.U., Inc.	31,189.50
05/16/2011	12340	Union Bank Of California	35,322.72
05/16/2011	12341	Wildermuth Environmental	5,645.16
05/16/2011	12342	Sukut Construction, Inc.	25,412.40
05/16/2011	12343	Union Bank Of California	2,823.60
05/16/2011	12344	CA-OCP HEALTH SERVICES	70.00
05/16/2011	12345	State Water Resources Control	680.00
05/16/2011	12346	Matthew Hendrickson	50.00
05/16/2011	12347	Ameripride Uniform Services	288.88
05/16/2011	12348	AT&T Mobility	1,270.82
05/16/2011	12349	Coverall North America, Inc.	1,021.00
05/16/2011	12350	Fedex	39.28
05/16/2011	12351	Incode Division-Tyler Technolo	350.00
05/16/2011	12352	Kelly Services, Inc.	587.00
05/16/2011	12353	NetComp Technologies, Inc.	7,300.81
05/16/2011	12354	California Newspaper Partnersh	66.00
05/16/2011	12355	Soboba Band of Luiseno Indians	7,811.38
05/16/2011	12356	Verizon	158.60
05/16/2011	12357	Yucaipa Disposal, Inc.	1,247.43
05/16/2011	12358	Air & Hose Source, Inc.	333.11
05/16/2011	12359	All American Asphalt	5,200.00
05/16/2011	12360	John F. Baker Jr.	2,250.00
05/16/2011	12361	Bioscience Inc.	12,155.47
05/16/2011	12362	Brenntag Pacific, Inc	16,190.42
05/16/2011	12363	Calolympic Glove & Safety Co.,	214.17
05/16/2011	12364	Cemex Inc. USA	1,042.25
05/16/2011	12365	CINTAS First Aid & Safety	320.84
05/16/2011	12366	David Sunden	3,051.09
05/16/2011	12367	Evergreen Oil, Inc.	35.00
05/16/2011	12368	Fisher Scientific Co.	431.52
05/16/2011	12369	VOID CHECK	0.00
05/16/2011	12370	George & Vaughn's Inc.	288.13
05/16/2011	12371	George T Hall Co Inc	398.63
05/16/2011	12372	Alan L. Grubel Automotive Inc.	1,142.18
05/16/2011	12373	Hach Company	202.01
05/16/2011	12374	Hillwig-Goodrow, LLC	8,280.00
05/16/2011	12375	Inland Water Works Supply Co.	6,244.43
05/16/2011	12376	Innerline Engineering	1,250.00

## Check Register - May 2011

<u>Check Date</u>	<u>Check Number</u>	<u>Name</u>	<u>Check Amount</u>
05/16/2011	12377	James John Brothers	29,542.20
05/16/2011	12378	Johnson Power Systems	608.75
05/16/2011	12379	JR Freeman Co. Inc.	768.33
05/16/2011	12380	Matich Corp	2,060.86
05/16/2011	12381	Merit Oil Company	2,194.40
05/16/2011	12382	Nagem, Inc.	981.47
05/16/2011	12383	Oily's Automotive Service & Re	263.00
05/16/2011	12384	P & R Paper Supply Co., Inc.	237.76
05/16/2011	12385	Heritage Holdings	105.49
05/16/2011	12386	Radioshack Corp.	70.43
05/16/2011	12387	Red Alert Special Couriers	69.97
05/16/2011	12388	Rosemount Analytical, Inc.	349.65
05/16/2011	12389	Smart & Final Stores, LLC	445.85
05/16/2011	12390	Sukut Construction, Inc.	1,200.00
05/16/2011	12391	T.B.U., Inc.	7,774.80
05/16/2011	12392	UPS Store#1504/ Mail Boxes Etc	370.38
05/16/2011	12393	Westech Engineering	2,325.37
05/16/2011	12394	YWWD-Petty Cash	62.74
05/16/2011	12395-12401	VOID CHECKS- printer problem	0.00
05/20/2011	12402	PAYROLL CHECK	1,925.10
05/20/2011	12403	CA-PERS 457 Deferred Comp	10,817.60
05/20/2011	12404	Public Employees' Retirement S	25,145.72
05/20/2011	12405	Hong Nelson	125.00
05/20/2011	12406	Katherine Kostelecky	500.00
05/20/2011	12407	United Student Aid Funds, Inc.	168.43
05/20/2011	12408	Water Specialist Consultants	315.00
05/20/2011	12409	G&G Environmental Compliance, I	1,922.36
05/20/2011	12410	WILDWOOD CALVARY CHA	1,427.81
05/20/2011	12411	TORDESILLAS, VICTOR	307.57
05/23/2011	12412	Atkinson, Andelson, Loya, Ruud	1,989.19
05/23/2011	12413	Ralph C. Casas	49.00
05/23/2011	12414	Ameripride Uniform Services	599.00
05/23/2011	12415	Fedex	79.44
05/23/2011	12416	Incode Division-Tyler Technolo	17,010.00
05/23/2011	12417	InfoSend, Inc.	3,389.49
05/23/2011	12418	Inland Counties Insurance Serv	550.00
05/23/2011	12419	Kelly Services, Inc.	587.00
05/23/2011	12420	Separation Processes, Inc.	7,392.72
05/23/2011	12421	Atlas Copco Compressors, LLC	8,146.00
05/23/2011	12422	BofA Credit Card	91.56
05/23/2011	12423	Cemex Inc. USA	1,393.33
05/23/2011	12424	Center Electric	529.04
05/23/2011	12425	Clean Harbors Environmental Sv	470.61
05/23/2011	12426	Cobb's Printing, LLC	491.55
05/23/2011	12427	Victor James Valenti	3,799.00
05/23/2011	12428	CraneVeyor Corp.	1,023.25
05/23/2011	12429	DC Frost Associates, Inc.	1,965.39
05/23/2011	12430	Fastenal Company	76.91
05/23/2011	12431	Grainger	62.98
05/23/2011	12432	Hach Company	317.36
05/23/2011	12433	Inland Water Works Supply Co.	3,367.45
05/23/2011	12434	JR Freeman Co. Inc.	187.88
05/23/2011	12435	MBC Applied Environmental Scie	1,200.00
05/23/2011	12436	McMaster-Carr Supply Co.	628.42
05/23/2011	12437	Merit Oil Company	2,857.67

## Check Register - May 2011

<u>Check Date</u>	<u>Check Number</u>	<u>Name</u>	<u>Check Amount</u>
05/23/2011	12438	Nalco Company	5,212.43
05/23/2011	12439	NetComp Technologies, Inc.	3,330.00
05/23/2011	12440	R & R Anderson Trucking	2,436.58
05/23/2011	12441	Red Alert Special Couriers	1,179.97
05/23/2011	12442	RFI	315.00
05/23/2011	12443	Siemens Industry, Inc.	2,119.21
05/23/2011	12444	Test America Laboratories, Inc	230.00
05/23/2011	12445	American Family Life Assurance	2,891.21
05/23/2011	12446	YVWD-Petty Cash	94.45
05/23/2011	12447	Gregory N. Godwin	150.00
05/23/2011	12448	US Healthworks Medical Group,	161.18
05/23/2011	12449	Cypress Insurance Company	18,062.00
05/25/2011	12450	PAIRIS, RUDY	6,463.00
05/25/2011	12451	VAN GUILDER, KIM	15.98
05/31/2011	12452	AWWA CA-NV (Rancho Cucamonga)	75.00
05/31/2011	12453	State Water Resources Control	95.00
05/31/2011	12454	CWEA-TCP (OAKPORT ST.)	1,110.00
05/31/2011	12455	ADS, LLC	2,634.00
05/31/2011	12456	VOIC CHECK	0.00
05/31/2011	12457	Ameripride Uniform Services	443.58
05/31/2011	12458	Barlie Group LLC	729.81
05/31/2011	12459	Kelly Services, Inc.	587.00
05/31/2011	12460	Kenny Rice	1,705.04
05/31/2011	12461	SCCI, Inc.	350.00
05/31/2011	12462	SCE Rosemead	142,456.94
05/31/2011	12463	Verizon	637.49
05/31/2011	12464	All American Sewer Tools	268.81
05/31/2011	12465	Brenntag Pacific, Inc	12,772.88
05/31/2011	12466	Center Electric	679.04
05/31/2011	12467	CHJ Incorporated	6,222.00
05/31/2011	12468	Custom Metal Fabrication	635.00
05/31/2011	12469	Dickson	1,863.00
05/31/2011	12470	Evergreen Oil, Inc.	6,622.00
05/31/2011	12471	George & Vaughn's Inc.	751.26
05/31/2011	12472	Goldak Inc	125.17
05/31/2011	12473	Alan L. Grubel Automotive Inc.	151.17
05/31/2011	12474	James John Brothers	2,159.75
05/31/2011	12475	JR Freeman Co. Inc.	233.12
05/31/2011	12476	MCR Technologies, Inc.	5,221.42
05/31/2011	12477	Merit Oil Company	2,201.85
05/31/2011	12478	Nagem, Inc.	187.50
05/31/2011	12479	Oily's Automotive Service & Re	123.50
05/31/2011	12480	Pro-Pipe & Supply, Inc.	542.85
05/31/2011	12481	Southern California Edison	3,500.00
05/31/2011	12482	Schaner's WasteWater Prod., In	2,410.65
05/31/2011	12483	HD Supply Facilities Maintenanc	110.62
05/31/2011	12484	Frances Webster	196.63
05/31/2011	12485	Polydyne Inc.	2,626.31
05/31/2011	12486	Ron McCall	155.00
05/31/2011	12487	American Messaging Services, L	536.89
05/31/2011	12488	BofA Credit Card	1,105.79
05/31/2011	12489	BofA Credit Card	486.62
<b>May 2011 Check Register Total</b>			<b>1,394,678.19</b>

### Financial Account Information - May 2011

DATE	DESCRIPTION	Deposit Checking	General Checking	Investment Checking	Treasuries at cost	LAIF Invest. Fund	TOTAL ACTIVITY
04/29/2011	bal forward	1,340,355.63	30,000.00	62,764.83	9,373,216.46	32,904.95	10,839,241.87
4/30	rev retained in MM				(946.26)		(946.26)
	Website-4/30						0.00
05/02/2011	Deposit	85,614.62					85,614.62
	Credit Card-4/29	441.53					441.53
	Credit Card-5/2	2,671.07					2,671.07
	Electronic	12,135.22					12,135.22
	Website-5/2	2,105.99					2,105.99
	Website-5/3	266.15					266.15
	ETS Fees	(987.35)					(987.35)
	ETS Fees	(750.99)					(750.99)
05/03/2011	Deposit	57,689.65					57,689.65
	Credit Card-5/2	52.30					52.30
	Credit Card-5/3	3,097.38					3,097.38
	Electronic	24,575.00					24,575.00
	Website-5/3	1,620.47					1,620.47
	Website-5/4	162.51					162.51
	Website-5/4	435.38					435.38
	ACH pmts	27,557.76					27,557.76
05/04/2011	Deposit	45,610.73					45,610.73
	Deposit-M/C	1,948.60					1,948.60
	Credit Card-5/3	316.23					316.23
	Credit Card-5/4	3,246.63					3,246.63
	Electronic	13,940.48					13,940.48
	Website-5/4	2,341.82					2,341.82
	Website-5/5	410.28					410.28
5/6/11-PR	Federal Taxes		(36,046.94)				(36,046.94)
5/6/11-PR	State Taxes		(6,627.31)				(6,627.31)
5/6/11-PR	PR Direct Deposit		(96,091.39)				(96,091.39)
5/6/11-PR	ING 457		(6,407.16)				(6,407.16)
	Cks #12212-12265		(145,620.16)				(145,620.16)
	<b>TRF#993- AP &amp; PR</b>	<b>(290,792.96)</b>	<b>290,792.96</b>				<b>0.00</b>
	ARRA Draw #11		85,097.00				85,097.00
5/5	<b>TRF#994- ARRA Draw #11</b>	<b>85,097.00</b>	<b>(85,097.00)</b>				<b>0.00</b>
05/05/2011	Deposit	27,653.02					27,653.02
	Credit Card-5/4	581.54					581.54
	Credit Card-5/5	1,049.83					1,049.83
	Electronic	11,495.81					11,495.81
	Website-5/5	1,585.59					1,585.59
	Website-5/6	69.27					69.27
05/06/2011	Deposit	36,665.57					36,665.57
	Credit Card-5/5	138.58					138.58
	Credit Card-5/6	1,058.75					1,058.75
	Electronic	11,407.48					11,407.48
	Website-5/6	1,188.00					1,188.00
	Website-5/7	523.14					523.14
	Website-5/8	964.62					964.62
	Website-5/9	122.84					122.84
05/09/2011	Deposit	61,389.89					61,389.89
	Credit Card-5/6	128.02					128.02
	Credit Card-5/9	1,559.25					1,559.25
	Electronic	11,479.57					11,479.57
	Website-5/9	1,313.65					1,313.65
	Website-5/10	56.19					56.19
05/10/2011	Deposit	42,884.19					42,884.19
	Deposit-M/C	3,150.00					3,150.00
	Credit Card-5/9	439.51					439.51
	Credit Card-5/10	978.10					978.10
	Electronic	20,167.93					20,167.93
	Website-5/10	519.42					519.42
	Website-5/11	195.98					195.98
	ACH pmts	36,513.55					36,513.55

### Financial Account Information - May 2011

DATE	DESCRIPTION	Deposit Checking	General Checking	Investment Checking	Treasuries at cost	LAIF Invest. Fund	TOTAL ACTIVITY
04/29/2011	bal forward	1,340,355.63	30,000.00	62,764.83	9,373,216.46	32,904.95	10,839,241.87
05/11/2011	Deposit	67,105.73					67,105.73
	Deposit - Chili's	37,699.88					37,699.88
	Credit Card-5/10	334.49					334.49
	Credit Card-5/11	2,651.28					2,651.28
	Electronic	9,556.95					9,556.95
	Website-5/11	1,060.96					1,060.96
05/12/2011	Deposit	56,378.23					56,378.23
	Credit Card-5/11	314.26					314.26
	Credit Card-5/12	882.33					882.33
	Electronic	13,423.66					13,423.66
	Website-5/12	537.39					537.39
	Website-5/13	212.65					212.65
	Cks #12266-12328		(131,271.33)				(131,271.33)
	<b>TRF#995-AP</b>	<b>(131,271.33)</b>	<b>131,271.33</b>				<b>0.00</b>
05/13/2011	Deposit	43,942.91					43,942.91
	Deposit-Riv Taxes	726.62					726.62
	Deposit-M/C -dep error	300.00					300.00
	Deposit-M/C -dep corr	2,700.00					2,700.00
	Credit Card-5/12	478.01					478.01
	Credit Card-5/13	1,414.99					1,414.99
	Electronic	10,373.22					10,373.22
	Website-5/13	1,365.30					1,365.30
	Website-5/14	881.39					881.39
	Website-5/15	414.62					414.62
	Website-5/16	210.17					210.17
05/16/2011	Deposit	45,975.15					45,975.15
	Credit Card-5/13	975.75					975.75
	Credit Card-5/16	2,113.00					2,113.00
	Electronic	12,500.30					12,500.30
	Website-5/16	1,733.53					1,733.53
	Website-5/17	287.05					287.05
	ACH pmts	33,345.64					33,345.64
05/17/2011	Deposit	36,067.74					36,067.74
	Deposit-Riv Taxes	231.77					231.77
	Credit Card-5/16	541.01					541.01
	Credit Card-5/17	1,650.33					1,650.33
	Electronic	14,434.70					14,434.70
	Website-5/17	1,368.73					1,368.73
	Website-5/18	435.68					435.68
05/18/2011	Deposit	39,207.02					39,207.02
	Credit Card-5/17	399.37					399.37
	Credit Card-5/18	4,708.31					4,708.31
	Electronic	8,108.33					8,108.33
	Website-5/19	1,083.77					1,083.77
	Website-5/20	63.97					63.97
5/20/11-PR	Federal Taxes		(35,109.74)				(35,109.74)
5/20/11-PR	State Taxes		(6,560.48)				(6,560.48)
5/20/11-PR	PR Direct Deposit		(95,147.68)				(95,147.68)
5/20/11-PR	ING 457		(6,201.83)				(6,201.83)
	Cks #12329-12411		(814,158.76)				(814,158.76)
	<b>TRF#996- AP &amp; PR</b>	<b>(957,178.49)</b>	<b>957,178.49</b>				<b>0.00</b>
	Prop 50, Inv. #6		98,392.28				98,392.28
	<b>TRF#997-Prop 50 Draw #6</b>	<b>98,392.28</b>	<b>(98,392.28)</b>				<b>0.00</b>

### Financial Account Information - May 2011

DATE	DESCRIPTION	Deposit Checking	General Checking	Investment Checking	Treasuries at cost	LAIF Invest. Fund	TOTAL ACTIVITY
04/29/2011	bal forward	1,340,355.63	30,000.00	62,764.83	9,373,216.46	32,904.95	10,839,241.87
05/19/2011	Deposit	25,024.71					25,024.71
	Deposit-M/C	135.00					135.00
	Deposit-SB Taxes	11,987.00					11,987.00
	Deposit-SB Taxes	10,733.21					10,733.21
	Credit Card-5/18	1,249.53					1,249.53
	Credit Card-5/19	2,029.63					2,029.63
	Electronic	6,354.86					6,354.86
	Website-5/19	989.82					989.82
	Website-5/20	270.51					270.51
05/20/2011	Deposit	26,889.36					26,889.36
	Credit Card-5/19	342.00					342.00
	Credit Card-5/20	2,937.96					2,937.96
	Electronic	12,492.68					12,492.68
	Website-5/20	1,071.12					1,071.12
	Website-5/21	6,428.36					6,428.36
	Website-5/22	642.38					642.38
	Website-5/23	63.97					63.97
	ACH pmts	20,104.47					20,104.47
05/23/2011	Deposit	55,339.11					55,339.11
	Credit Card-5/20	443.08					443.08
	Credit Card-5/23	1,889.25					1,889.25
	Electronic	11,079.00					11,079.00
	Website	538.64					538.64
05/24/2011	Deposit	32,385.13					32,385.13
	Dep Correction	(55.43)					(55.43)
	Deposit-Riv Taxes	49,136.68					49,136.68
	Deposit-Beazer Homes	23,245.00					23,245.00
	Deposit-Beazer Homes	11,167.29					11,167.29
	Credit Card-5/23	549.86					549.86
	Credit Card-5/24	477.95					477.95
	Electronic	14,962.40					14,962.40
	Website-5/24	455.14					455.14
	Website-5/25	187.21					187.21
05/25/2011	Deposit	29,831.22					29,831.22
	Deposit-M/C	673.27					673.27
	Credit Card-5/24	80.36					80.36
	Credit Card-5/25	1,140.42					1,140.42
	Electronic	5,344.79					5,344.79
	Website-5/25	746.63					746.63
	Website-5/26	208.38					208.38
	ACH pmts	46,914.06					46,914.06
05/26/2011	Deposit	13,040.88					13,040.88
	Credit Card-5/25	73.93					73.93
	Credit Card-5/26	127.53					127.53
	Electronic	4,666.79					4,666.79
	Website-5/26	686.35					686.35
	Website-5/27	298.40					298.40
	Cks #12411-12451		(100,915.25)				(100,915.25)
	<b>TRF#998-AP</b>	<b>(100,915.25)</b>	<b>100,915.25</b>				<b>0.00</b>

### Financial Account Information - May 2011

DATE	DESCRIPTION	Deposit Checking	General Checking	Investment Checking	Treasuries at cost	LAIF Invest. Fund	TOTAL ACTIVITY
04/29/2011	bal forward	1,340,355.63	30,000.00	62,764.83	9,373,216.46	32,904.95	10,839,241.87
05/27/2011	Deposit	31,991.06					31,991.06
	Credit Card-5/26	212.00					212.00
	Credit Card-5/27	576.32					576.32
	Electronic	5,434.65					5,434.65
	Website-5/27	852.23					852.23
	Website-5/28	642.79					642.79
	Website-5/29	474.81					474.81
	Website-5/30	546.50					546.50
05/31/2011	Deposit	32,231.54					32,231.54
	Credit Card-5/27	270.99					270.99
	Credit Card-5/31	2,335.16					2,335.16
	Electronic	4,516.21					4,516.21
	Website-5/31	1,416.34					1,416.34
	Website-6/1	561.15					561.15
	Cks #12452-12489		(202,712.69)				(202,712.69)
	TRF#999-AP	(202,712.69)	202,712.69				0.00
	May '11 NSF's	(1,432.05)					(1,432.05)
5/19	Cusip #9127952R1 maturity				(2,730,146.56)		(2,730,146.56)
5/31	retained in MM				2,731,946.26		2,731,946.26
	<b>TOTALS</b>	<b>1,374,960.72</b>	<b>30,000.00</b>	<b>62,764.83</b>	<b>9,374,069.90</b>	<b>32,904.95</b>	<b>10,874,700.40</b>

## Investment Summary - May 2011

### U.S. TREASURIES

Quantity	Description	Cusip	Maturity Date	Yield	Cost of Purchase	Market Value
1,230,000	US Treasury Bill	9127952W0	June 23, 2010	0.090%	1,229,538.75	1,229,950.80
1,700,000	US Treasury Bill	9127953A7	July 21, 2011	0.070%	1,699,507.46	1,699,898.00
2,001,000	US Treasury Bill	9127953E9	August 18, 2011	0.070%	2,000,431.94	2,000,659.83
1,713,000	US Treasury Bill	9127952F7	September 22, 2011	0.050%	1,712,645.49	1,712,434.71
			<b>Total Values</b>			
<b>6,644,000</b>					<b>6,642,123.64</b>	<b>6,642,943.34</b>

<b>Money Market Account Activity-Beginning Balance</b>	<b>946.26</b>
5/31/11 - Dividend	0.00
5/19/11 - Cusip # 9127952R1 Interest	853.44
<b>Income</b>	<b>853.44</b>
Intra-Bank Transfers to/from Investment Checking	0.00
<b>Fund Transfers</b>	<b>0.00</b>
5/19/11 - Cusip # 9127952R1 Maturity	2,730,146.56
<b>Redemptions</b>	<b>2,730,146.56</b>
Cusip Purchase	0.00
<b>Purchases</b>	<b>0.00</b>
<b>Ending Balance - Money Market</b>	<b>2,731,946.26</b>
<b>US Treasury Securities Investment Principal</b>	<b>6,642,123.64</b>
<b>Total Assets</b>	<b>9,374,069.90</b>

### Investment Summary - May 2011

#### LOCAL AGENCY INVESTMENT FUND

PERIOD	TOTAL WITHDRAWAL AMOUNT	TOTAL DEPOSIT AMOUNT	ACCRUED INTEREST (QUARTERLY)	ENDING BALANCE
July 31, 2010	\$0.00	\$0.00	\$45.39	\$32,783.80
August 31, 2010	\$0.00	\$0.00	\$0.00	\$32,783.80
September 30, 2010	\$0.00	\$0.00	\$0.00	\$32,783.80
October 31, 2010	\$0.00	\$0.00	\$42.34	\$32,826.14
November 30, 2010	\$0.00	\$0.00	\$0.00	\$32,826.14
December 31, 2010	\$0.00	\$0.00	\$0.00	\$32,826.14
January 31, 2011	\$0.00	\$0.00	\$37.70	\$32,863.84
February 28, 2011	\$0.00	\$0.00	\$0.00	\$32,863.84
March 31, 2011	\$0.00	\$0.00	\$0.00	\$32,863.84
April 30, 2011	\$0.00	\$0.00	\$41.11	\$32,904.95
May 31, 2011	\$0.00	\$0.00	\$0.00	\$32,904.95
June 30, 2011	\$0.00	\$0.00	\$0.00	\$32,904.95

**L.A.I.F. INCOME SUMMARY**

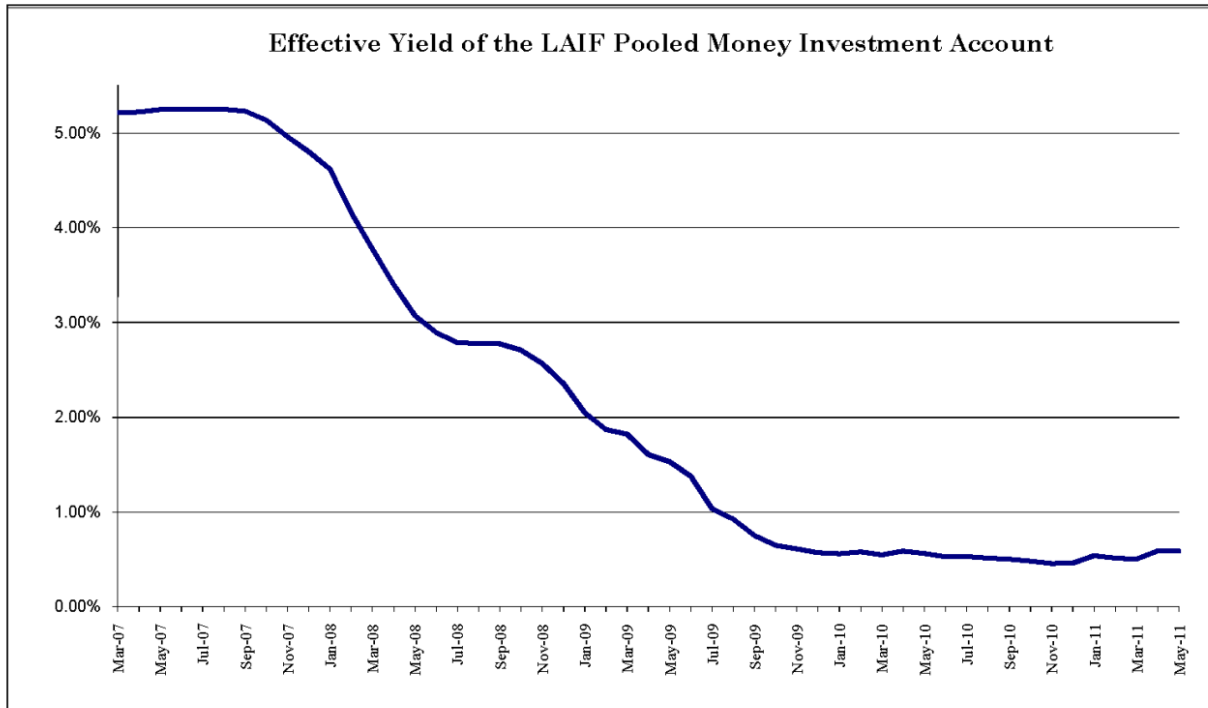
**CURRENT QUARTER**

**FY YEAR-TO-DATE**

INCOME RECEIVED

\$41.11

\$166.54



Daily Deposit Allocation - May 2011

DATE	DESCRIPTION	QTY	DEPOSIT CHECKING DEPOSITS	AR Mail & Counter	AR Payment Centers	AR Credit Card	AR Electronic Rapid Pay	AR Web Site	AR ACH Auto Pay	AR TOTAL	AR Water Deposits	Water Allocation	Sewer Allocation	Recycled Allocation	RECAP TOTAL
05/02/2011	Mail & Counter	720	85,614.62	85,614.62											85,614.62
	Credit Cards	30	3,112.60			3,112.60				3,112.60					3,112.60
	Electronic	181	12,135.22				12,135.22			12,135.22					12,135.22
	Website	34	2,372.14					2,312.64		2,312.64					2,312.64
05/03/2011	Mail & Counter	607	57,689.65	57,689.65						57,689.65					57,689.65
	4/29 SB Tax adj	-	6,791.10	6,791.10						6,791.10					6,791.10
	Credit Cards	29	3,149.68			3,149.68				3,149.68					3,149.68
	Electronic	390	24,575.00				24,575.00			24,575.00					24,575.00
	Website	26	2,218.36					2,172.86		2,172.86					2,172.86
	ACH payment	344	27,557.76						27,557.76	27,557.76					27,557.76
05/04/2011	Mail & Counter	456	45,610.73	45,610.73						45,610.73					45,610.73
	Deposit-M/C	-	1,948.60							1,948.60					1,948.60
	Credit Cards	29	3,562.86			3,562.86				3,562.86					3,562.86
	Electronic	218	13,940.48				13,940.48			13,940.48					13,940.48
	Website -23 fees	24	2,752.10					2,711.85		2,711.85	40.25				2,752.10
05/05/2011	Mail & Counter	320	27,653.02	27,653.02						27,653.02					27,653.02
	Credit Cards	16	1,631.37			1,631.37				1,631.37					1,631.37
	Electronic	164	11,495.81				11,495.81			11,495.81					11,495.81
	Website	19	1,654.86					1,621.61		1,621.61	33.25				1,654.86
05/06/2011	Mail & Counter	331	36,665.57	36,665.57						36,665.57					36,665.57
	Credit Cards	10	1,197.33			1,197.33				1,197.33					1,197.33
	Electronic	166	11,407.48				11,407.48			11,407.48					11,407.48
	Website	31	2,796.60					2,744.35		2,744.35	54.25				2,796.60
05/09/2011	Mail & Counter	578	61,389.89	61,389.89						61,389.89					61,389.89
	Credit Cards	20	1,687.27			1,687.27				1,687.27					1,687.27
	Electronic	179	11,479.57				11,479.57			11,479.57					11,479.57
	Website -17 fees	20	1,369.84					1,340.09		1,340.09	29.75				1,369.84
	ACH payment	448	36,513.55						36,513.55	36,513.55					36,513.55
05/10/2011	Mail & Counter	462	42,884.19	42,884.19						42,884.19					42,884.19
	Deposit-M/C	-	3,150.00							3,150.00					3,150.00
	Credit Cards	14	1,417.61			1,417.61				1,417.61					1,417.61
	Electronic	301	20,167.93				20,167.93			20,167.93					20,167.93
	Website	9	715.40					699.65		699.65	15.75				715.40
05/11/2011	Mail & Counter	340	67,105.73	67,105.73						67,105.73					67,105.73
	Deposit-Chill's	-	37,699.88							37,699.88					37,699.88
	Credit Cards	32	2,985.77			2,985.77				2,985.77					2,985.77
	Electronic	154	9,556.95				9,556.95			9,556.95					9,556.95
	Website	14	1,060.96					1,036.46		1,036.46	24.50				1,060.96
05/12/2011	Mail & Counter	254	56,378.23	56,378.23						56,378.23					56,378.23
	Credit Cards	12	1,196.59			1,196.59				1,196.59					1,196.59
	Electronic	113	13,423.66				13,423.66			13,423.66					13,423.66
	Website	10	750.04					732.54		732.54	17.50				750.04
05/13/2011	Mail & Counter	292	43,942.91	43,942.91						43,942.91					43,942.91
	Deposit-RV taxes	-	726.62							726.62					726.62
	Deposit-M/C	-	3,000.00							3,000.00					3,000.00
	Credit Cards	21	1,893.00			1,893.00				1,893.00					1,893.00
	Electronic	163	10,373.22				10,373.22			10,373.22					10,373.22
	Website	35	2,871.48					2,810.23		2,810.23	61.25				2,871.48
05/16/2011	Mail & Counter	588	45,975.15	45,975.15						45,975.15					45,975.15
	Credit Cards	30	3,088.75			3,088.75				3,088.75					3,088.75
	Electronic	196	12,500.30				12,500.30			12,500.30					12,500.30
	Website	20	2,020.58					1,985.58		1,985.58	35.00				2,020.58
	ACH payment	442	33,345.64						33,345.64	33,345.64					33,345.64
05/17/2011	Mail & Counter	443	36,067.74	36,067.74						36,067.74					36,067.74
	Deposit-RV taxes	-	231.77							231.77					231.77
	Credit Cards	21	2,191.34			2,191.34				2,191.34					2,191.34
	Electronic	211	14,434.70				14,434.70			14,434.70					14,434.70

Daily Deposit Allocation - May 2011

DATE	Description	Qty	DEPOSIT CHECKING DEPOSITS	AR Mail & Counter	AR Payment Centers	AR Credit Card	AR Electronic Rapid Pay	AR Web Site	AR ACH Auto Pay	AR TOTAL	AR Water Fees & Deposits	Water Allocation	Sewer Allocation	Recycled Allocation	RECAP TOTAL
05/18/2011	Website	18	1,804.41					1,772.91		1,772.91	31.50				1,804.41
	Mail & Counter	388	39,207.02	39,207.02						39,207.02					39,207.02
	Credit Cards	43	5,107.68		5,107.68					5,107.68					5,107.68
	Electronic	119	8,108.33			8,108.33				8,108.33					8,108.33
05/19/2011	Website	12	1,147.74					1,126.74		1,126.74	21.00				1,147.74
	Mail & Counter	249	25,024.71	25,024.71						25,024.71					25,024.71
	Deposit-SB taxes	-	11,987.00							11,987.00					11,987.00
	Deposit-SB taxes	-	10,733.21							10,733.21					10,733.21
	Deposit-M/C	-	135.00							135.00					135.00
	Credit Cards	21	3,279.16		3,279.16					3,279.16					3,279.16
	Electronic	101	6,354.86			6,354.86				6,354.86					6,354.86
05/20/2011	Website	14	1,260.33					1,235.83		1,235.83	24.50				1,260.33
	Mail & Counter	230	26,889.36	26,889.36						26,889.36					26,889.36
	Credit Cards	16	3,279.96		3,279.96					3,279.96					3,279.96
	Electronic	185	12,492.68			12,492.68				12,492.68					12,492.68
	Website	37	8,205.83					8,141.08		8,141.08	64.75				8,205.83
	ACH payment	434	20,104.47						20,104.47	20,104.47					20,104.47
05/23/2011	Mail & Counter	512	55,339.11	55,339.11						55,339.11					55,339.11
	Credit Cards	23	2,332.33		2,332.33					2,332.33					2,332.33
	Electronic	171	11,079.00			11,079.00				11,079.00					11,079.00
05/24/2011	Website	7	538.64					526.39		526.39	12.25				538.64
	Mail & Counter	327	32,385.13	32,385.13						32,385.13					32,385.13
	Dep Corr	-	(55.43)	(55.43)						(55.43)					(55.43)
	Deposit-RV taxes	-	49,136.68							49,136.68					49,136.68
	Deposit-Beazer	-	23,245.00							23,245.00		13,680.00			23,245.00
	Deposit-Beazer	-	11,167.29							11,167.29					11,167.29
	Credit Cards	9	1,027.81		1,027.81					1,027.81					1,027.81
	Electronic	212	14,962.40			14,962.40				14,962.40					14,962.40
05/25/2011	Website	9	642.35					626.60		626.60	15.75				642.35
	Mail & Counter	212	29,831.22	29,831.22						29,831.22					29,831.22
	Deposit-M/C	-	673.27							673.27			203.05		673.27
	Credit Cards	13	1,220.78		1,220.78					1,220.78					1,220.78
	Electronic	75	5,344.79			5,344.79				5,344.79					5,344.79
	Website	13	955.01					932.26		932.26	22.75				955.01
	ACH payment	490	46,914.06					46,914.06		46,914.06					46,914.06
05/26/2011	Mail & Counter	158	13,040.88	13,040.88						13,040.88	1,500.00				13,040.88
	Credit Cards	2	201.46		201.46					201.46					201.46
	Electronic	63	4,666.79			4,666.79				4,666.79					4,666.79
05/27/2011	Website	13	984.75					962.00		962.00	22.75				984.75
	Mail & Counter	192	31,991.06	31,991.06						31,991.06	120.00				31,991.06
	Credit Cards	9	788.32		788.32					788.32					788.32
	Electronic	76	5,434.65			5,434.65				5,434.65					5,434.65
	Website	31	2,516.33					2,462.08		2,462.08	54.25				2,516.33
05/31/2011	Mail & Counter	418	32,231.54	32,231.54						32,231.54					32,231.54
	Credit Cards	26	2,606.15		2,606.15					2,606.15					2,606.15
	Electronic	60	4,516.21			4,516.21				4,516.21					4,516.21
5/31	Website	23	1,977.49					1,937.24		1,937.24	40.25				1,977.49
ARRA Draw#11	\$85,097 (5/5)	-								0.00					0.00
Proc#60 Draw#6	\$98,392.28 (5/18)	-								0.00					0.00
May-11	Utility Pmt Cntr-483	-		(31,357.46)	31,357.46					0.00					0.00
	May 10 NSF's	-	(1,432.05)	(1,432.05)						0.00					0.00
	TOTALS	14,578	1,535,724.87	859,243.62	31,357.46	46,957.82	238,450.03	39,890.99	164,435.48	1,380,335.40	8,346.25	131,690.36	14,779.59	573.27	1,533,724.87
	TOTAL # AR PAYMENTS		7,594	483	426	3,498	419	2,158	14,578	100.00%					
	PERCENT OF TOTAL RECEIVED		52.09%	3.31%	2.92%	24.00%	2.87%	14.80%	100.00%						

### FY 2011 - Water Revenue

ACCOUNT#	DESCRIPTION	BUDGET	Qtr 1 Totals	Qtr 2 Totals	Jan '11	Feb '11	Mar '11	April '11	May '11	Year to Date	Percentage YTD
02-40010	Sales - Water	5,975,000	1,898,881	1,332,858	212,982	247,768	265,541	257,231	334,009	4,489,270	75.13%
02-40011	Sales - Construction Water	20,000	13,862	13,129	778	1,842	1,408	396	1,554	32,970	164.85%
02-40012	Sales - Imported Water (SGPWA)		57,016	39,373	6,480	8,394	8,018	7,674	11,493	138,448	
02-40013	Sales - Imported Water (MUNI)	800,000	246,229	189,797	31,859	36,623	39,261	38,211	48,131	630,112	78.76%
02-40014	Sales Disc.-Multi Units Usage Chrg.	(125,000)	(32,436)	(31,271)	(7,739)	(7,622)	(9,861)	(8,669)	(8,908)	(106,507)	85.21%
02-40015	Water Wholesale Revenue	170,000	11,354	30,498	3,620	3,145	3,338	2,970	3,267	58,194	34.23%
02-40016	Service Establishment Fee	100	0	0	0	0	0	0	0	0	0.00%
02-41000	Service Demand Charges	2,100,000	395,723	523,238	177,978	160,251	184,243	178,462	161,478	1,781,373	84.83%
02-41001	Fire Service Standby Fees	17,500	3,127	4,021	1,350	1,202	1,398	1,335	1,294	13,727	78.44%
02-41003	Construction Service Charge	15,000	1,151	1,532	391	334	515	499	501	4,923	32.82%
02-41005	Sales Disc.-Multi Units Service Chrg.	(90,000)	(18,506)	(24,334)	(8,290)	(7,488)	(8,557)	(8,290)	(7,488)	(82,952)	92.17%
02-41010	Unauthorized Use of Water Charge	2,500	325	65	195	0	195	65	0	845	33.80%
02-41110	Meter/Lateral installation	2,500	0	650	0	975	3,900	4,225	0	9,750	390.00%
02-41112	Fire Flow Test Fees	2,500	525	375	75	300	300	225	150	1,950	78.00%
02-41113	Disconnect/Reconnect Fees	150,000	26,655	26,230	9,085	8,325	11,250	8,575	8,365	98,485	65.66%
02-41121	Delinquent Payment Charges	135,000	41,582	42,984	9,009	6,470	5,034	7,056	7,567	119,703	88.67%
02-41124	Bad Debt	0	0	0	0	0	0	0	0	0	
02-42123	Management & Accounting Fees	593,310	148,328	148,328	49,443	49,443	49,443	49,443	49,443	543,868	91.67%
02-43010	Interest Earned	50,000	442	778	143	662	24	511	427	2,987	5.97%
02-43110	Property Tax - Unsecured	100,000	0	48,739	121	(477)	221	(192)	(105)	48,307	48.31%
02-43120	Property Tax - Secured	2,300,000	0	704,901	159,333	41,233	33,883	857,998	51,355	1,848,703	80.38%
02-43130	Tax Collection - Prior	75,000	366	11,851	1,086	2,985	4,391	3,848	567	25,094	33.46%
02-43140	Other Taxes	75,000	213	13,275	16,606	22,581	3,362	8,306	11,604	75,947	101.26%
02-49150	Revenue - Misc. Non-Operating	35,000	18,677	17,744	4,172	2,145	2,067	2,496	2,516	49,816	142.33%
	<b>WATER OPERATING REVENUE</b>	<b>12,403,410</b>	<b>2,753,512</b>	<b>3,094,761</b>	<b>668,679</b>	<b>579,092</b>	<b>599,374</b>	<b>1,412,374</b>	<b>677,221</b>	<b>9,785,012</b>	<b>78.89%</b>
02-82002	Grants (FEMA)	0	0	8,233	0	18,901	0	0	0	27,134	
02-89901	Facility Capacity Charges	0	0	5,156	13,180	39,540	158,160	171,340	9,296	396,672	
02-89902	Sustainability	0	0	881	881	2,642	10,567	11,448	0	26,418	
	<b>TOTAL WATER REVENUE</b>	<b>12,403,410</b>	<b>2,753,512</b>	<b>3,109,031</b>	<b>682,739</b>	<b>640,175</b>	<b>768,101</b>	<b>1,595,161</b>	<b>686,517</b>	<b>10,235,236</b>	

### FY 2011 - Sewer Revenue

ACCOUNT#	DESCRIPTION	BUDGET	Qtr 1 Totals	Qtr 2 Totals	Jan '11	Feb '11	Mar '11	April '11	May '11	Year to Date	Percentage YTD
03-40016	Sales - Establish Service Fee	0	25	0	0	0	0	0	0	25	
03-41000	Sales - Sewer Charges	10,100,000	2,033,385	2,542,533	832,729	833,723	843,373	834,315	839,292	8,759,350	86.73%
03-41005	Sales Disc-Multi Units Service Chrg.	(215,000)	(39,348)	(49,748)	(16,522)	(16,528)	(16,549)	(16,551)	(16,540)	(171,786)	79.90%
03-41110	Meter/Lateral Installation	0	1,900	0	0	0	0	0	0	1,900	
03-41121	Penalty Late Charges	140,000	31,572	34,455	11,611	11,303	8,424	10,318	10,882	118,565	84.69%
03-41124	Bad Debt	0	0	0	0	0	0	0	0	0	
03-41131	Front Footage Fees	0	27,395	0	0	0	0	0	0	27,395	
03-42122	Revenue - other operating	1,000	360	360	0	0	0	180	13,860	14,760	1476.00%
03-43010	Interest Earned	45,000	432	597	258	0	869	0	427	2,583	5.74%
03-43110	Property Tax - Unsecured	50,000	0	50,000	0	0	0	0	0	50,000	100.00%
03-43120	Property Tax - Secured	250,000	0	250,000	0	0	0	0	0	250,000	100.00%
03-43130	Tax Collection - Prior	20,000	0	10,000	0	0	0	0	0	10,000	50.00%
03-43140	Other Taxes	1,500	0	1,500	0	0	0	0	0	1,500	100.00%
03-49150	Misc. Non-Oper Revenue	2,000	0	0	23,515	0	1,500	0	920	25,934	1296.72%
	<b>SEWER OPERATING REVENUE</b>	<b>10,394,500</b>	<b>2,055,720</b>	<b>2,839,697</b>	<b>851,591</b>	<b>828,498</b>	<b>837,617</b>	<b>828,262</b>	<b>848,840</b>	<b>9,090,225</b>	<b>87.45%</b>
03-82003	Grants - ARRA	0	0	486,117	135,594	0	248,480	119,243	85,097	1,074,531	
03-82004	Grants - Prop 50	0	0	1,214,252	281,745	0	128,616	96,223	98,392	1,819,228	
03-89901	Facility Capacity Charges	0	17,755	7,891	0	0	0	0	0	25,646	
	<b>TOTAL SEWER REVENUE</b>	<b>10,394,500</b>	<b>2,073,475</b>	<b>4,547,957</b>	<b>1,268,930</b>	<b>828,498</b>	<b>1,214,712</b>	<b>1,043,728</b>	<b>1,032,329</b>	<b>12,009,631</b>	

### FY 2011 - Recycled Revenue

ACCOUNT#	Description	BUDGET	Qtr 1 Totals	Qtr 2 Totals	Jan '11	Feb '11	Mar '11	April '11	May '11	Year to Date	Percentage YTD
04-40010	Sales - Recycled Water	365,000	155,949	83,482	3,586	6,907	(70,482)	10,048	15,427	204,917	56.14%
04-40011	Sales - Construction Water	9,000	916	293	623	49	98	30	228	2,237	24.85%
04-41000	Sales - Service Demand Chrg.	26,000	5,616	6,988	2,296	2,076	1,819	1,754	1,641	22,191	85.35%
04-41003	Const. Water Minimum Chrg.	4,000	659	869	357	347	306	214	193	2,945	73.62%
04-41110	Meter/Lateral installation	0	0	0	0	0	0	0	0	0	
04-41121	Penalty - Late Charge	775	42	34	40	83	0	0	9	208	26.86%
04-43010	Interest Earned	0	0	64	0	0	0	0	0	64	
04-43110	Property Tax - Unsecured	500	0	500	0	0	0	0	0	500	100.00%
04-43120	Property Tax - Secured	6,000	0	6,000	0	0	0	0	0	6,000	100.00%
04-49150	Misc. Non-Operating Revenue	0	0	0	0	0	0	0	0	0	
	<b>RECYCLED OPERATING REVENUE</b>	<b>411,275</b>	<b>163,182</b>	<b>98,230</b>	<b>6,902</b>	<b>9,462</b>	<b>(66,259)</b>	<b>12,045</b>	<b>17,498</b>	<b>239,062</b>	<b>58.13%</b>
04-82001	Grants-EPA #XP989384-01	0	0	0	0	0	(7,852)	0	0	(7,852)	
04-89901	Facility Capacity Charges	0	0	5,467	0	0	0	0	0	5,467	
	<b>TOTAL RECYCLED REVENUE</b>	<b>411,275</b>	<b>163,182</b>	<b>103,697</b>	<b>6,902</b>	<b>9,462</b>	<b>(76,112)</b>	<b>12,045</b>	<b>17,498</b>	<b>236,676</b>	

### FY 2011 - Water Expenses

ACCOUNT#	DESCRIPTION	BUDGET	Qtr 1 Totals	Qtr 2 Totals	Jan '11	Feb '11	Mar '11	April '11	May '11	Year to Date	Percentage YTD
02-5-01-50010	Labor-Water Resources	644,500	149,337	153,983	45,041	41,842	44,634	43,774	39,471	517,982	80.37%
02-5-01-50011	Labor Credit	0	0	0	0	0	0	0	1,074	1,074	
02-5-01-50013	Benefits-Fica	52,000	12,101	12,292	3,731	3,478	3,693	3,659	3,309	42,263	81.27%
02-5-01-50014	Benefits-Life Insurance	3,420	804	725	256	256	256	256	255	2,807	82.08%
02-5-01-50016	Benefits-HealthDefrd Comp	90,720	25,765	24,256	8,882	8,337	13,492	3,819	8,195	92,746	102.23%
02-5-01-50017	Benefits-Disability Insurance	9,300	2,515	2,338	822	784	817	811	757	8,844	95.09%
02-5-01-50019	Benefits-Workers Compensation	34,000	2,797	11,756	3,481	981	3,481	3,500	3,500	29,496	86.75%
02-5-01-50021	Benefits-PERS	45,000	9,026	9,681	2,884	2,756	2,884	2,853	2,615	32,700	72.67%
02-5-01-50022	Benefits-PERS-Employer	78,500	16,432	17,597	5,243	5,009	5,243	5,186	4,754	59,463	75.75%
02-5-01-50023	Benefits-Uniforms	2,500	586	527	151	145	187	169	147	1,911	76.46%
02-5-01-50024	Benefits-Vacation & Sick Pay	3,600	1,231	2,188	475	413	611	554	339	5,811	161.41%
02-5-01-50025	Benefits-Boot Allowance	1,575	150	450	75	144	135	147	0	1,101	69.89%
02-5-01-51003	R&M - Structures	215,000	35,981	70,147	8,018	5,647	11,010	21,437	3,415	155,656	72.40%
02-5-01-51011	R&M - CLA Valves	15,000	104	639	0	0	0	0	0	743	4.96%
02-5-01-51140	General Supplies & Expenses	1,500	71	1,002	210	294	215	0	0	1,792	119.44%
02-5-01-51210	Utilities - Power Purchases	1,405,000	598,887	280,358	82,243	24,692	73,571	73,073	77,521	1,210,346	86.15%
02-5-01-51211	Utilities - Electricity & Fuel	4,000	1,253	1,003	361	73	271	326	331	3,618	90.45%
02-5-01-51316	Imported Water Purchases	800,000	336,432	249,432	34,703	0	26,569	43,777	40,000	730,913	91.36%
02-5-01-54019	Licenses & Permits	22,000	10,285	3,109	635	0	4,203	1,295	0	19,526	88.75%
02-5-01-54110	Laboratory Services	90,000	16,780	8,151	4,540	3,005	2,550	4,765	3,165	42,956	47.73%
02-5-01-57040	YVRWFF Operating Expense	700,000	137,721	124,531	60,747	39,651	19,790	47,384	46,266	476,091	68.01%
	<b>WATER RESOURCE TOTALS</b>	<b>4,217,615</b>	<b>1,358,259</b>	<b>974,067</b>	<b>262,497</b>	<b>137,506</b>	<b>213,612</b>	<b>256,785</b>	<b>235,112</b>	<b>3,437,838</b>	<b>81.51%</b>
02-5-03-50010	Labor-Public Works	827,730	183,113	225,452	63,137	62,895	62,859	61,325	60,959	719,740	86.95%
02-5-03-50011	Labor Credit	0	(10,725)	(1,884)	(8,909)	(2,299)	0	(2,812)	(786)	(27,415)	
02-5-03-50013	Benefits-Fica	67,500	14,841	18,234	5,181	5,147	5,129	5,086	5,005	58,623	86.85%
02-5-03-50014	Benefits-Life Insurance	5,750	1,270	1,270	426	426	426	426	425	4,668	81.19%
02-5-03-50016	Benefits-HealthDefrd Comp	138,240	40,108	44,756	15,802	15,374	25,717	4,803	15,589	162,148	117.29%
02-5-03-50017	Benefits-Disability Insurance	15,100	3,144	3,564	1,153	1,148	1,145	1,138	1,125	12,417	82.23%
02-5-03-50019	Benefits-Workers Compensation	34,000	2,849	12,688	3,800	1,300	3,800	4,062	4,223	32,722	96.24%
02-5-03-50021	Benefits-PERS	58,600	11,766	14,370	4,086	4,155	4,086	4,044	3,918	46,424	79.22%
02-5-03-50022	Benefits-PERS Employer	102,300	21,421	26,117	7,427	7,548	7,427	7,351	7,123	84,413	82.52%
02-5-03-50023	Benefits-Uniforms	4,900	1,942	1,118	359	360	475	407	394	5,054	103.13%
02-5-03-50024	Benefits-Vacation & Sick Pay	3,000	580	387	387	193	0	387	0	1,933	64.43%
02-5-03-50025	Benefits-Boot Allowance	2,400	431	742	430	0	150	0	150	1,902	79.26%
02-5-03-51001	R & M - Vehicles & Equipment	195,000	34,299	55,127	7,548	15,914	8,969	10,586	8,197	140,640	72.12%
02-5-03-51011	R&M - Valves	10,000	636	3,154	0	285	2,107	0	0	6,181	61.81%
02-5-03-51020	R&M - Pipelines	260,000	85,294	40,384	7,477	1,571	33,923	12,368	17,277	198,294	76.27%
02-5-03-51021	R&M - Service Lines	135,000	16,223	17,896	952	4,603	4,334	8,302	2,092	54,403	40.30%
02-5-03-51022	R&M - Fire Hydrants	25,000	261	4,178	1,033	0	20	266	0	5,758	23.03%
02-5-03-51030	R&M - Water Meters	130,000	17,867	6,594	1,455	1,317	3,863	4,812	3,169	39,077	30.06%
02-5-03-51092	Equipment Credits	0	(5,022)	(1,119)	(3,609)	(32)	0	(260)	(389)	(10,430)	
02-5-03-51140	General Supplies & Expenses	2,480	129	151	0	0	0	0	245	524	21.15%
	<b>PUBLIC WORKS TOTALS</b>	<b>2,017,000</b>	<b>420,427</b>	<b>473,180</b>	<b>108,132</b>	<b>119,903</b>	<b>164,429</b>	<b>122,289</b>	<b>128,717</b>	<b>1,537,077</b>	<b>76.21%</b>

### FY 2011 - Water Expenses

ACCOUNT#	DESCRIPTION	BUDGET	Qtr 1 Totals	Qtr 2 Totals	Jan '11	Feb '11	Mar '11	April '11	May '11	Year to Date	Percentage YTD
02-5-06-50010	Labor-Administration	702,850	152,297	185,718	47,651	47,933	47,885	47,876	47,877	577,238	82.13%
02-5-06-50011	Labor Credit	0	0	(1,316)			0	(202)	0	(1,518)	
02-5-06-50012	Director Fees	14,000	2,735	3,829	1,155	1,945	1,398	2,370	1,641	15,073	107.67%
02-5-06-50013	Benefits-Fica	56,200	11,800	13,610	4,155	4,231	4,176	4,207	4,175	46,354	82.48%
02-5-06-50014	Benefits-Life Insurance	4,250	947	895	291	291	291	291	291	3,297	77.58%
02-5-06-50016	Benefits-Health/Defrid Comp	152,100	34,572	36,547	11,987	11,987	18,441	5,461	12,138	131,131	86.21%
02-5-06-50017	Benefits-Disability Insurance	9,500	2,309	2,257	841	846	843	843	843	8,783	92.45%
02-5-06-50019	Benefits-Workers Compensation	25,700	1,447	7,394	1,800	800	1,800	1,800	1,800	16,841	65.53%
02-5-06-50021	Benefits-PERS	49,200	10,482	11,973	3,305	3,325	3,309	3,322	3,309	39,026	79.32%
02-5-06-50022	Benefits PERS Employer	85,800	19,078	21,772	6,008	6,050	6,016	6,039	6,016	70,980	82.73%
02-5-06-50023	Uniforms	1,500	402	359	110	114	144	114	115	1,356	90.43%
02-5-06-50024	Benefits-Vacation & Sick Pay	11,500	2,786	2,291	641	731	599	647	770	8,465	73.61%
02-5-06-50025	Benefits-Boots	1,500	281	222	0	0	450	0	150	1,103	73.53%
02-5-06-51003	R&M - Structures	15,000	4,853	3,774	1,263	552	871	1,163	5	12,480	83.20%
02-5-06-51091	Expense Credits (overhead)	0	(350)	(443)	(1,795)	(8)	0	(236)	(220)	(3,053)	
02-5-06-51120	Safety Equipment/Supplies	10,000	3,700	2,926	1,291	214	1,026	802	321	10,279	102.79%
02-5-06-51125	Petroleum Products	100,000	28,289	21,193	11,773	8,202	6,558	11,489	9,215	96,719	96.72%
02-5-06-51130	Office Supplies & Expenses	40,000	10,415	3,988	9,061	781	2,101	7,031	1,204	34,580	86.45%
02-5-06-51140	General Supplies & Expenses	30,000	4,972	5,348	4,345	1,353	1,384	3,797	748	21,945	73.15%
02-5-06-51199	Disaster Incidences		9,723	5,967	2,149	2,532	389	878	0	21,638	
02-5-06-51211	Utilities - Electricity	25,000	10,817	5,302	741	36	1,024	2,242	2,750	22,911	91.64%
02-5-06-51213	Utilities - Natural Gas	5,000	113	862	439	533	317	178	0	2,441	48.82%
02-5-06-54002	Dues & Subscriptions	20,000	102	592	4,499	3,939	451	447	0	10,030	50.15%
02-5-06-54005	Computer Expenses	150,000	18,205	13,181	1,995	13,373	4,860	863	8,921	61,398	40.93%
02-5-06-54010	Postage	7,500	170	145	2,022	109	110	200	142	2,896	38.61%
02-5-06-54011	Printing & Publications	20,000	5,941	81	109	0	0	0	316	6,447	32.23%
02-5-06-54012	Education & Training	30,000	11,876	6,844	348	286	3,133	288	454	23,230	77.43%
02-5-06-54013	Utility Billing Expenses	125,000	32,484	33,040	16,235	10,474	8,881	12,082	5,478	118,674	94.94%
02-5-06-54014	Public Relations	10,000	2,913	1,318	175	269	326	751	0	5,752	57.52%
02-5-06-54015	Rents & Leases	3,500	981	590	392	197	587	392	197	3,336	95.31%
02-5-06-54016	Travel Related Expenses	15,000	3,915	1,739	29	154	59	362	191	6,451	43.01%
02-5-06-54017	Certifications & Renewals	6,000	906	904	190	230	864	90	550	3,734	62.23%
02-5-06-54020	Meeting Related Expenses	4,000	1,136	1,160	228	638	385	211	463	4,220	105.49%
02-5-06-54021	Disaster Preparedness Training		178	250	0	0	0	0	0	585	
02-5-06-54024	Utilities - Waste Disposal	3,000	470	470	157	157	157	157	0	1,568	52.25%
02-5-06-54025	Utilities - Telephone	38,000	8,638	9,248	2,437	2,620	2,582	3,102	(683)	27,945	73.54%
02-5-06-54104	Contractual Services	80,000	26,289	9,496	11,431	842	2,360	4,589	1,214	56,222	70.28%
02-5-06-54107	Legal	60,000	6,700	10,301	1,541	2,860	4,723	2,196	0	28,322	47.20%
02-5-06-54108	Audit & Accounting	16,000	9,350	1,468	0	0	0	0	0	10,818	67.61%
02-5-06-54109	Professional Fees	160,000	29,648	33,445	8,570	8,218	7,692	12,645	2,500	102,719	64.20%
02-5-06-55500	Depreciation Reserves	689,976	174,994	174,994	58,331	58,331	58,331	58,331	58,331	641,644	91.67%
02-5-06-56001	Insurance	115,000	27,606	27,606	9,202	9,202	9,202	9,202	0	92,020	80.02%
02-5-06-57030	Regulatory Compliance	62,500	0	0	0	0	0	1,763	0	1,763	2.82%
02-5-06-57090	Election Related Expense	15,000	0	0	0	8,265	0	0	0	8,265	55.10%
02-5-06-57096	Beaumont Basin Watermaster	5,500	6,000	0	0	0	0	0	0	6,000	109.09%
02-5-06-57100	County Tax Collector Fees	7,500	13	2,957	441	163	103	31,198	158	35,034	467.11%
02-5-06-57199	Suspense	0	318	(318)	(11,965)	7,865	0	(6,791)	(9,734)	(20,625)	
	<b>ADMINISTRATION TOTALS</b>	<b>2,992,576</b>	<b>680,501</b>	<b>663,979</b>	<b>213,577</b>	<b>220,639</b>	<b>203,828</b>	<b>232,188</b>	<b>161,645</b>	<b>2,376,356</b>	<b>79.41%</b>

### FY 2011 - Water Expenses

ACCOUNT#	DESCRIPTION	BUDGET	Qtr 1 Totals	Qtr 2 Totals	Jan '11	Feb '11	Mar '11	April '11	May '11	Year to Date	Percentage YTD
02-5-40-57001	Asset Acq. - Water Resources	30,000	0	0	0	0	0	0	0	0	0.00%
02-5-40-57003	Asset Acq. - Public works	140,000	0	0	0	0	47,407	55,256	0	102,663	73.33%
02-5-40-57006	Asset Acq. - Administration	0	0	0	0	0	0	0	0	0	
02-5-40-57201	Debt Srv-Series 2004A Princ.(25009)	885,000	885,000	0	0	0	0	0	0	885,000	100.00%
02-5-40-57402	Interest-Long-Term Debt Bonds	2,046,219	1,031,406	0	0	1,014,813	0	0	0	2,046,219	100.00%
02-5-40-57806	Rate Stabilization Fund	75,000	0	0	0	0	0	0	0	0	0.00%
	<b>40 - Debt &amp; Capital Outlay</b>	<b>3,176,219</b>	<b>1,916,406</b>	<b>0</b>	<b>0</b>	<b>1,014,813</b>	<b>0</b>	<b>0</b>	<b>0</b>	<b>2,931,219</b>	<b>92.29%</b>
	<b>TOTAL WATER EXPENSES</b>	<b>12,403,410</b>	<b>4,375,593</b>	<b>2,111,225</b>	<b>584,206</b>	<b>478,048</b>	<b>1,596,681</b>	<b>611,261</b>	<b>525,475</b>	<b>10,282,490</b>	<b>82.90%</b>

### FY 2011 - Sewer Expenses

ACCOUNT#	DESCRIPTION	BUDGET	Qtr 1 Totals	Qtr 2 Totals	Jan '11	Feb '11	Mar '11	April '11	May '11	Year to Date	Percentage YTD
03-5-02-50010	Labor-VW Treatment	747,000	171,720	218,174	61,882	61,787	63,140	61,910	61,890	700,503	93.78%
03-5-02-50013	Benefits-Fica	62,900	14,298	17,937	5,228	5,206	5,309	5,178	5,186	58,242	92.60%
03-5-02-50014	Benefits-Life Insurance	4,150	974	980	341	341	341	341	340	3,656	88.11%
03-5-02-50016	Benefits-Health\Defrd Comp	135,800	31,938	35,742	12,441	12,005	18,323	5,796	12,875	129,119	95.08%
03-5-02-50017	Benefits-Disability Insurance	12,800	2,996	3,349	1,141	1,137	1,153	1,133	1,134	12,043	94.09%
03-5-02-50019	Benefits-Workers Compensation	31,475	2,647	11,756	3,481	981	3,481	3,500	3,500	29,346	93.24%
03-5-02-50021	Benefits-PERS	52,300	11,747	14,025	4,118	4,175	4,118	4,118	4,118	46,419	88.76%
03-5-02-50022	Benefits-PERS Employer	91,300	21,385	25,492	7,486	7,586	7,486	7,486	7,486	84,407	92.45%
03-5-02-50023	Benefits-Uniforms	3,300	971	876	273	295	360	294	291	3,359	101.79%
03-5-02-50024	Benefits-Vacation & Sick Pay	6,400	1,152	1,503	390	198	395	123	254	4,014	62.72%
03-5-02-50025	Benefits-Boot Allowance	1,725	0	375	75	0	0	0	0	450	26.09%
03-5-02-51003	R&M - Structures	200,000	55,497	46,983	(146)	20,999	17,637	21,440	18,172	180,582	90.29%
03-5-02-51010	R&M - Automation Control	50,000	9,907	20,873	4,953	3,797	9,928	5,625	10,049	65,133	130.27%
03-5-02-51106	Chemicals	500,000	129,404	142,535	64,091	31,298	57,264	36,899	25,456	486,947	97.39%
03-5-02-51111	Propane	10,000	0	1,769	0	0	0	0	0	1,769	17.69%
03-5-02-51115	Laboratory Supplies	32,000	6,963	7,175	127	2,039	2,814	1,519	802	21,440	67.00%
03-5-02-51140	General Supplies & Expenses	1,000	141	581	0	0	0	0	0	723	72.26%
03-5-02-51210	Utilities - Power Purchases	675,000	230,674	153,542	53,098	23,275	50,138	47,702	51,754	610,183	90.40%
03-5-02-54110	Laboratory Services	115,000	27,083	23,950	11,506	13,423	8,437	5,950	7,151	97,501	84.78%
03-5-02-57031	Sludge Disposal	280,000	74,535	72,868	23,404	20,912	36,232	9,434	0	237,384	84.78%
03-5-02-57033	Brine Disposal	26,000	8,130	8,130	0	0	0	0	0	16,260	62.54%
	<b>TREATMENT TOTALS</b>	<b>3,038,150</b>	<b>802,161</b>	<b>808,515</b>	<b>253,888</b>	<b>209,454</b>	<b>286,558</b>	<b>218,446</b>	<b>210,458</b>	<b>2,789,481</b>	<b>91.82%</b>

### FY 2011 Sewer Expenses

ACCOUNT#	DESCRIPTION	BUDGET	Qtr 1 Totals	Qtr 2 Totals	Jan '11	Feb '11	Mar '11	April '11	May '11	Year to Date	Percentage YTD
03-5-06-50010	Labor-Administration	655,050	139,587	173,008	44,020	44,302	44,254	44,244	44,246	533,661	81.47%
03-5-06-50012	Directors Fees	15,000	2,735	3,829	1,155	1,945	1,398	2,370	1,641	15,073	100.49%
03-5-06-50013	Benefits-Fica	59,500	10,769	12,587	3,862	3,938	3,883	3,913	3,881	42,834	71.99%
03-5-06-50014	Benefits-Life Insurance	4,200	951	896	291	291	291	291	291	3,305	78.69%
03-5-06-50016	Benefits-Health/Defrd Comp	155,400	34,026	37,460	11,838	11,838	18,292	5,304	11,978	130,737	84.13%
03-5-06-50017	Benefits-Disability Insurance	10,600	2,162	2,156	795	800	797	797	798	8,305	78.35%
03-5-06-50019	Benefits-Workers Compensation	22,000	2,147	9,794	3,001	1,800	3,000	3,200	3,200	26,141	118.82%
03-5-06-50021	Benefits-PERS	48,300	9,743	11,084	3,051	3,070	3,055	3,068	3,055	36,127	74.80%
03-5-06-50022	Benefits-PERS Employer	83,900	17,735	20,155	5,546	5,588	5,554	5,577	5,554	65,709	78.32%
03-5-06-50023	Benefits-Uniforms	1,000	223	253	81	81	106	92	81	917	91.68%
03-5-06-50024	Benefits-Vacation & Sick Pay	11,500	2,787	2,291	641	731	599	647	770	8,465	73.61%
03-5-06-50025	Benefits-Boot Allowance	1,400	0	0	0	0	0	0	0	0	0.00%
03-5-06-51120	Safety Equipment/Supplies	7,500	542	1,162	319	1,000	1,031	1,642	1,000	3,182	42.42%
03-5-06-51125	Petroleum Products	15,000	7,102	3,000	1,000	1,000	1,000	1,642	1,000	15,744	104.96%
03-5-06-51130	Office Supplies	6,000	370	480	0	0	0	63	0	913	15.22%
03-5-06-51140	General Supplies & Expenses	7,500	1,736	4,006	3,245	0	0	3,266	0	12,253	163.37%
03-5-06-51199	Disaster Incidences	0	0	1,028	10,333	10,619	0	0	0	21,981	
03-5-06-54002	Dues & Subscriptions	10,000	618	1,060	5,183	792	0	447	660	8,760	87.60%
03-5-06-54003	Management & Admin Services	593,310	148,328	148,328	49,443	49,443	49,443	49,443	49,443	543,868	91.67%
03-5-06-54005	Computer Expenses	45,000	16,661	11,504	4,071	14,577	4,158	(515)	13,089	63,544	141.21%
03-5-06-54011	Printing & Publications	4,000	6,379	81	170	0	0	0	215	6,844	171.11%
03-5-06-54012	Education & Training	20,000	4,140	3,309	262	2,155	220	735	934	11,755	58.77%
03-5-06-54014	Public Relations	10,000	2,400	961	0	269	326	751	0	4,706	47.06%
03-5-06-54016	Travel Related Expenses	10,000	743	2,296	23	154	2,408	1,362	19	7,025	70.25%
03-5-06-54017	Certifications & Renewals	5,500	656	599	854	0	0	0	230	2,339	42.52%
03-5-06-54019	Licenses & Permits	40,000	5,923	36,269	0	402	0	0	0	42,594	106.48%
03-5-06-54020	Meeting Related Expenses	1,000	859	942	146	551	162	139	119	2,919	291.90%
03-5-06-54021	Disaster Preparedness Training	0	172	250	0	0	0	0	0	422	
03-5-06-54024	Utilities - Waste Disposal	10,000	2,802	5,024	934	934	934	934	0	11,561	115.61%
03-5-06-54025	Utilities - Telephone	17,000	3,422	5,288	1,469	1,544	1,588	1,531	606	15,448	90.87%
03-5-06-54030	Drinking Water	1,000	301	154	63	119	70	119	49	875	87.50%
03-5-06-54104	Contractual Services	25,000	14,263	3,787	5,182	1,301	1,607	1,098	437	27,674	110.69%
03-5-06-54107	Legal	45,000	8,780	10,074	1,235	3,478	6,640	1,840	0	32,047	71.22%
03-5-06-54108	Audit & Accounting	14,000	9,350	1,468	0	0	0	0	0	10,818	77.27%
03-5-06-54109	Professional Fees	300,000	95,017	77,803	38,777	26,203	10,943	34,433	2,500	285,675	95.22%
03-5-06-55500	Depreciation Reserves	1,191,120	297,780	297,780	99,260	99,260	99,260	99,260	99,260	1,091,860	91.67%
03-5-06-56001	Insurance	115,000	27,606	27,606	9,202	9,202	9,202	9,202	9,202	101,222	88.02%
03-5-06-57030	Regulatory Compliance	65,000	61,593	0	0	0	0	0	0	61,593	94.76%
03-5-06-57050	Uncollectible Accounts	0	0	0	0	0	0	0	0	0	
03-5-06-57100	County Tax Collection Fees	250	49	0	0	0	0	0	0	49	19.60%
	<b>ADMINISTRATION TOTALS</b>	<b>3,626,030</b>	<b>940,456</b>	<b>917,770</b>	<b>305,451</b>	<b>296,388</b>	<b>270,221</b>	<b>275,273</b>	<b>253,385</b>	<b>3,258,942</b>	<b>89.89%</b>

### FY 2011 - Sewer Expenses

ACCOUNT#	DESCRIPTION	BUDGET	Qtr 1 Totals	Qtr 2 Totals	Jan '11	Feb '11	Mar '11	April '11	May '11	Year to Date	Percentage YTD
03-5-07-50010	Labor-Environmental Control	217,740	50,040	57,930	15,131	14,792	14,951	14,362	14,508	181,714	83.45%
03-5-07-50011	Labor Credit	0	0	0	0	0	0	0	1,074	1,074	
03-5-07-50013	Benefits-Fica	20,100	3,996	4,554	1,178	1,152	1,165	1,123	1,135	14,303	71.16%
03-5-07-50014	Benefits-Life Insurance	1,625	338	310	85	85	85	85	85	1,075	66.17%
03-5-07-50016	Benefits-Health\Defrd Comp	50,100	11,540	11,668	3,318	3,318	6,462	280	3,423	40,009	79.86%
03-5-07-50017	Benefits-Disability Insurance	4,025	840	912	257	253	254	248	250	3,013	74.87%
03-5-07-50019	Benefits-Workers Compensation	7,350	897	7,794	2,000	1,200	2,000	2,000	2,000	17,891	243.41%
03-5-07-50021	Benefits-PERS	15,200	3,110	3,576	870	884	870	870	870	11,050	72.69%
03-5-07-50022	Benefits-PERS Employer	26,500	5,662	6,499	1,581	1,606	1,581	1,581	1,581	20,092	75.82%
03-5-07-50023	Benefits-Uniforms	1,200	323	281	88	66	129	99	109	1,096	91.30%
03-5-07-50024	Benefits-Vacation & Sick Pay	0	0	0	0	0	0	0	0	0	
03-5-07-50025	Benefits-Boot Allowance	600	0	150	0	0	150	0	0	300	50.00%
03-5-07-51003	R&M - Structures	300,000	53,362	30,374	29,780	50,300	29,781	10,296	25,128	229,020	76.34%
03-5-07-51140	General Supplies & Expenses	1,000	250	0	0	0	0	0	52	302	30.20%
03-5-07-51241	Lift Station #1	70,000	32,579	21,458	3,910	1,155	3,163	2,861	3,023	68,149	97.36%
03-5-07-51242	Lift Station #2	11,000	2,948	2,125	807	907	1,454	782	730	9,753	88.67%
03-5-07-51243	Lift Station #3	5,000	1,073	1,268	757	611	188	1,238	182	5,317	106.35%
03-5-07-51244	Lift Station #4	12,500	12,381	2,412	2,266	993	0	1,043	2,096	21,189	169.51%
03-5-07-51245	Lift Station #5	3,000	358	235	295	1,797	114	113	677	3,589	119.63%
03-5-07-51248	Lift Station #8	2,500	309	289	265	662	96	97	41	1,758	70.33%
03-5-07-54109	Professional Fees	35,000	9,243	10,181	6,601	1,623	3,786	0	1,922	33,355	95.30%
03-5-07-54110	Laboratory Services	2,500	0	0	771	303	0	0	0	1,074	42.96%
<b>ENVIRONMENTAL CONTROL TOTAL</b>		<b>786,940</b>	<b>189,249</b>	<b>162,014</b>	<b>69,959</b>	<b>81,707</b>	<b>66,229</b>	<b>37,078</b>	<b>58,887</b>	<b>665,124</b>	<b>84.52%</b>
03-5-40-57002	Asset Acq. - Treatment		0	6,038	0	0	0	0	0	6,038	
03-5-40-57006	Asset Acq. - Administration		0	0	0	0	0	0	0	0	
03-5-40-57007	Asset Acq. - Environmental Control		0	0	0	0	0	0	0	0	
03-5-40-57009	Plant Support (03-13105 Sari Line)	19,710	0	0	0	0	0	0	0	0	0.00%
03-5-40-57202	Debt Service - Principal	1,863,070	1,863,069	0	0	0	0	0	0	1,863,069	100.00%
03-5-40-57403	Debt Service - Interest	1,060,600	1,060,600	0	0	0	0	0	0	1,060,600	100.00%
	<b>Debt &amp; Capital Outlay</b>	<b>2,943,380</b>	<b>2,923,669</b>	<b>6,038</b>	<b>0</b>	<b>0</b>	<b>0</b>	<b>0</b>	<b>0</b>	<b>2,929,707</b>	<b>99.54%</b>
<b>TOTAL SEWER EXPENSES</b>		<b>10,394,500</b>	<b>4,855,534</b>	<b>1,894,337</b>	<b>629,299</b>	<b>587,549</b>	<b>623,007</b>	<b>530,797</b>	<b>522,730</b>	<b>9,643,254</b>	<b>92.77%</b>

### FY 2011 - Recycled Expenses

ACCOUNT#	Description	BUDGET	Qtr 1 Totals	Qtr 2 Totals	Jan '11	Feb '11	Mar '11	April '11	May '11	Year to Date	Percentage YTD
04-5-06-50010	Labor-Recycled Water	81,500	17,877	23,279	6,208	6,208	37,580	0	0	91,151	111.84%
04-5-06-50012	Director Fees	0	0	0	0	0	0	0	0	0	0
04-5-06-50013	Benefits-FICA	5,975	1,599	2,051	554	554	2,844	0	0	7,602	127.22%
04-5-06-50014	Benefits-Life Insurance	335	85	85	28	28	30	(30)	0	226	67.43%
04-5-06-50016	Benefits-Health & Def Comp	17,145	4,622	5,136	1,606	1,606	675	58	370	14,074	82.09%
04-5-06-50017	Benefits-Disability Insurance	1,030	316	360	116	116	475	(29)	0	1,354	131.46%
04-5-06-50019	Benefits-Workers Compensation	2,240	247	1,500	500	5	500	0	0	2,752	122.86%
04-5-06-50021	Benefits-PERS Employee	5,265	1,258	1,521	435	435	130	0	0	3,778	71.76%
04-5-06-50022	Benefits-PERS Employer	9,180	2,290	2,765	790	790	237	0	0	6,872	74.86%
04-5-06-50023	Benefits-Uniforms	280	0	0	0	0	0	0	0	0	0.00%
04-5-06-50024	Benefits-Vacation & Sick Pay	1,400	543	543	155	155	0	0	0	1,397	99.77%
04-5-06-50025	Benefits-Boots	150	0	0	0	0	0	0	0	0	0.00%
04-5-06-51003	R & M-Structures	8,500	400	40,026	(15,591)	0	0	46	0	24,880	292.71%
04-5-06-51020	R & M-Pipelines	0	46	0	0	0	0	98	0	143	
04-5-06-51021	R & M-Service Lines	0	0	0	0	0	0	0	0	0	
04-5-06-51022	R & M-Fire Hydrants	1,000	(14)	0	0	0	0	0	0	(14)	-1.35%
04-5-06-51030	R & M-Meters	250	0	0	0	0	0	0	0	0	0.00%
04-5-06-51140	General Supplies & Expenses	150	57	0	0	0	0	0	0	57	38.04%
04-5-06-51316	Imported Water Purchases	140,000	72,241	25,572	6,509	0	6,409	8,778	7,000	126,509	90.36%
04-5-06-54002	Dues & Subscriptions	1,500	0	0	733	0	0	3,041	0	3,774	251.59%
04-5-06-54005	Computer Expense	2,000	1,167	0	0	0	0	0	0	1,167	58.33%
04-5-06-54011	Printing & Publications	75	0	0	0	0	0	0	0	0	0.00%
04-5-06-54012	Education & Training	2,500	108	0	0	0	0	0	0	108	4.33%
04-5-06-54014	Public Relations	2,000	2,058	666	0	269	326	500	0	3,818	190.92%
04-5-06-54016	Travel Related Expenses	1,500	0	0	0	0	0	95	0	95	6.33%
04-5-06-54019	Licenses & Permits	0	0	0	1,984	0	0	0	0	1,984	
04-5-06-54020	Meeting Related Expenses	0	325	16	62	137	0	0	0	540	
04-5-06-54025	Telephone	600	166	168	52	55	55	55	0	551	91.84%
04-5-06-54010	Contractual Services	2,400	0	25	1,605	0	0	0	0	1,630	67.91%
04-5-06-54107	Legal	0	23,514	22,726	27,046	1,150	3,927	325	0	78,688	
04-5-06-54109	Professional Fees	10,000	0	0	0	0	0	0	0	0	0.00%
04-5-06-54110	Laboratory Services	0	0	0	30	0	0	0	0	30	
04-5-06-55500	Depreciation	114,300	28,575	28,575	9,525	9,525	9,525	9,525	9,525	104,775	91.67%
04-5-06-57030	Regulatory Compliance	0	0	0	0	0	0	0	0	0	
04-5-06-57040	Environmental Compliance	0	0	0	0	0	0	0	0	0	
04-5-06-57099	Prior Year Exp (YVA)	0	0	0	0	0	259,575	7,090	0	266,665	
	<b>TOTAL RECYCLED EXPENSES</b>	<b>411,275</b>	<b>157,479</b>	<b>155,012</b>	<b>42,347</b>	<b>21,034</b>	<b>322,289</b>	<b>29,550</b>	<b>16,895</b>	<b>744,606</b>	<b>181.05%</b>



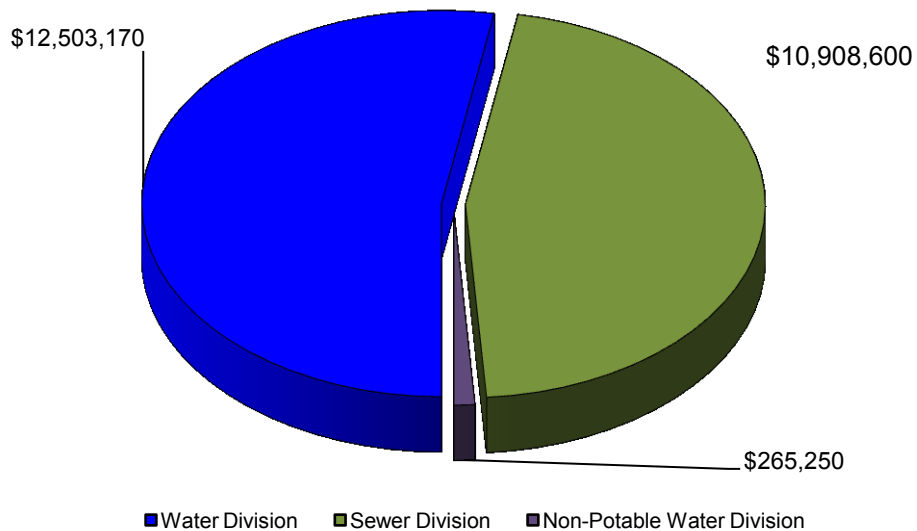
**Date:** June 15, 2011 **Job:** Not Applicable  
**Prepared By:** Joseph Zoba, General Manager **G/L:** Not Applicable  
**Subject:** Operating Budget and Capital Improvement Plan for Fiscal Year 2012  
**Recommendation:** That the Board adopts the Fiscal Year 2012 Operating Budget and Capital Improvement Plan.

The Fiscal Year 2012 Operating and Capital Improvement Budget has been developed based on projections of a sluggish economy which is expected to result in little new development coupled with inflated operational costs. These economic projections require the District to focus on the essential operational duties and maintenance tasks while also completing a series of regulatory driven capital improvement projects related to salinity management.

The attached balanced budget provides for quality water, sewer and recycled water services while effectively and efficiently utilizing our available resources. The fiscally conservative approach to this budget will allow the District to continue as a leader in our industry while acknowledging our customer’s needs and the overall condition of the economy.

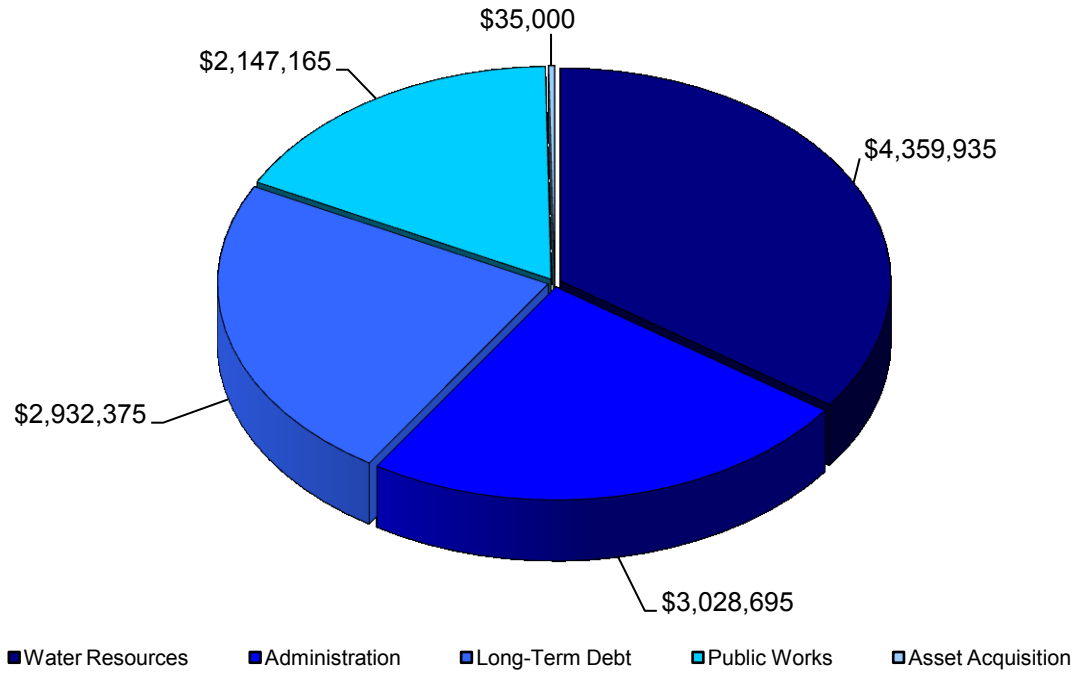
The District staff has prepared the operating budget for Fiscal Year 2012. Excluding capital improvement projects, the proposed balanced budget involves total operational costs of \$23,677,020 divided between three enterprise funds: water division, sewer division and the recycled water division.

**Total Fund Breakdown by Division**

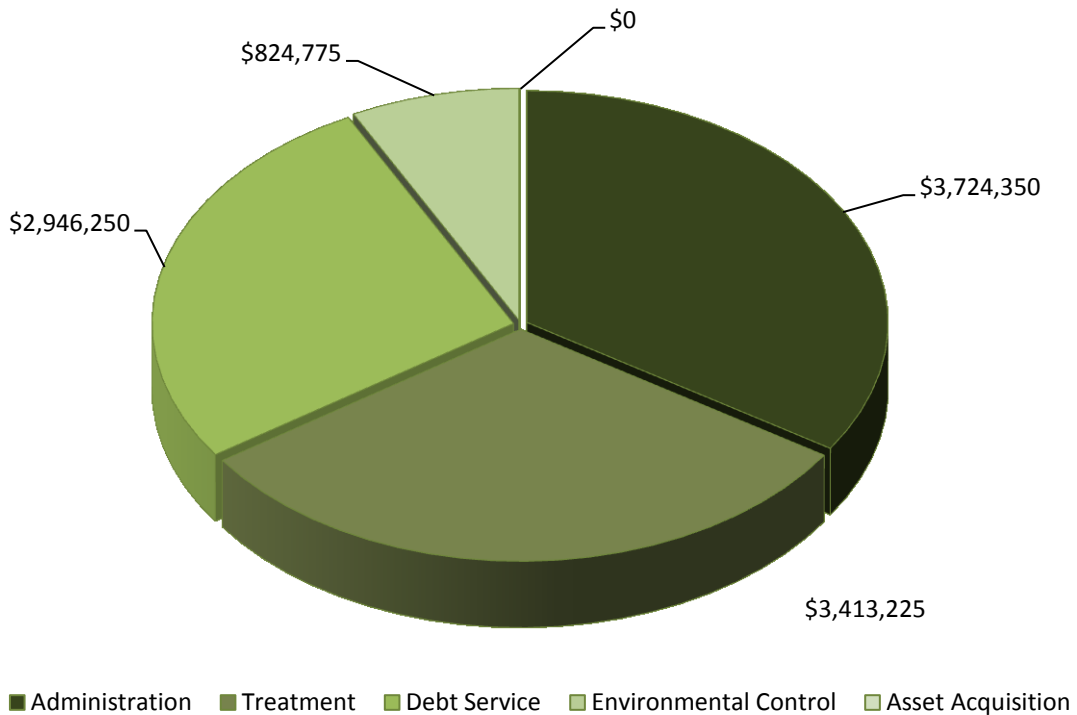


The departmental expenses for each of the enterprise funds are provided below:

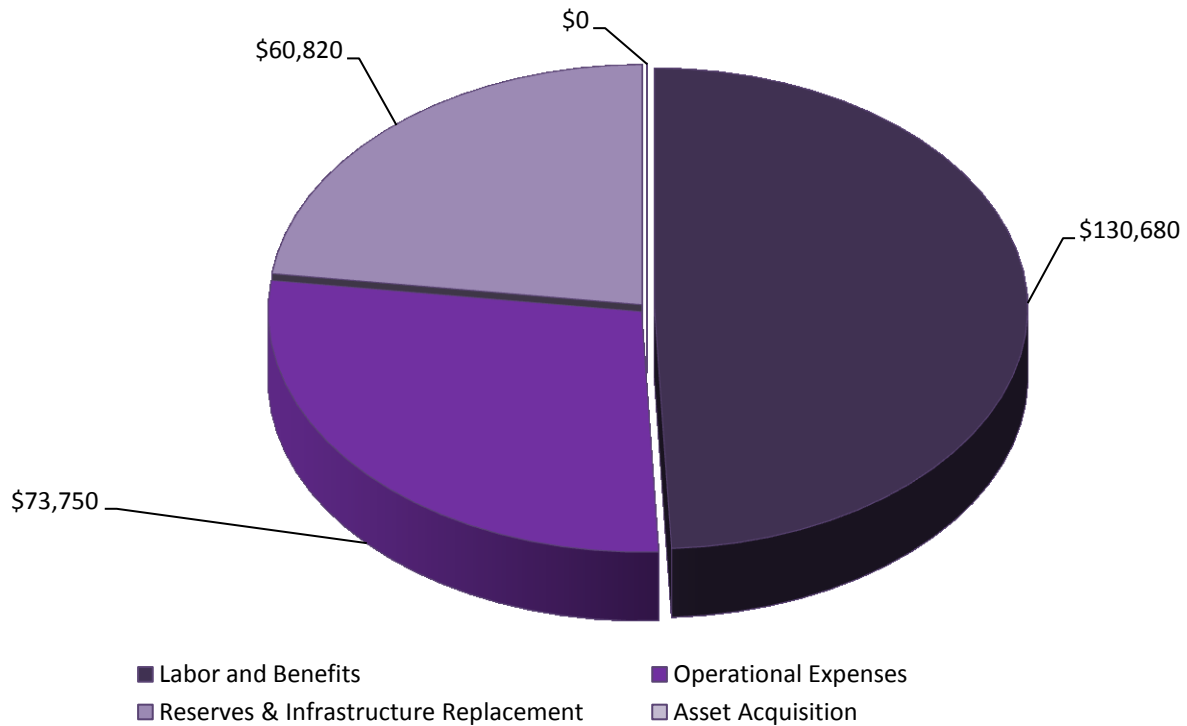
### Water Division Expenditures



### Sewer Division Expenditures



### Non-Potable Water Division Expenditures



A digital copy of the draft budget is available online at the District's [website](#).

Following the adoption of the budget, the District staff will assemble and distribute a final copy of the budget based on comments received during the series of budget workshops conducted on May 24, 2011, May 25, 2011 and June 7, 2011.



**Date:** June 15, 2011 **Job:** Not Applicable

**Prepared By:** Jack Nelson, Assistant General Manager **G/L:** Not Applicable

**Subject:** Claim for Damages Related to a Residential Water Leak

**Recommendation:** That the Board denies the claim from Marianne Hamilton for \$200.

---

On April 5, 2011, the District received a claim from Marianne Hamilton requesting that the District forgive a balance of \$200 owing for water charges resulting from a water leak on her property occurring during the months of July, August, and September 2010. The claim states the leak was apparently flowing through a gopher hole to neighbor's property and was under vegetation and thus was not detectable.

The cost of the water resulting from the leak was approximately \$3,800. A discount on the bill was requested in October 2010 and a onetime credit was made. Ms. Hamilton made a series of payments, reducing the bill to approximately \$200 when a claim was submitted to the District requesting the forgiveness of \$200 balance due to financial hardship. The customer has continued to make payments for additional water used during this time.

District staff has previously made a onetime adjustment to the invoice per standard District practice. It is also noted that the leak occurred over a three month period and should have been noted due to higher water usage on the monthly water bill, which may have resulted in catching the leak in a much shorter time.

District staff recommends denial of the claim.

Financial Considerations:

Denial of the claim will result in no financial impact to the Yucaipa Valley Water District.

Attachments



# Yucaipa Valley Water District

12770 Second Street • P.O. Box 458 • Yucaipa, CA 92399 • (714) 797-5117

RECEIVED

APR 05 2011

## CLAIM FOR DAMAGES TO PERSON OR PROPERTY

YUCAIPA VALLEY  
WATER DISTRICT

### INSTRUCTIONS

1. Claims for death, injury to person or to personal property must be filed not later than six months after the occurrence. (Gov. Code Sec. 911.2)
2. Claims for damages relating to any other cause of action must be filed not later than 1 year after the occurrence. (Gov. Code Sec. 911.2)
3. Read entire claim before filing.
4. See Page 2 for diagram upon which to locate place of accident.
5. This claim form must be signed on page 2 at bottom.
6. Attach separate sheets, if necessary, to give full details. SIGN EACH SHEET.
7. Claim must be filed with Board Secretary.

Name of Claimant

Margianne Hamilton Yucaipa Ca.

Home Address of Claimant

City and State

909-222-7418

SAME

Home Telephone Number

Business Telephone Number

36967 Lanfranc Rd /

Yucaipa Ca. 92399

Business Address of Claimant

City and State

36967 Lanfranc Rd, Yucaipa Ca. 92399  
Give address to which you desire notices or communications to be sent regarding this claim:

Summer 2010  
When did DAMAGE or INJURY occur?

July  
Date: Aug/Spt: 2010

Time:

How did DAMAGE or INJURY occur? Give full particulars.

main line leak ~~been~~ undetected for several months - the leak was 5' under ground and was filling into gopher holes and traveling in to the neighbors yards under ground

Where did DAMAGE or INJURY occur? Describe fully, and locate on diagram on reverse side of this sheet. Where appropriate, give street names and addresses and measurements from landmarks:

and was pooling under vegetation ground cover and was undetectable.

What particular ACT or OMISSION do you claim caused the injury or damage? Give names of District employees causing the injury or damage, if known:

Damage was caused because the water pressure to main line was over 200

What DAMAGE or INJURIES do you claim resulted? Give full extent of injuries or damages claimed:

Water bill was extravagant due to leak - I have paid for nearly one year and need assistance and reduction to

What AMOUNT do you claim on account of each item of injury or damage as of the date of presentation of this claim, giving basis of computation:

fixing the problem cost over \$1,000

to put on heavy duty regulator and have bill to

Give ESTIMATED AMOUNT as far as known, that you claim on account of each item of prospective injury or damage, giving basis of computation:

\$3,800 - balance to \$2,800 water bill

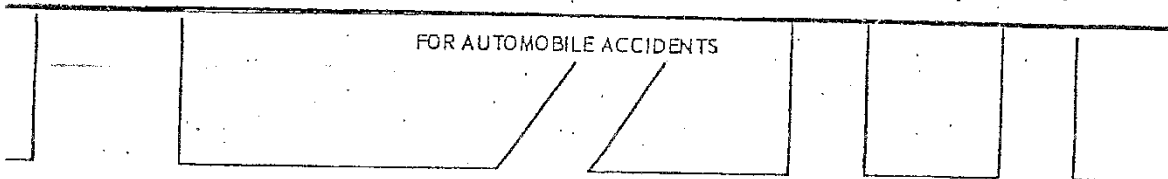
is paid down to \$1,200 - please forgive balance.

Name and address of Witnesses, Doctors and Hospitals

READ CAREFULLY

For all accident claims place on following diagram names of streets, including North, East, South, and West: indicate place of accident by "X" and by showing house numbers of distances to street corners. If District Vehicle was involved, designate by letter "A" location of District vehicle when you first saw it, and by "B" location of yourself or your vehicle when you first saw District vehicle: location of District vehicle at time of accident by "A-1" and location of yourself or your vehicle at the time of the accident by "B-1" and the point of impact by "X".

NOTE: If diagrams below do not fit the situation, attach hereto a proper diagram signed by claimant.



Signature of Claimant or person filing on his behalf giving relationship to Claimant: \_\_\_\_\_ Typed Name \_\_\_\_\_ Date \_\_\_\_\_

NOTE: Presentation of a false claim is a felony (Cal. Pen. Code Sec. 72) CLAIMS MUST BE FILED WITH BOARD SECRETARY



**Date:** June 15, 2011 **Job:** Not Applicable  
**Prepared By:** Jack Nelson, Assistant General Manager **G/L:** 54001.26 & 3.6  
**Subject:** Purchase of Insurance from the Rural Special District Insurance Services

**Recommendation:** That the Board authorizes the General Manager to secure property liability, and automobile insurance coverage and equipment breakdown coverage from the Rural Special District Insurance Services for a sum not to exceed 223,770.

---

The Yucaipa Valley Water District's current property, liability, automobile, and equipment breakdown insurance coverage expires on June 30, 2011. The Yucaipa Valley Water District utilizes the Rural Special Districts Custom Insurance Program which is administered through Glatfelter Insurance Services. The program provides property and casualty coverage underwritten by American Alternative Insurance Co. and equipment breakdown coverage underwritten by Hartford Steam Boiler Inspection and Insurance Company.

The District has obtained pricing of \$192,576 for the property liability and automobile coverage (an increase of \$1,706 from the current premium) and a cost of \$31,194 for the equipment breakdown coverage (an increase of \$1,217 from the current premium) for a total annual cost for fiscal year 2012 of \$223,770. The overall increase of \$2,923 from the current premium is a result of two new vehicles added to the policy and an adjustment in the District's property value from \$94.47 million to \$100 million.

The policy coverage and costs were presented at the Board Workshop on Tuesday, June 7<sup>th</sup> for review, comment, and recommendation.

#### Financial Consideration

The cost for property, liability, and automobile insurance will be equally split between the water and wastewater operating budget for Fiscal Year 2012.



**AN INSURANCE PROPOSAL  
PREPARED FOR:**

**YUCAIPA VALLEY WATER DISTRICT**

**EFFECTIVE DATE: 7/1/2011**

**PRESENTED BY:** INLAND COUNTIES INSURANCE SERVICES INC  
P.O. BOX 1358  
BANNING, CA 92220

**DATE:** May 20, 2011

**MAILING ADDRESS:** Glatfelter Public Practice  
P.O. Box 2726  
York, PA 17405

**TELEPHONE:** (888) 477-3007

**FACSIMILE:** (888) 477-7005

**ADMINISTERED BY:** Glatfelter Underwriting Services, Inc.  
a/k/a Glatfelter Insurance Services in CA, MN, NV, TN and UT  
and Glatfelter Brokerage Services in NY

**This proposal is valid until the proposed effective date.**

## YUCAIPA VALLEY WATER DISTRICT

**Glatfelter Public Practice**, a division of Glatfelter Insurance Group, is the nation's premier public entity program manager for the following classes: municipalities; public and private schools; and water and sewer districts. We are recognized as the industry leader in our target markets. Glatfelter Public Practice's mission statement is simple: we strive to provide our customers with innovative and stable products, prompt and considerate claims handling, attentive and personal service, pricing equity, and carrier security. Our commitment to customer service is evidenced by our high retention ratio and portfolio growth. Glatfelter Public Practice's services include program underwriting, policy administration, product and program management, loss control, claims administration, licensing, compliance, and actuarial services. We distribute our products through a national network of independent brokers and believe this partnership is responsible for the distinct competitive advantage we enjoy in our target market.

Glatfelter Public Practice offers a broad portfolio of coverages including:

- Property (including Equipment Breakdown)
- Inland Marine
- Crime
- General Liability
- Law Enforcement Activity Liability
- Public Officials & Management Liability (including Employment Practices Liability)
- Auto
- Excess Liability

Please contact your insurance representative if you are interested in modifying your proposal to include one or more of these available coverages.

Agency License OB17046

**Glatfelter Insurance Group** is one of the top 25 privately owned insurance brokers in the U.S., providing property, casualty, life, accident and health insurance products and financial services to individuals, businesses and organizations. In addition to Glatfelter Public Practice, Glatfelter Insurance Group manages several specialty programs which include emergency services, public and private schools, hospice and home health care agencies, and car washes. Our unique culture, operating structure, and strong market relationships enable us to offer an impressive portfolio of value added products and services designed to help our clients manage risk. With more than 500 associates and seven satellite offices, Glatfelter Insurance Group serves the insurance and risk management needs of over 25,000 clients throughout the United States and Canada.

YUCAIPA VALLEY WATER DISTRICT

## TABLE OF CONTENTS

### YOUR INSURANCE PROPOSAL:

PROPERTY .....	5
INLAND MARINE .....	14
CRIME .....	18
GENERAL LIABILITY .....	19
PUBLIC OFFICIALS AND MANAGEMENT LIABILITY .....	22
AUTO .....	24
EXCESS LIABILITY .....	27
EXCESS LIABILITY - Optional Version .....	27
PREMIUM SUMMARY .....	28
PROPOSAL NOTES .....	29

YUCAIPA VALLEY WATER DISTRICT

## **YOUR INSURANCE PROPOSAL**

This proposal is prepared from information supplied to Glatfelter Public Practice on the application submitted by your insurance representative.

This proposal may or may not contain all terms requested on the application. Proposed coverages are provided by the Glatfelter Public Practice insurance policy forms and are subject to the terms, exclusions, conditions and limitations of those policy forms. Actual policies should be reviewed for specific details. Your insurance representative can provide specimen policies upon request.

Your exposure to loss changes over time. Keep your insurance representative informed of any changes, so your coverage can be updated. We strongly recommend frequent reviews of your operations and Glatfelter Public Practice coverage with your insurance representative.

The proposed Property and Casualty coverage is underwritten by American Alternative Insurance Corporation (A.M. Best #11574). American Alternative Insurance Corporation is rated A+ (Superior) in Financial Size Category XV by A.M. Best Company.

YUCAIPA VALLEY WATER DISTRICT

## PROPERTY

This coverage contains the following four sections:

- **Coverage A. Real Property** protects you for direct physical loss or damage to your buildings and structures at a premises shown on the schedule in this proposal caused by or resulting from a covered cause of loss. Pays up to the limit shown on the schedule in this proposal in any one occurrence.
- **Coverage B. Personal Property** protects you for direct physical loss or damage to your contents at a premises shown on the schedule in this proposal caused by or resulting from a covered cause of loss. Pays up to the limit shown on the schedule in this proposal in any one occurrence.
- **Coverage C. Loss of Income** protects your loss of income if your operations are interrupted because of a covered loss to your buildings or contents. Covers the loss of income you sustain during the period of restoration. Pays up to the limit shown on the schedule in this proposal in any one occurrence.
- **Coverage D. Extra Expense** protects you from extra expense you incur if your operations are interrupted because of a covered loss to your buildings or contents, provided the extra expense is necessary to minimize your down-time and continue operations. Covers the extra expense (over and above normal operating expenses) incurred during the period of restoration. Pays up to the limit shown on the schedule in this proposal in any one occurrence.

Glatfelter Public Practice insures property against *any* cause of direct physical loss or damage unless the cause of loss is specifically excluded. Notable exclusions to coverage include, but are not limited to, war, nuclear activity, earthquake or flood, and asbestos. Please refer to the actual Property Coverage Part for a complete description of coverage, exclusions, and conditions.

Earthquake Coverage or Flood Coverage is optional for eligible locations.

A deductible applies to all property coverage.

### Valuation

Glatfelter Public Practice insures property on a **Replacement Cost (RC)** basis unless indicated otherwise. If indicated on the Schedule of Property Limits, property coverage on designated premises may be provided on an **Actual Cash Value (ACV)** or **Functional Replacement Cost (FRC)** basis. Descriptions are:

- **Replacement Cost** pays to replace your property, without deduction for depreciation, but is subject to the limit on the policy.
- **Actual Cash Value** pays the cost to replace your property, subject to depreciation and subject to the limit on the policy.
- **Functional Replacement Cost** pays to replace your property with similar property intended to perform the same function, when replacement with identical property is impossible or unnecessary; it's subject to the limit you select.

YUCAIPA VALLEY WATER DISTRICT

**PROPERTY**

**Property Premises Summary**

<u>Premises</u>	<u>Address</u>	<u>City</u>	<u>State</u>	<u>Zip</u>
1		YUCAIPA	CA	92399
2		YUCAIPA	CA	92399
3		YUCAIPA	CA	92399
4		YUCAIPA	CA	92399
5		YUCAIPA	CA	92399
6		YUCAIPA	CA	92399
7		YUCAIPA	CA	92399
8		YUCAIPA	CA	92399
9		YUCAIPA	CA	92399
10		YUCAIPA	CA	92399
11		YUCAIPA	CA	92399
12		YUCAIPA	CA	92399
13		YUCAIPA	CA	92399
14		YUCAIPA	CA	92399
15		YUCAIPA	CA	92399
16		YUCAIPA	CA	92399
17		YUCAIPA	CA	92399
18		YUCAIPA	CA	92399
19		YUCAIPA	CA	92399
20		YUCAIPA	CA	92399
21		YUCAIPA	CA	92399
22		YUCAIPA	CA	92399
23		YUCAIPA	CA	92399
24		YUCAIPA	CA	92399
25		YUCAIPA	CA	92399
26		YUCAIPA	CA	92399
27		YUCAIPA	CA	92399
28		YUCAIPA	CA	92399
29		YUCAIPA	CA	92399
30		YUCAIPA	CA	92399
31		YUCAIPA	CA	92399
32		YUCAIPA	CA	92399
33		YUCAIPA	CA	92399
34		YUCAIPA	CA	92399
35		YUCAIPA	CA	92399
36		YUCAIPA	CA	92399
37		YUCAIPA	CA	92399
38		YUCAIPA	CA	92399
39		YUCAIPA	CA	92399
40		YUCAIPA	CA	92399
41		YUCAIPA	CA	92399
42		YUCAIPA	CA	92399
43		YUCAIPA	CA	92399
44		YUCAIPA	CA	92399
45		YUCAIPA	CA	92399

YUCAIPA VALLEY WATER DISTRICT

**Property Premises Summary**

<u>Premises</u>	<u>Address</u>	<u>City</u>	<u>State</u>	<u>Zip</u>
46		YUCAIPA	CA	92399
47		YUCAIPA	CA	92399
48		YUCAIPA	CA	92399
49		YUCAIPA	CA	92399
50		YUCAIPA	CA	92399
51		YUCAIPA	CA	92399
52		YUCAIPA	CA	92399
53		YUCAIPA	CA	92399
54		YUCAIPA	CA	92399
55		YUCAIPA	CA	92399
56		YUCAIPA	CA	92399
57		YUCAIPA	CA	92399
58		YUCAIPA	CA	92399
59		YUCAIPA	CA	92399
60		YUCAIPA	CA	92399
61		YUCAIPA	CA	92399
62		YUCAIPA	CA	92399
63		YUCAIPA	CA	92399
64		YUCAIPA	CA	92399

**Policy Deductible: \$2,500**

**Equipment Breakdown Deductible:**  
 If no deductible is shown above, the Policy Deductible applies.

**Schedule of Property Coverage - Blanket Limits**

The following Blanket Limit Schedule for Coverage A - Real Property and Coverage B - Personal Property applies to all items of Real Property and Personal Property except for the property listed in the Schedule of Property Coverage - Individual Limits.

<u>Premises</u>	<u>Blanket Limit of Insurance</u>	<u>Valuation</u>	<u>Coinsurance</u>	<u>Inflation Guard</u>
ALL	\$102,971,583	Replacement Cost	N/A	0%

**Schedule of Property Coverage - Individual Limits**

<u>Premises/ Item</u>	<u>Description/ Occupancy</u>	<u>Real Property</u>				<u>Personal Property</u>			
		<u>Limit</u>	<u>Valuation</u>	<u>Coins.</u>	<u>Inflation Guard</u>	<u>Limit</u>	<u>Valuation</u>	<u>Coins.</u>	<u>Inflation Guard</u>
1 / 2	EDP IN OFFICE		Not Covered			Included in Blanket			
1 / 6	ENVIRONMENTAL CONTROL BUILDING		Included in Blanket			Not Covered			
6 / 1	BAR SCREEN		Included in Blanket			Not Covered			
6 / 3	GRIT REMOVAL		Included in Blanket			Not Covered			
6 / 5	PRIMARY CLARIFIERS		Included in Blanket			Not Covered			
6 / 7	PRIMARY EQUALIZATION		Included in Blanket			Not Covered			
6 / 9	ANOXIC		Included in Blanket			Not Covered			

YUCAIPA VALLEY WATER DISTRICT

<u>Premises/ Item</u>	<u>Description/ Occupancy</u>	<u>Real Property</u>				<u>Personal Property</u>			
		<u>Limit</u>	<u>Valuation</u>	<u>Coins.</u>	<u>Inflation Guard</u>	<u>Limit</u>	<u>Valuation</u>	<u>Coins.</u>	<u>Inflation Guard</u>
6 / 11	SECONDARY TREATMENT		Included in Blanket				Not Covered		
6 / 14	BLOWER BUILDING		Included in Blanket				Not Covered		
6 / 17	SECONDARY CLARIFICATION		Included in Blanket				Not Covered		
6 / 19	MICROFILTRATION - UV		Included in Blanket				Not Covered		
6 / 22	RECLAIMED WATER RESERVOIR		Included in Blanket				Not Covered		
6 / 23	RECLAIMED WATER PUMP STATION		Included in Blanket				Not Covered		
6 / 24	DAF		Included in Blanket				Not Covered		
6 / 25	DIGESTION BUILDING		Included in Blanket				Not Covered		
6 / 27	SOLIDS HANDLING BUILDING		Included in Blanket				Not Covered		
6 / 33	EDP EQUIPMENT		Not Covered				Included in Blanket		
35 / 1	RESERVOIR #R-11.1		Included in Blanket				Not Covered		
36 / 1	RESERVOIR #R11-2		Included in Blanket				Not Covered		
37 / 1	RESERVOIR #R12.2		Included in Blanket				Not Covered		
38 / 1	RESERVOIR #R14/BOOSTER PUMPS		Included in Blanket				Not Covered		
39 / 1	RESERVOIR #R15		Included in Blanket				Not Covered		
42 / 1	RESERVOIR #R15.1		Included in Blanket				Not Covered		
47 / 1	RESERVOIR #R15.3		Included in Blanket				Not Covered		
55 / 1	WELL SITE		Included in Blanket				Not Covered		
56 / 1	WELL HOUSE #56		Included in Blanket				Not Covered		
56 / 3	RESERVOIR R12.1		Included in Blanket				Not Covered		
56 / 4	RESERVOIR F-1		Included in Blanket				Not Covered		
57 / 1	RESERVOIR R-13-2		Included in Blanket				Not Covered		
58 / 2	RESERVOIR 13.3		Included in Blanket				Not Covered		
59 / 3	CRYSTAL CREEK-OPERATIONS BUILDING		Included in Blanket				Not Covered		
59 / 7	STRUCTURE WITH AUTO STRAINERS		Included in Blanket				Not Covered		
59 / 8	EDP EQUIPMENT		Not Covered				Included in Blanket		

YUCAIPA VALLEY WATER DISTRICT

**Coverages C and D: Schedule of Limits**

Loss of Income	Loss sustained up to:	\$1,000,000	per occurrence
Extra Expense	Loss sustained up to:	\$1,000,000	per occurrence

**Property Coverage Extensions Limits**

<u>Extension</u>	<u>Limit of insurance</u>
Accounts Receivable:	\$50,000
Fine Arts:	\$50,000
In Transit or Temporarily Off Premises:	\$25,000
Valuable Papers & Records:	\$50,000
Outdoor Property:	\$50,000
Trees, Shrubs, Plants and Lawns:	\$10,000

YUCAIPA VALLEY WATER DISTRICT

## PROPERTY

### Coverage Highlights

The following apply unless noted otherwise in this proposal:

- |                              |   |
|------------------------------|---|
| <b>Accounts Receivable</b>   | <ul style="list-style-type: none"><li>• Pays the costs you incur in restoring your accounts receivable records following a covered loss.</li><li>• Also pays amounts you are unable to collect if your accounts receivable records cannot be restored.</li><li>• Applies on-premises or away from premises.</li><li>• Pays up to \$50,000 in any one occurrence; higher limits are available.</li></ul>                                       |
| <b>Commandeered Property</b> | <ul style="list-style-type: none"><li>• Pays at your request for direct physical loss or damage to commandeered property caused by or resulting from any covered cause of loss.</li><li>• Coverage applies only for the time you officially use the commandeered property to manage an emergency situation and the time to return the property.</li><li>• Pays the "replacement cost" of the commandeered property and loss of use.</li></ul> |
| <b>Debris Removal</b>        | <ul style="list-style-type: none"><li>• Covers up to 25% of the amount paid for direct physical loss to covered property if the expense is incurred as a result of a covered cause of loss.</li></ul>   |
| <b>Deductible Waiver</b>     | <ul style="list-style-type: none"><li>• If a Property claim occurs in conjunction with a claim under a Glatfelter Public Practice Auto Physical Damage or Inland Marine coverage, only one deductible, the largest, will apply to all losses.</li></ul>   |

## YUCAIPA VALLEY WATER DISTRICT

- Equipment Breakdown**
- Extends property coverage to include the mechanical breakdown of equipment or the explosion of pressure vessels at a covered premises. Covered equipment includes such items as covered real property or personal property that generates, transmits or utilizes energy, including electronic communications and data processing equipment; or during normal usage, operates under vacuum or pressure, other than the weight of its contents. Please refer to the actual Property Coverage Part for equipment not covered.
  - Covers loss of income or extra expense you may suffer if utilities are interrupted as a result of an accident to covered equipment owned by a landlord or utility company.
  - Subject to Property limits and sub-limits as noted here:
    - Loss of Income: Refer to the property schedule in this proposal
    - Extra Expense: Refer to the property schedule in this proposal
    - Expediting Expenses: \$100,000
    - Hazardous Substances: \$100,000
    - Spoilage: \$100,000
    - Data Restoration: \$500,000
- Fine Arts**
- Pays the fair market value to restore fine arts to its pre-loss condition or replace the item with an identical object.
  - Pays up to \$50,000 in any one occurrence.
- Fire Department Charges**
- Will pay the fire department charges as a result of direct physical loss to your building and contents due to a covered cause of loss.
  - No deductible.
  - Pays up to \$5,000 in any one occurrence.
- Fire Extinguishing Recharge Costs**
- Will pay the cost to recharge fire extinguishing equipment at your premises regardless of whether the discharge was accidental or was the result of a covered cause of loss.
  - No deductible.
- Limited Fungus, Wet Rot, Dry Rot and Bacteria**
- Protects against loss by fungus, wet rot, dry rot or bacteria arising out of occurrences of windstorm, hail, explosion, civil commotion, vehicles, aircraft, smoke, vandalism, sprinkler leakage, sinkhole collapse, volcanic action, falling objects, the weight of ice / snow / sleet, or water damage (and flood if optional flood coverage is purchased).
  - Pays up to \$25,000 total for all occurrences. Will not pay more than \$25,000 even if it continues to be present or active, or recurs, in a later policy period.

## YUCAIPA VALLEY WATER DISTRICT

- Newly Acquired Property**
- Covers newly acquired buildings, buildings under construction, construction materials and supplies and contents at newly acquired locations.
  - Up to 90 days or the end of the policy period.
  - Limits are \$1,000,000 for buildings and \$500,000 for contents.
- Ordinance Coverage**
- Applies to buildings on a replacement cost basis when damaged by a covered loss.
  - Coverage applies to any undamaged portion of your building caused by any law or ordinance that:
    - Requires demolition of parts of your building not damaged
    - Regulates the construction or repair of buildings or establishes zoning or land use requirements, and
    - Is in force at the time of loss
  - Includes the cost to demolish and clear the site of the undamaged part of the property and the increased cost to repair, rebuild or construct the affected building.
  - The total paid for the undamaged portion is included within the building limit and does not increase that limit. The most we will pay for the cost to demolish the undamaged part of the property or the increased cost to repair or rebuild shall not exceed 100% of the amount paid.
- Outdoor Property**
- Covers fixed or permanent: items such as exterior signs, antennas, fences, benches, playground equipment, hydrants, dumpsters, electric utility power transmission and distribution lines, poles and related equipment owned by the insured not at scheduled premises, if you have building coverage with Glatfelter Public Practice.
  - Pays up to \$50,000 in any one occurrence; higher limits are available.
- Personal Effects**
- Will pay the replacement cost for direct physical loss to property on your premises that belongs to you, your officers, managers, elected or appointed officials, employees, or volunteer workers.
  - Pays up to \$5,000 in any one occurrence.

## YUCAIPA VALLEY WATER DISTRICT

**Pollution  
Remediation  
Expenses**

- Applies on-premises only.
- You have up to 180 days after the date of loss to notify us.
- Pays up to \$25,000 in any policy period resulting from a covered cause of loss.
- Pays up to \$100,000 in any policy period resulting from a specified cause of loss.
- No coverage for fungus, wet rot, dry rot, virus, bacteria or asbestos.

**Real or Personal  
Property in  
Transit or Off  
Premises**

- Pays up to \$25,000 in any one occurrence; higher limits are available.

**Software**

- Coverage for the cost of restoring, researching, replacing, or reproducing electronic data or the media on which it is stored and any resulting loss of income and extra expense.
- Covered causes of loss include computer virus.
- Applies on-premises or away from premises.
- Pay up to \$500,000 in any one occurrence.

**Trees, Shrubs,  
Plants & Lawns**

- Covers against loss by fire, lightning, explosion, civil commotion, aircraft, vehicles and vandalism up to \$10,000 any one occurrence subject to a \$1,000 maximum for any single tree, plant or shrub.

**Valuable Papers  
& Records**

- Coverage for the cost of restoring, researching, replacing, or reproducing your documents following a covered loss.
- Applies on-premises or away from premises.
- Pays up to \$50,000 in any one occurrence; higher limits are available.

YUCAIPA VALLEY WATER DISTRICT

## INLAND MARINE

This coverage contains the following three sections:

- **Coverage A. Blanket Tools and Equipment** protects you for direct physical loss or damage caused by or resulting from any covered cause of loss to your tools and equipment.

Tools and equipment means any portable equipment or tool, together with attached devices, accessories and trailers that are used in your operations. This covers tools or equipment, such as hand tools, power tools, mechanics tools, saws, maintenance or diagnostic equipment, generators, air compressors, materials handling equipment, outdoor portable seating, food service trailers not licensed for road use. It also includes mobile equipment such as bulldozers, backhoes, excavators and graders.

Note: If an item is scheduled under Coverage B. Scheduled Equipment, there is no coverage for such item under Coverage A Blanket Tools and Equipment or Coverage C Blanket Emergency Services Equipment.

A deductible applies to Blanket Tools and Equipment coverage.

- **Coverage B. Scheduled Equipment** protects for direct physical loss or damage caused by or resulting from any covered cause of loss to equipment owned by you that is specifically listed.

A deductible applies to each Scheduled Equipment item. The amount of the deductible(s) is indicated in the Coverage B - Scheduled Equipment section below.

- **Coverage C. Blanket Emergency Services Equipment** protects for direct physical loss or damage caused by or resulting from any covered cause of loss to Blanket Emergency Services Equipment owned by you.

Emergency Services equipment means items such as portable law enforcement, firefighting, ambulance, rescue, and communications equipment, including trailers whose primary purpose is to transport covered Emergency Services equipment. It also includes firearms, radar speed timing units, training videos, manuals, and mannequins.

A deductible applies to Blanket Emergency Services Equipment coverage.

YUCAIPA VALLEY WATER DISTRICT

**INLAND MARINE**

	<u>Limit</u>	<u>Deductible</u>
Coverage A - Blanket Tools and Equipment:	\$156,128 *	\$500
Coverage B - Scheduled Equipment:	see schedule below	see schedule below
Coverage C - Blanket Emergency Services Equipment:	Not Covered	

\* subject to a per item limit of \$10,000

**Coverage B - Scheduled Equipment**

<u>Description</u>	<u>Serial Number</u>	<u>Limit</u>	<u>Deductible</u>	<u>Valuation</u>
1989 CAT BACKHOE LOADER	7BC03220	\$60,000	\$2,500	ACV
1989 DRESSER LOADER 515B	4668	\$60,000	\$2,500	ACV
1990 CAST RRACTOR/BACKHOE LDR	580KIII JJG0024124	\$60,000	\$2,500	ACV
1999 CAT BACKHOE 426CIT	1YR01721	\$77,155	\$2,500	ACV
BRODERSON HYDRO HAMMER MH42B	10920	\$40,000	\$2,500	ACV
FORKLIFT DP25D CATERPILLER	M0164/RV25837/A00034	\$20,935	\$2,500	ACV
1991 CASE FORKLIFT	JJG0069808	\$27,479	\$2,500	ACV
1992 CATERPILLAR D4H TRACTOR	08PB02540	\$55,690	\$2,500	ACV
1987 JD 21-C LANDSCAPE LOADER	T0210CC740992	\$22,407	\$2,500	ACV
1995 SHORING EQUIPMENT		\$13,658	\$2,500	ACV
2000 SHORING EQUIPMENT		\$11,136	\$2,500	ACV
2001 OLYMPIAN PORTABLE GENERAT	0604U742948G/1152151	\$27,614	\$2,500	ACV
2003 GENIE 4WD BOOM Z-45/25	Z4525-21543	\$40,169	\$2,500	ACV
2003 SKID MOUNT BOOSTER 150HP	F03301	\$17,800	\$2,500	ACV
1998 GORMAN RUPP PUMP ON WHEEL	T6A3-F4L-A-HT1162896	\$32,246	\$2,500	ACV
2007 JD BACKHOE LOADER 310SJ	T0310SJ146999	\$68,991	\$2,500	ACV
2007 BOOSTER PUMP JD	PE6068T673044	\$32,742	\$2,500	ACV
2004 RCH FORKLIFT 6000LB	016004968	\$23,109	\$2,500	ACV
2008 METER READING SYSTEM	X4	\$17,700	\$2,500	ACV

**Rented or Borrowed Equipment Extension Limit:** \$100,000

**Watercraft Extension Limit:** \$25,000

YUCAIPA VALLEY WATER DISTRICT

## INLAND MARINE

### Coverage Highlights

The following apply unless noted otherwise in this proposal:

- |  |  |
|--|--|
| <b>Debris Removal</b>  | <ul style="list-style-type: none"> <li>• Pays the expense you incur in removing debris of covered tools and equipment, emergency services equipment, or scheduled equipment after direct physical loss or damage caused by or resulting from any covered cause of loss.</li> <li>• Pays up to \$15,000 in any one occurrence.</li> </ul>   |
| <b>Tools and Equipment Owned by Your Employees</b>             | <ul style="list-style-type: none"> <li>• Pays the replacement cost of tools and equipment used in the course of your operation belonging to your employees or volunteers.</li> <li>• No deductible applies.</li> <li>• Pays up to \$5,000 in any one occurrence (if no other coverage is available to the owner of the tools and equipment).</li> </ul>  |
| <b>Emergency Services and Law Enforcement Personal Effects</b> | <ul style="list-style-type: none"> <li>• Extends Blanket Emergency Services Equipment to pay the cost to replace personal effects belonging to emergency service or law enforcement employees or volunteers while away from your premises and en route to, performing, or returning from an emergency service or law enforcement duty.</li> <li>• Pays up to the actual replacement cost, on a primary basis, for the lost or damaged personal effects in any one occurrence.</li> <li>• No deductible applies under this extension.</li> </ul>  |
| <b>Rented or Borrowed Equipment</b>                            | <ul style="list-style-type: none"> <li>• Coverage A and C: Extended to pay for Tools and Equipment and Emergency Services Equipment not owned by you, but that are temporarily in your possession; pays up to \$10,000 in any one occurrence.</li> <li>• Coverage B Scheduled Equipment: Extended to pay the replacement cost of Scheduled Equipment not owned by you, but that are temporarily in your possession; the most paid in any one occurrence is the lesser of the actual cash value of the damaged equipment or \$100,000; higher limits are available.</li> <li>• \$1,000 deductible applies.</li> </ul> |

## YUCAIPA VALLEY WATER DISTRICT

**Newly Acquired  
Scheduled  
Equipment**

- Covers newly acquired Scheduled Equipment or similar to that listed in the respective schedules, for a period of 30 days from date of acquisition.
- \$1,000 deductible applies.
- Pays replacement cost not to exceed purchase price.

**Deductible Waiver**

- If an Inland Marine claim involving Coverage A and/or Coverage C occurs in conjunction with a claim under a Glatfelter Public Practice Auto Physical Damage or Property coverage, only one deductible, the largest, will apply to all losses.

## YUCAIPA VALLEY WATER DISTRICT

**CRIME**

Coverage provides reimbursement for the loss of your money or other property on a loss sustained basis resulting from dishonest acts of your employees or volunteers. For governmental entities, Glatfelter Public Practice insures these employee theft exposures on the Government Crime form on a Per Employee or Per Loss basis. A Faithful Performance of Duty coverage extension is included if statutorily required. On the Commercial Crime form for non-governmental entities, Glatfelter Public Practice insures Employee Theft on a Per Loss basis. Other Crime coverages include Forgery or Alteration, Money & Securities, Computer Fraud, Funds Transfer Fraud and Money Orders and Counterfeit Paper Currency.

Coverage does not apply to any public officials or employees whose positions require separate bonds such as a tax collector or treasurer. Those obligations are typically addressed by a surety bond and Glatfelter Public Practice coverage cannot be used to fulfill those requirements.

**Government Crime**

<u>Insuring Agreement</u>	<u>Limit of Insurance</u>	<u>Deductible Amount</u>
Employee Theft <i>includes Faithful Performance</i>	\$250,000 per Loss	\$250 per Loss
Forgery or Alteration	\$250,000 per Occurrence	\$250 per Occurrence
Inside the Premises - Theft of Money & Securities	\$250,000 per Occurrence	\$250 per Occurrence
Inside the Premises - Robbery/Safe Burglary	\$5,000 per Occurrence	\$250 per Occurrence
Outside the Premises	\$250,000 per Occurrence	\$250 per Occurrence
Computer Fraud	\$100,000 per Occurrence	\$250 per Occurrence
Funds Transfer Fraud	\$100,000 per Occurrence	\$250 per Occurrence
Money Orders	\$100,000 per Occurrence	\$250 per Occurrence

YUCAIPA VALLEY WATER DISTRICT

## GENERAL LIABILITY

This coverage contains the following three sections:

- **Coverage A. Bodily Injury and Property Damage Liability** protects you when claims are made against you because of injury to others or damage to their property, unless caused by an auto.
- **Coverage B. Personal and Advertising Injury Liability** protects you when claims are made against you because of injury to others arising from offenses such as slander or violation of a person’s privacy.
- **Coverage C. Medical Expense** pays medical expenses for bodily injury caused by an accident on your premises or because of your operation. These expenses are payable even if the injury occurred through no fault of your own.

<u>Coverages</u>	<u>Limit</u>
Each Occurrence:	\$1,000,000
Damage to Premises Rented to You:	\$1,000,000
Medical Expense:	\$10,000
Personal and Advertising Injury:	\$1,000,000
General Aggregate:	\$3,000,000
Products - Completed Operations Aggregate:	\$3,000,000
Deductible:	\$0

**Water or  
Wastewater  
Professional  
Activity Liability**

- Covers you for liability for acts, errors or omissions from your activities treating potable water or the collection and treatment of wastewater.

## YUCAIPA VALLEY WATER DISTRICT

**GENERAL LIABILITY****Coverage Highlights**

The following apply unless noted otherwise in this proposal:

- |   |   |
|---|---|
| <b>Defense Costs</b>                                    | <ul style="list-style-type: none"><li>• Payable in addition to the Limits of Insurance.</li></ul>   |
| <b>Contractual Liability</b>                            | <ul style="list-style-type: none"><li>• Covers you for the liability you agreed to assume of another party, either orally or in writing, but not for the sole negligence of the other party.</li><li>• The claim must be otherwise covered (not excluded).</li></ul>  |
| <b>Damage to Property of Persons Receiving Services</b> | <ul style="list-style-type: none"><li>• Covers you for liability for a personal property loss suffered by a member of the public receiving services from you, provided the loss is caused by theft, physical damage or disappearance.</li><li>• Subject to a \$100 deductible each occurrence.</li><li>• Coverage is limited to firefighting, emergency medical services or rescue squad units.</li></ul>                   |
| <b>"Good Samaritan" Liability</b>                       | <ul style="list-style-type: none"><li>• Covers volunteer members and employees for liability arising from actions on their own to render services at the scene of an emergency requiring immediate action.</li><li>• Applies to professional health care or any other services.</li><li>• To qualify as a "Good Samaritan", the individual must act independently of your organization or any other organization.</li></ul> |
| <b>Fire Damage Legal Liability</b>                      | <ul style="list-style-type: none"><li>• Covers you for liability for fire damage to buildings your organization may rent or otherwise occupy with the permission of the owner.</li></ul>  |

## YUCAIPA VALLEY WATER DISTRICT

**Pollution Liability**

- Covers you for bodily injury or property damage arising out of a pollution incident resulting from any of the following:
  - heat, smoke or fumes from a hostile fire
  - escape of fuels or lubricants from mobile equipment
  - escape or back-up of sewage or wastewater if property damage occurs away from land you own or lease
  - application of pesticides or herbicides
  - potable water which you supply to others
  - chemicals you use in your water or wastewater treatment
  - natural gas or propane gas used in your treatment process

*All pollution incidents must be accidental, unintended and stopped as soon as possible.*

**Watercraft Liability**

- Covers you for bodily injury or property damage arising from your use of the following:
  - non-owned boats (unless carrying persons or property for a charge)
  - owned boats that are not powered by motors
  - owned boats that are powered by motors of not more than 100 horsepower, and jet skis and wave runners regardless of horsepower

**Failure to Supply Water**

- Coverage is included for failure to supply water and is not subject to the ISO sudden and accidental restriction.

**Public Use of Property**

- No coverage is provided for claims arising out of the principles of eminent domain, including condemnation, adverse possession, and dedication by adverse use, or inverse condemnation.

YUCAIPA VALLEY WATER DISTRICT

## PUBLIC OFFICIALS AND MANAGEMENT LIABILITY

This coverage contains the following two sections:

- **Coverage A. Liability for Monetary Damages** protects you when claims are made against you for monetary damages arising out of a wrongful act, employment practices offense or employee benefits administration offense from your operations. Coverage does not apply to bodily injury, property damage or personal and advertising injury, except when resulting from a covered employment practices offense.
- **Coverage B. Defense Expense for Injunctive Relief** reimburses reasonable defense expenses you incur to defend an injunctive relief action arising out of a wrongful act, employment practices offense or employee benefit administration offense from your operations.

**Policy Type:** Occurrence

<u>Coverages</u>	<u>Limit</u>	
Coverage A: <i>Coverage A includes Employee Benefits Liability</i>	\$1,000,000	Each Wrongful Act or Offense
Coverage B:	\$5,000	Each Action for Injunctive Relief
Aggregate Limit:	\$3,000,000	Coverage A and B Combined
Deductible:	\$0	

YUCAIPA VALLEY WATER DISTRICT

## **PUBLIC OFFICIALS AND MANAGEMENT LIABILITY**

### **Coverage Highlights**

The following apply unless noted otherwise in this proposal:

- |   |   |
|---|---|
| <b>Defense Expense</b>                  | <ul style="list-style-type: none"><li>• The cost to defend you against covered claims is the responsibility of the company and will not erode your liability limits.</li></ul>  |
| <b>Wrongful Acts</b>                    | <ul style="list-style-type: none"><li>• Coverage applies to any actual or alleged error, act, omission, neglect, misfeasance, nonfeasance, or breach of duty, including violation of any civil rights law, that results unexpectedly and unintentionally to others.</li></ul>   |
| <b>Employment Practices</b>             | <ul style="list-style-type: none"><li>• Coverage applies to any actual or alleged improper employment related practice, policy, act or omission involving an actual, prospective, or former employee or volunteer.</li><li>• Includes violations of civil rights, wrongful termination, failure to hire and harassment.</li></ul> |
| <b>Employee Benefits Administration</b> | <ul style="list-style-type: none"><li>• Coverage applies to acts, errors or omissions in counseling, interpreting, handling records, or effecting enrollments in your employee benefit plans.</li></ul>   |
| <b>Public Use of Property</b>           | <ul style="list-style-type: none"><li>• No coverage is provided for claims arising out of the principles of eminent domain, including condemnation, adverse possession, dedication by adverse use, or inverse condemnation.</li></ul>   |

YUCAIPA VALLEY WATER DISTRICT

**AUTO**

<u>Coverage</u>	<u>Symbol</u>	<u>Limit</u>
Combined Single Limit for Bodily Injury & Property Damage (each accident):	1	\$1,000,000
"No Fault" or Statutory Personal Injury Protection (each person):		
Auto Medical Payments:	7	\$5,000
Uninsured Motorists:	2	\$1,000,000
Underinsured Motorists:	2	\$1,000,000
Physical Damage Comprehensive:	2,8	see schedule below
Physical Damage Collision:	2,8	see schedule below

**Schedule of Vehicles**

<u>Vehicle No.</u>	<u>Year/Make/Model</u>	<u>VIN</u>	<u>ACV</u>	<u>Agreed Value</u>	<u>Comp. Ded.</u>	<u>Coil. Ded.</u>
0001	1998 CHEVROLET BLAZER	1GNDT13W5WK244827	X		\$500	\$500
0002	1999 FORD EXPEDITION	1FMPU18L6XLC33022	X		\$500	\$500
0003	1998 FORD F250	1FTPF27L3WKC14146	X		\$500	\$500
0004	1998 FORD F250	1FTPF27L7WKC14148	X		\$500	\$500
0005	2003 CHEVROLET K2500	1GCHK24U33E293664	X		\$500	\$500
0006	2003 FORD F250	1FTNF20P93ED09857	X		\$500	\$500
0007	2003 FORD F250	1FTNF20P03ED09858	X		\$500	\$500
0008	1977 JEEP AMERICAN	DJ5D5800295	X		\$500	\$500
0009	1989 CHEVROLET 3/4 TON	1GCGC24K1KE232366	X		\$500	\$500
0010	1991 MITSUBISHI 1/2 TON	JA7FL24W9NP006063	X		\$500	\$500
0011	1990 TOYOTA 1 TON	JT5VN94TXL0011779	X		\$500	\$500
0012	1997 CHEVROLET 3/4 TON	1GCGC24R4VE223341	X		\$500	\$500
0013	1988 FORD F150	1FTEF15N7JPA23296	X		\$500	\$500
0014	2003 FORD F250	1FTNF20P23ED09859	X		\$500	\$500
0015	1990 CHEVROLET 1 TON	1GBJC34K8LE225898	X		\$500	\$500
0016	2000 FORD 250	1FTNX21S2YED34607	X		\$500	\$500
0017	1998 FORD F250	1FTPF27L5WKC14147	X		\$500	\$500
0018	1988 CHEVROLET C70 2TON	1GBM7D1F9JV114224	X		\$500	\$500
0019	1988 CHEVROLET 1 TON DUMP	1GBHR34N0JJ125113	X		\$500	\$500
0020	1996 CHEVROLET 3/4 TON	1GCGC24R8TE108240	X		\$500	\$500
0021	1991 CHEVROLET C3500	1GBJC34K9ME138738	X		\$500	\$500
0022	1988 ISUZU 1/4 TON	JAACL11L4J7235844	X		\$500	\$500
0023	1989 CHEVROLET 2500	1GCFC24HXKZ193978	X		\$500	\$500
0024	1989 CHEVROLET 2500	1GCPC24H2LZ194929	X		\$500	\$500
0025	2000 FORD F250	1FTNX21L5YEC85539	X		\$500	\$500
0026	2002 AQUATECH B10	1HTWXAXT73J065702	X		\$500	\$500
0027	1991 CHEVROLET DUMP TRUCK	1GBM7H1J0MJ106049	X		\$500	\$500
0028	1990 FORD TRUCK	1FDWK74A7MVA04597	X		\$500	\$500
0029	1989 CHEVROLET 2 TON DUMP	1GBL7D1G8KV100398	X		\$500	\$500
0030	2001 MIGHT TRLR W/GEN	4AG4U18281C033728	X		\$500	\$500
0031	1988 FORD 2 TON DUMP	1FDNK74P0JVA02184	X		\$500	\$500

## YUCAIPA VALLEY WATER DISTRICT

<u>Vehicle No.</u>	<u>Year/Make/Model</u>	<u>VIN</u>	<u>ACV</u>	<u>Agreed Value</u>	<u>Comp. Ded.</u>	<u>Coll. Ded.</u>
0032	1988 FORD VACTOR	1FDYR80U1GVA04626	X		\$500	\$500
0033	1988 FORD F8000	1FDXK84A0JVA44851	X		\$500	\$500
0034	1989 FORD WATER TRUCK	1FDXK84A9KVA48981	X		\$500	\$500
0035	2000 FORD F450	1FDXF47F5YEA88973	X		\$500	\$500
0036	2001 AQUATECH SEWER MACH	1HTGGAXT32H509023	X		\$500	\$500
0037	2001 MIGHT TRLR W/GEN	4AG4U182X1C033729	X		\$500	\$500
0038	2001 MIGHT TRLR W/GEN	4AGEU162710C033730	X		\$500	\$500
0039	2001 MIGHT TRLR W/GEN	4AGEU18281C033913	X		\$500	\$500
0040	2002 CHRYSLER GEM	5ASAG47432F022585	X		\$500	\$500
0041	2002 CHRYSLER GEM	5ASAK274X2F025759	X		\$500	\$500
0042	2002 CHRYSLER GEM	5ASAK27402F029965	X		\$500	\$500
0043	2002 CHRYSLER GEM	5ASAJ27402F023540	X		\$500	\$500
0044	2002 CHRYSLER GEM	5ASAK27492F029981	X		\$500	\$500
0045	2007 FORD EDGE	2FMDK36C77BB10465	X		\$500	\$500
0046	2008 FORD RANGER	1FTYR14D98PA01517	X		\$500	\$500
0047	2008 FORD RANGER	1FTYR14D08PA01518	X		\$500	\$500
0048	2008 FORD RANGER	1FTYR14D28PA01519	X		\$500	\$500
0049	2008 FORD RANGER	1FTYR14D98PA01520	X		\$500	\$500
0050	2008 FORD RANGER	1FTYR14D08PA01521	X		\$500	\$500
0051	2008 FORD RANGER	1FTYR14D28PA01522	X		\$500	\$500
0052	2008 FORD RANGER	1FTYR14D48PA01523	X		\$500	\$500
0053	2008 FORD RANGER	1FTYR14D68PA01524	X		\$500	\$500
0054	2008 FORD RANGER	1FTYR14D88PA01525	X		\$500	\$500
0055	2008 FORD RANGER	1FTYR14DX8PA01526	X		\$500	\$500
0056	1972 JEEP UTILITY	DJ5C311290	X		\$500	\$500
0057	1980 MUD PUMP #2 TRAILER	813811DR1018804T	X		\$500	\$500
0058	2001 HONDA TRAILER	GC04-4104376	X		\$500	\$500
0059	1999 INTERSTATE TRAILER	1JKTDL405XA001892	X		\$500	\$500
0060	1990 ZIEMAN TRAILER	LZCE29V24LZP15870	X		\$500	\$500
0061	1989 CAT GEN TRLR	1M9E122G9K1250436	X		\$500	\$500
0062	1980 BERKELEY PUMP ON JD TRLR	51883	X		\$500	\$500
0063	2007 CARSON 18FT TRLR	4HXRC18288C132332	X		\$500	\$500
0064	1975 AMC JEEP	DJ5D6104717	X		\$500	\$500
0065	2010 DODGE DUMP TRUCK	3D6WD6EL0AG126595	X		\$500	\$500
0066	2011 DODGE DUMP TRUCK	3D6WU7ELXBG501383	X		\$500	\$500
	HIRED CAR PHYS DAMAGE		X		\$100	\$500

YUCAIPA VALLEY WATER DISTRICT

## AUTO

### Coverage Highlights

The following apply unless noted otherwise in this proposal:

- |   |  |
|---|--|
| <b>Liability on "Any Auto" basis</b>            | <ul style="list-style-type: none"> <li>• Covers your liability for owned, hired or non-owned autos</li> </ul>  |
| <b>Temporary Substitute Vehicle Liability</b>   | <ul style="list-style-type: none"> <li>• Coverage is provided when a replacement vehicle is loaned to you while a covered vehicle is temporarily out of service.</li> <li>• Coverage is on a primary basis.</li> </ul>                                     |
| <b>Uninsured Motorist/Underinsured Motorist</b> | <ul style="list-style-type: none"> <li>• Covers bodily injury and/or property damage sustained by an eligible party caused by a negligent uninsured/underinsured motorist per state laws.</li> </ul>   |
| <b>Hired Car Physical Damage</b>                | <ul style="list-style-type: none"> <li>• Coverage for hired, borrowed or commandeered vehicles on an actual cash value basis.</li> <li>• Coverage is primary.</li> </ul>   |
| <b>Deductible Waiver</b>                        | <ul style="list-style-type: none"> <li>• If an Auto Physical Damage claim occurs in conjunction with a claim under a Glatfelter Public Practice Inland Marine or Property coverage, only one deductible, the largest, will apply to all losses.</li> </ul> |

YUCAIPA VALLEY WATER DISTRICT

### EXCESS LIABILITY

Excess Liability coverage protects you with the following:

- Excess limits above the limits of your scheduled underlying Auto Liability, General Liability, Law Enforcement Activity Liability, and Public Officials and Management Liability coverage parts.
- Excess coverage will apply when scheduled underlying policies have been exhausted.

**Policy Type:** Follow Form Excess

	<u>Limit of Insurance</u>
Each Occurrence:	\$5,000,000
General Aggregate:	\$5,000,000

### EXCESS LIABILITY - *Optional Version*

	<u>Limit of Insurance</u>
Each Occurrence:	\$10,000,000
General Aggregate:	\$10,000,000

#### Coverage Highlights

The following apply unless noted otherwise in this proposal:

- |  |  |
|--|--|
| <b>Public Officials and Management Liability</b> | • Follows form with underlying occurrence or claims-made coverage.   |
| <b>Employer's Liability</b>                      | • Included in excess limits if scheduled as underlying coverage.   |
| <b>Defense Costs</b>                             | • Payable in addition to the Limits of Insurance.  |
| <b>Public Use of Property</b>                    | • No coverage is provided for claims arising out of the principles of eminent domain, including condemnation, adverse possession, dedication by adverse use, or inverse condemnation.                                    |
| <b>Failure to Supply Water</b>                   | • Coverage for failure to supply water is provided, but only if the failure to supply results from sudden and accidental injury to tangible property owned or used by any insured to procure, produce, or process water. |

## YUCAIPA VALLEY WATER DISTRICT

**PREMIUM SUMMARY**

<u>Coverage</u>	<u>Premium</u>
Property	\$59,946
Inland Marine	\$4,735
Crime	\$1,140
General Liability	\$34,361
Law Enforcement Activity Liability	Not Requested
Public Officials and Management Liability	\$13,051
Auto	\$45,847
Excess Liability	\$33,496
<b>Total Annual Premium</b> (excludes state-imposed taxes, surcharges and fees)	<b>\$192,576</b>

YUCAIPA VALLEY WATER DISTRICT

## **PROPOSAL NOTES**

### **General**

**Note:** If coverage is bound, along with a signed and completed order form, we will need the following to issue policies:

1. Signed and dated application

### **Property**

**Note:** Losses caused by Earthquake are excluded for all items at all premises.

**Note:** Coverage for equipment breakdown is excluded.

### **Inland Marine**



**Note:** Items appearing on the application's equipment schedule which are under \$10,000 in value have been added to the Blanket Tools and Equipment limit.

### **Auto**

**Note:** The Medical Payments limit of \$5,000 applies to the following vehicles: All Covered Autos

### **Excess Liability**

**Note:** Coverage is quoted excess of Auto Liability and General Liability and Public Officials and Management Liability.

 <b>AAIC</b> American Alternative Insurance Corporation	<b>Policy Number</b> <b>GPPA-PF-6051096-00/004</b>  <b>THIS ENDORSEMENT CHANGES THE POLICY.</b> <b>PLEASE READ IT CAREFULLY.</b> <b>COMMON POLICY CHANGE ENDORSEMENT</b>	<b>Policy Number</b> <b>GPPA-PF-6051096-00/004</b>																					
Named Insured    YUCAIPA VALLEY WATER DISTRICT		Effective Date: 05-20-11 12:01 A.M., Standard Time																					
Agency Name    Glatfelter Insurance Services, Inc.																							
This endorsement will not be used to decrease coverages, increase rates or deductibles or alter any terms or conditions of coverage unless at the sole request of the insured.																							
<b>COVERAGE PART INFORMATION – Coverage parts affected by this change as indicated by <input checked="" type="checkbox"/> below.</b>																							
<table style="width: 100%; border: none;"> <tr> <td style="width: 5%;"><input type="checkbox"/></td> <td style="width: 75%;">Property</td> <td style="width: 20%;"></td> </tr> <tr> <td><input type="checkbox"/></td> <td>Crime</td> <td></td> </tr> <tr> <td><input type="checkbox"/></td> <td>Inland Marine</td> <td></td> </tr> <tr> <td><input type="checkbox"/></td> <td>Auto</td> <td></td> </tr> <tr> <td><input checked="" type="checkbox"/></td> <td>General Liability</td> <td style="text-align: right;">NO CHARGE</td> </tr> <tr> <td><input type="checkbox"/></td> <td>Public Officials and Management Liability</td> <td></td> </tr> <tr> <td><input type="checkbox"/></td> <td></td> <td></td> </tr> </table>			<input type="checkbox"/>	Property		<input type="checkbox"/>	Crime		<input type="checkbox"/>	Inland Marine		<input type="checkbox"/>	Auto		<input checked="" type="checkbox"/>	General Liability	NO CHARGE	<input type="checkbox"/>	Public Officials and Management Liability		<input type="checkbox"/>		
<input type="checkbox"/>	Property																						
<input type="checkbox"/>	Crime																						
<input type="checkbox"/>	Inland Marine																						
<input type="checkbox"/>	Auto																						
<input checked="" type="checkbox"/>	General Liability	NO CHARGE																					
<input type="checkbox"/>	Public Officials and Management Liability																						
<input type="checkbox"/>																							
The following item(s):																							
<table style="width: 100%; border: none;"> <tr> <td style="width: 50%; vertical-align: top;"> <input type="checkbox"/> Insured's Name  <input type="checkbox"/> Policy Number  <input type="checkbox"/> Effective/Expiration Date  <input type="checkbox"/> Payment Plan  <input type="checkbox"/> Additional Interested Parties  <input type="checkbox"/> Limits/Exposures  <input type="checkbox"/> Covered Property/Location Description  <input type="checkbox"/> Rates         </td> <td style="width: 50%; vertical-align: top;"> <input type="checkbox"/> Insured's Mailing Address  <input type="checkbox"/> Company  <input type="checkbox"/> Insured's Legal Status/Business of Insured  <input type="checkbox"/> Premium Determination  <input type="checkbox"/> Coverage Forms and Endorsements  <input type="checkbox"/> Deductibles  <input type="checkbox"/> Classification/Class Codes  <input type="checkbox"/> Underlying Exposure/Insurance         </td> </tr> </table>			<input type="checkbox"/> Insured's Name <input type="checkbox"/> Policy Number <input type="checkbox"/> Effective/Expiration Date <input type="checkbox"/> Payment Plan <input type="checkbox"/> Additional Interested Parties <input type="checkbox"/> Limits/Exposures <input type="checkbox"/> Covered Property/Location Description <input type="checkbox"/> Rates	<input type="checkbox"/> Insured's Mailing Address <input type="checkbox"/> Company <input type="checkbox"/> Insured's Legal Status/Business of Insured <input type="checkbox"/> Premium Determination <input type="checkbox"/> Coverage Forms and Endorsements <input type="checkbox"/> Deductibles <input type="checkbox"/> Classification/Class Codes <input type="checkbox"/> Underlying Exposure/Insurance																			
<input type="checkbox"/> Insured's Name <input type="checkbox"/> Policy Number <input type="checkbox"/> Effective/Expiration Date <input type="checkbox"/> Payment Plan <input type="checkbox"/> Additional Interested Parties <input type="checkbox"/> Limits/Exposures <input type="checkbox"/> Covered Property/Location Description <input type="checkbox"/> Rates	<input type="checkbox"/> Insured's Mailing Address <input type="checkbox"/> Company <input type="checkbox"/> Insured's Legal Status/Business of Insured <input type="checkbox"/> Premium Determination <input type="checkbox"/> Coverage Forms and Endorsements <input type="checkbox"/> Deductibles <input type="checkbox"/> Classification/Class Codes <input type="checkbox"/> Underlying Exposure/Insurance																						
is (are) changed to read {See Additional Page(s)}																							
SEE NEXT PAGE																							
The above amendments result in a change in the premium as follows:																							
<b>This premium does not include taxes and surcharges.</b>																							
<table style="width: 100%; border: none;"> <tr> <td style="width: 25%;"><input checked="" type="checkbox"/> No Changes</td> <td style="width: 25%;"><input type="checkbox"/> To be Adjusted at Audit</td> <td style="width: 25%;">Additional NO CHARGE</td> <td style="width: 25%;">Return NO CHARGE</td> </tr> </table>			<input checked="" type="checkbox"/> No Changes	<input type="checkbox"/> To be Adjusted at Audit	Additional NO CHARGE	Return NO CHARGE																	
<input checked="" type="checkbox"/> No Changes	<input type="checkbox"/> To be Adjusted at Audit	Additional NO CHARGE	Return NO CHARGE																				
<b>Tax and Surcharge Changes</b>																							
Additional		Return																					
Countersigned By:		 _____ AUTHORIZED AGENT																					



**Policy Number**  
**GPPA-PF-6051096-00/004**

**COMMON POLICY CHANGE ENDORSEMENT**

Named Insured YUCAIPA VALLEY WATER DISTRICT

Effective Date: 05-20-11

12:01 A.M., Standard Time

Agency Name Glatfelter Insurance Services, Inc.

**POLICY CHANGES ENDORSEMENT DESCRIPTION (CONT'D)**

THE FOLLOWING ADDITIONAL INTEREST (ADDITIONAL INSURED - GRANTOR OF LICENSES, PERMITS OR UTILITY EASEMENTS) HAS BEEN ADDED TO THE POLICY: CITY OF RIVERSIDE, THE GAGE CANAL COMPANY, THEIR OFFICERS, AGENTS AND EMPLOYEES  
 PUBLIC UTILITIES DEPARTMENT  
 3901 ORANGE ST  
 RIVERSIDE CA 92504

RE: GAGE CANAL BRINELINE PROJECT. EAST OF WATERMAN AVE AND SOUTH OF REDLANDS BLVD.

ALL OTHER TERMS AND CONDITIONS REMAIN THE SAME

**REMOVAL PERMIT**

If this policy includes the Commercial Property Coverage Part, the following applies with respect to the Coverage Part:

If Covered Property is removed to a new location that is described on this Policy Change, you may extend this insurance to include that Covered Property at each location during the removal. Coverage at each location will apply in the proportion that the value at each location bears to the value of all Covered Property being removed. This permit applies up to 10 days after the effective date of this Policy Change; after that, this insurance does not apply at the previous location.



American Alternative Insurance Corporation

**Policy Number**  
**GPPA-PF-6051096-00/004**

**SCHEDULE OF ADDITIONAL INTEREST(S)**

Named Insured YUCAIPA VALLEY WATER DISTRICT

Effective Date: 05-20-11  
12:01 A.M., Standard Time

Agency Name Glatfelter Insurance Services, Inc.

Additional Insured - Grantor of Licenses, Permits or Utility Easements  
CITY OF RIVERSIDE, THE GAGE CANAL COMPANY, THEIR OFFICERS, AGENTS AND  
EMPLOYEES  
PUBLIC UTILITIES DEPARTMENT  
3901 ORANGE ST  
RIVERSIDE, CA 92504  
DESCRIPTION GAGE CANAL BRINELINE PROJ. E OF WATERMAN S OF REDLANDS BL

THIS ENDORSEMENT CHANGES THE POLICY. PLEASE READ IT CAREFULLY.

## ADDITIONAL INSURED GRANTOR OF LICENSES, PERMITS OR UTILITY EASEMENTS

This endorsement modifies insurance provided under the following:

GENERAL LIABILITY COVERAGE PART

### SCHEDULE

Name of Additional Insured Person(s) or Organization(s):

(If no entry appears above, information required to complete this endorsement will be shown in the Declarations as applicable to this endorsement.)

**Section II – Who Is An Insured** is amended to include as an additional insured the person(s) or organization(s) shown in the Schedule, but only with respect to their liability as grantor of a license, permit or easement to you.

**The Hartford Steam Boiler Inspection and Insurance Company**  
**Equipment Insurance Quotation**

\*\*\*For Immediate Delivery\*\*\*

May 23, 2011  
 Susan Kroll  
 Glatfelter Insurance Services  
 Phone: 888-477-3007

Quotation ID: FBP-0346638-00(25)



Think Ahead

*More Coverage for More Equipment*

**Named Insured/Applicant:**  
 Yucaipa Valley Water District

**Coverage and Limit Summary:**

Coverage Effective Date:..... July 1, 2011  
 Quotation Expiration Date:..... July 1, 2011  
 Equipment Breakdown Limit:..... \$100,000,000  
 Business Income Limit:..... \$100,000  
 Additional Limits, Deductibles, Other Conditions: ..... See Attached

**Premium and Commission Summary:**

Annual Premium: ..... \$31,194.00  
 Taxes and Surcharges:..... \$0.00  
 Total Premium including Taxes and Surcharges:..... \$31,194.00

This Insurance Quotation is subject to the terms and conditions contained herein. It is subject to adjustment or rescission should any information on file change. An order of acceptance must be received by HSB prior to the expiration date of this quote for the insurance to be effective.

Thank you for the opportunity to provide you with a quote for this account. We appreciate your business.

Sincerely,  
 Kurt Rupe

Production Underwriter  
 (925) 602-4504  
 Kurtis\_Rupe@hsb.com

The Hartford Steam Boiler Inspection and Insurance Company (HSB) has been the industry market leader for Equipment Breakdown Coverage for over 140 years. We employ the largest inspection force of its kind in the world. Our advanced engineering knowledge gives our customers an edge in understanding and managing risk. A.M. Best Company has awarded HSB an A+ (Superior) rating. Visit us at [www.hsb.com](http://www.hsb.com).



**The Hartford Steam Boiler Inspection and Insurance Company**

**Equipment Insurance Quotation**

Coverage Effective Date: July 1, 2011

Quotation Expiration Date: July 1, 2011

Quotation ID: FBP-0346638-00(25)

Named Insured/Applicant: Yucaipa Valley Water District

Location(s): Per Statement of Values submitted on May 16, 2011

Total of 61 locations

Coverage Applies to: All Locations

Coverage	Limits
Equipment Breakdown Limit:	\$100,000,000
Property Damage:	Included
Business Income:	\$100,000
Extra Expense:	\$100,000
Service Interruption:	\$100,000
Contingent Business Income:	Excluded
Off Premises Property Damage:	\$25,000
Perishable Goods:	\$25,000
Data Restoration:	\$100,000
Demolition:	\$100,000
Ordinance or Law:	\$100,000
Expediting Expenses:	\$100,000
Hazardous Substances:	\$100,000
Newly Acquired Locations:	\$1,000,000
Green:	Not Applicable

**Deductibles**

Direct Coverages.....	\$10,000
Except ICE/Generator units.....	\$40.00 Per KW, \$15,000 Minimum
Indirect Coverages.....	24 Hours
Except ICE/Generator units.....	14 Days

**Other Condition(s)/Coverage Extension(s)**

Newly Acquired Locations: 90 Days  
 'Covered equipment' does not include any rotating biological contactor.  
 Extended Period of Restoration: 5 Days  
 Interruption of Service Waiting Period: 24 Hours  
 'Covered property' does not include media used in trickle filters or other sewage processing equipment.  
 This includes but is not limited to biological or plastic media.

**Premium**

Annual Premium:	\$31,194.00
Annual Premium (with surcharges/taxes):	\$31,194.00
Total Surcharge/Tax:	\$0.00
Total Surcharge/Tax Breakdown:	



## The Hartford Steam Boiler Inspection and Insurance Company

### Equipment Insurance Quotation

Your quoted policy premium includes the following premium charge for losses resulting from certified acts of terrorism as defined in the Terrorism Risk Insurance Act, as amended: **\$0.**

Under the Terrorism Risk Insurance Act, as amended, we must offer you coverage for losses arising from certified acts of terrorism as defined in Section 102(1)(A)(iv) of the Act. Your quoted policy does not contain terrorism exclusion. The actual coverage provided by your quoted policy for acts of terrorism, as is true for all coverages, is subject to the terms, conditions, exclusions, limits, and other provisions of your quoted policy, any endorsements, and applicable rules of law.

Any coverage being offered for losses arising from certified acts of terrorism is partially reinsured by the United States Government, Department of the Treasury under a formula established by federal law by which the United States will pay 85 percent of covered terrorism losses exceeding a statutorily established deductible paid by us. However, if aggregate insured losses attributable to certified acts of terrorism exceed \$100 billion in a Program Year (January 1 through December 31), the Treasury shall not make any payment for any portion of the amount of such losses that exceeds \$100 billion.

For your convenience, the above quote proposal summarizes all applicable coverages and limits. This quotation is for Hartford Steam Boiler's HSB Freestyle Policy. If you have questions or need any information about the equipment exposures please contact us at 1-800-HSB-1866 (1-800-472-1866).

This quotation is based upon information on file with the company as of the date prepared. It is subject to adjustment or rescission should any information on file change. There is no insurance in effect as a result of the issuance of this document. Our offer to insure the captioned account will be considered null and void and is rescinded on the date indicated as the Quotation Expiration Date unless an order of acceptance is received by the company prior to such date.



Think Ahead

## The Hartford Steam Boiler Inspection and Insurance Company

### Equipment Insurance Coverage Descriptions – Equipment Breakdown

Equipment Breakdown insurance covers the costly physical and financial damage that can result from an accidental equipment breakdown. Hartford Steam Boiler's Equipment Breakdown insurance is among the broadest in the industry. Not only do we offer a broad range of coverages, we insure many types of equipment that many other companies exclude.

#### Coverage Highlights:

- Property Damage – cost to repair or replace damaged equipment
- Off Premises Property Damage – coverage for portable equipment taken off-site
- Business Income – business income lost due to an interruption caused by breakdown
- Extra Expense - costs to maintain normal operations (e.g. equipment rental)
- Expediting Expenses – costs of temporary repairs or to speed restoration of operations
- Perishable Goods - lost value of spoiled products caused by a breakdown
- Data Restoration – cost to restore data that is lost or damaged due to a breakdown
- See coverage form for more details

#### Coverage Benefits:

- Fills the equipment insurance gaps that exist in standard property forms
- Covers a broad range of types of equipment, including computers and new technologies
- Includes jurisdictional inspections of boilers and pressure vessels where required by law or code
- Hartford Steam Boiler's claim service can help insureds get back into business fast

#### Green Coverage Highlights:

- Expands coverage over and above Environmental, Safety and Efficiency Improvements or any other applicable coverage.
- Includes Business Income and Extra Expense, if coverage is provided. This coverage is included within and subject to your Green limit.
- HSB Green coverage includes additional costs incurred to:
  - Repair or Replace “covered property” using equipment, materials and service firms recommended by programs such as, ENERGY STAR®, LEED®, Green Globes™, or any national or internationally recognized environmental standards program, whichever is less;
  - Recycle, if practicable;
  - Flush out space with outside air and provide new filtration media.
- HSB Green provides coverage to buildings that are “covered property” and certified as Green prior to an “accident” and includes costs to:
  - Prevent a lapse in certification;
  - Reinstate or replace the certification with equivalent certification;
  - Hire an engineer authorized by a “recognized environmental standards programs” to oversee repair and replacement;
  - Hire a Professional Engineer to commission and/or re-commission, damaged mechanical, electrical or electronic building systems.



## The Hartford Steam Boiler Inspection and Insurance Company

HSB provides broad equipment coverage, jurisdictional inspection services and a knowledgeable and responsive claim service. With HSB, your customer gets much more than an insurance company.

Behind every HSB policy is an organization still driven today by our founding principle - loss prevention. We're built to deliver on that commitment with:

- More inspection experience and technical equipment data than any other company - we not only know where the risks are today; we can see and anticipate new risks.
- Knowledgeable underwriters equipped to help you tailor coverages to the unique needs of your client.
- A highly skilled inspection staff and proactive process to identify locations with jurisdictional requirements and meet inspection deadlines - we don't wait for customers to call.
- Responsive claim specialists and a national network of repair and replacement resources - we don't just pay claims, we help insureds minimize lost time, productivity and business when a breakdown happens.

### Jurisdictional Inspection Services

HSB provides jurisdictional inspection service for boilers and pressure vessels as an integral element of our Equipment Breakdown policies where required by law or code. Our service is designed to help policyholders comply with state and municipal jurisdictional inspection requirements. HSB's inspection service offers these advantages:

- HSB takes a proactive approach to identify insureds that require a boiler or pressure vessel inspection and complete those inspections within state or city standards.
- With hundreds of inspectors across the country, we're close to customers and can service their inspection needs in a timely manner.
- HSB's customers can call our Inspection Hot Line toll-free at 1-800-333-4677 (1-800-333-INSP), or complete our on-line Inspection Request Form.
- HSB offers free loss prevention information on equipment maintenance and operation.

### Claim Services

- HSB's claim service focuses on helping insureds restore equipment and business operations faster.
- We have a national network of independent repair firms and parts suppliers to help locate replacements or parts and to expedite repair service and restoration of business operations.
- HSB claim adjusters' technical knowledge helps them speed business recovery; in fact many of our adjusters are degreed engineers and skilled technicians.
- HSB adjusts 100 percent of all Equipment Breakdown claims; we do not outsource adjustment to third parties.

Rated A+ (Superior) by A.M. Best Company, HSB is one of a small number of insurers with exemplary financial ratings over time, HSB has been rated A or better by A.M. Best for 75 consecutive years. You can rest assured that your customer is protected by a company with a strong financial foundation.

HSB has earned a reputation as the standard bearer in equipment loss prevention and coverage. When it comes to the equipment they depend on every day, your customer can depend on HSB.

Again, we appreciate your business. We look forward to learning how we can assist you further on this account.



**Date:** June 15, 2011 **Job:** Not Applicable  
**Prepared By:** John Hull, Public Works Manager **G/L:** Not Applicable  
**Subject:** Authorization to Purchase a 1.25 ton Utility Truck- Service Truck for the Public Works Department  
**Recommendation:** That the Board authorizes the purchase of a 2011 Ford F450 diesel utility truck - service truck from Rancho Ford for a sum not to exceed \$44,981.23.

---

The District staff is proposing to replace our existing 1 ton service truck which will be re-equipped with welding equipment for more limited future use to extend its service life and operational value to the District.

During the evaluation of service vehicles, the Public Works Department staff compared different brands and models equipped with a 12 foot Scelzi Contractor Bed. The following summary is provided for your review:

- Chevrolet Silverado Diesel : Chevrolet only offers a 1 ton which is not equipped with a 12 foot Scelzi bed \$41,463.00
- Rancho Ford L-M 1.25 ton Ford 450 Diesel: \$44,981.23
- State of California Procurement 1.25 ton Ford 450 Diesel: \$46,645.00
- Dodge Ram 1.25 ton 4500 Diesel (verbal quote): \$52,700.00

After thorough research and investigation, the Public Works Department staff recommends purchase of a 2011 Ford 450 Diesel equipped with a 12 foot Scelzi Contractor Bed from Rancho Ford L-M for a total of \$44,981.23.



# 2011 FORD F450 Utility Truck - Service Truck

**\$40,000.00**



Lease#5  
Buy/Print/PaymentDetail

Rancho Ford Lincoln  
**Payment Detail**  
Payment Calc. Screen and Disclosure Info (For Purchase)

Page: 1  
Date: 05-26-11, 11:40 am  
User: RGONZALEZ

**Purchaser:** 55985 YUCAIPA VALLEY WATER... **Lender:**  
Cust ID: 1097852  
Yucaipa ,CA 92399  
**Stock #:** R110960  
**Year:** 2011 **Make:** Ford **Model:** S-DTY F-450 CHASSIS **Body:** CHASSIS

**Sales Date:**  
**Sales Price:** 41,299.00  
**Trade Allow:** 0.00 -  
**Trade Payoff:** 0.00  
**Admin Fee:** 55.00  
**Title/Misc. Fees:** 8.75  
**License Fee:** 0.00  
**Warranty :** 0.00  
**Misc Fees:** 0.00  
**Loan Fees:** 0.00  
**GAP or DCA:** 0.00  
**CLAH:** 0.00  
**Sales Tax:** 3,411.71  
**Other Sales Tax:** 206.77  
**Gross Sale:** 44,981.23  
**Cash Down:** 0.00 -  
**Rebate:** 0.00 -  
**Amount Due:** 44,981.23


**Interest Rate:** 0.00  
**Payment Frequency:** Cash Deal  
**Number of Payments:** 0  
**Days to 1st Pmnt:** 0  
**First Payment Date:** 05/26/2011  
**Payment:** 0 44,981.23

## 2011 CHEVROLET SILVERADO 3500 Utility Truck - Service Truck

**\$43,995.00**



2 photos 1

 [View Larger Photos](#)

[Share](#) |

### VEHICLE DETAILS

New/Used: N Stock Number: T11007  
Year: 2011  
Make: CHEVROLET  
Model: SILVERADO 3500  
Location: Lake Elsinore, CA  
Type: CLASS 4 (GVW 14001 - 16000)  
Category: Utility Truck - Service Truck

### VEHICLE DESCRIPTION

2011 CHEVROLET SILVERADO 3500, ALL NEW 2011 C3500 DIESEL, ALLISON AUUTOMATIC, AIR CONDITIONING, 12' CONTRACTOR BODY. BIG POWER BETTER



**LAKE CHEVROLET**  
*"We're Driven to keep you Satisfied"*

31201 AUTO CENTER DRIVE  
 P.O. BOX 4000  
 LAKE ELSINORE, CA 92531

**QUOTE**

QUOTE#SILVERADO

DATE: MAY 26, 2011  
 PREPARED BY: JIM SINGER  
 PH: 951-526-9140  
 FAX: 951-674-8957  
 E-MAIL: JSINGER@LAKECHEVROLET.COM

YUCAIPA VALLEY WATER DISTRICT  
 12770 SECOND ST.  
 YUCAIPA, CA. 92399-0730  
 909-797-5118  
 ATTN: JOE DESALLIERS

**NEW CHEVROLET SILVERADO 12' SELZI CONTRACTOR**  
**BODY, RACK & HITCH, GAS**  
 STOCK#t11007, VIN: BF110970

DESCRIPTION			
<b>SALE PRICE</b>			<b>\$38,072.00</b>
<b>DOC FEE</b>			<b>\$55.00</b>
<b>EST LICENSE &amp; REGISTRATION (EMEMPT)</b>			<b>\$0.00</b>
<b>SALES TAX ( SAN BERNARDINO CO 8.75% )</b>			<b>\$3,336.16</b>
			<b>\$41,463.66</b>
<b>PRICING INCLUDES ALL GM INCENTIVES AND BID ASSISTANCE.</b>			
<b>SUBJECT TO AVAILABILITY</b>			
<b>PRICING GOOD TILL 5/31/2011</b>			

**ALL VEHICLES ARE SUBJECT TO PRIOR SALE**  
**ALL NEW CHEVROLET LIGHT DUTY VEHICLES HAVE A 5 YEAR 100,000 MILE POWERTRAIN WARRANTY STANDARD**  
**REBATES/INCENTIVES ARE SUBJECT TO CHANGE WITHOUT NOTICE**  
**VEHICLES ARE ELIGIBLE FOR ALL INCENTIVES IN EFFECT AT TIME OF CONTRACT PREPARATION**  
**PROOF OF BUSINESS REQUIRED FOR SOME REBATES**  
**PAYMENT TERM AND RATES ARE SUBJECT TO LENDER APPROVAL**

**Thank you for your business!**

**2011 FORD F350 4X2 SUPER CAB/CHASSIS 1-TON DRW (DUAL REAR WHEELS)  
STATE OF CALIFORNIA CONTRACT #1-11-23-20**

SACRAMENTO	\$22,090.00	33
LOS ANGELES	\$22,240.00	75

MAJOR STANDARD EQUIPMENT: 2WD, 141" WB (60" CA), CLOTH BENCH SEAT, XL TRIM, AM/FM STEREO, 6.2L ENGINE, 5-SPEED AUTO TRANS, TELESCOPING TRAILER MIRRORS, A/C, SPEED CONTROL/TILT WHEEL		
<b>AVAILABLE OPTIONS</b>	<b>PRICE</b>	<b>√</b>
CHANGE TO 16,500 GVW (F450) (INCLUDES 6.8L V10)	6635.00	
CHANGE TO 17,950 GVW (F550) (INCLUDES 6.8L V10)	7515.00	
CHANGE TO 19,500 GVW (F550) (INCLUDES 6.8L V10)	1396.00	
CHANGE TO REGULAR CAB	(1793.00)	
CHANGE TO CREW CAB (4 FULL SIZE DOORS)	1078.00	
CHANGE TO 4WD	4022.00	
CHANGE WHEELBASE TO 165" (84" CA)	651.00	
CHANGE TO SINGLE REAR WHEEL (60" CA ONLY)	660.00	
DIESEL ENGINE	7072.00	
ENGINE BLOCK HEATER, 41H	68.00	
DAYTIME RUNNING LIGHTS 942	41.00	
VINYL SEATING	70.00	
HEAVY DUTY SERVICE SUSPENSION 67X	118.00	
POWER TAKE OFF 62R (REQUIRES 16,500 OR 17,950 GVW OR DIESEL ENGINE)	255.00	
XL VALUE PACKAGE, INCLUDES AM/FM/CD/MP3, CHROME FRONT BUMPER, CHROME HUB COVERS	548.00	
ELECTRONIC LOCKING REAR AXLE	356.00	
TOW COMMAND SYSTEM W/BRAKE CONTROLLER 52B	210.00	
CAB STEPS 18B	345.00	
BUCKET SEATS	561.00	
CLOTH 40/20/40	652.00	
POWER WINDOWS, DOOR LOCKS, MIRRORS 90L	976.00	
DUAL FUEL TANKS – DIESEL ONLY	677.00	
<b>ACCESSORIES</b>		
PRIVACY GLASS (DEALER INSTALLED)	375.00	
BLUETOOTH	495.00	
SYNC	428.00	
<b>UTILITY BODIES --</b>		
KNAPHEIDE, 6108DJ 37" HIGH – <a href="http://www.knapheide.com">www.knapheide.com</a>	5270.00	
PACIFIC BODY (Closed Top) -- <a href="http://www.pacifictruckequipment.com">www.pacifictruckequipment.com</a>	5300.00	
ROYAL, 40-VDO-108 (Open Top) – <a href="http://www.royaltruckbody.com">www.royaltruckbody.com</a>	5320.00	
SCELZI SBD-108-94-49-38-V (Closed Top) – <a href="http://www.scinc.com">www.scinc.com</a>	5500.00	
CTEC, 10438 (Open or Closed – circle) – <a href="http://www.ctctruckbody.com">www.ctctruckbody.com</a>	5785.00	
BUYERS SNOW PLOW – INSTALLED – included slow plow prep	6907.00	
RECEIVER HITCH & PLUG -- REQUIRES BODY	590.00	
FLAT BED, 9FT	3443.00	
FLAT BED, 9FT W/42" STAKES	4921.00	
FLAT BED, 12FT – REQUIRES 84" CA	3663.00	
FLAT BED, 12FT W/42" STAKES (REQUIRES 84" CA)	5352.00	
RUGBY 9' ELIMINATOR DUMP 2-3 YARD W/FOLD DOWN SIDES	9725.00	
DOCK BUMPER HD-ICC W/RECEIVER HITCH, 2 D-RINGS & TRAILER PLUG	590.00	
OVERHEAD MATERIAL RACK	1165.00	
TOOL BOX, UNDER BODY 36" (EACH)	495.00	
LIFTGATE 1000# TOMMYGATE	2870.00	
<b>FORD ESP EXTENDED WARRANTIES</b>		
5YEAR/100,000 MILE/\$100 DEDUCTIBLE EXTRA CARE	1866.00	
6YEAR/100,000 MILE/\$100 DEDUCTIBLE EXTRA CARE	2026.00	
<i>SPECIALIZED BODIES FOR TURN KEY VEHICLE AVAILABLE ON ALL F-SERIES</i>		
<i>OTHER MFGS AVAILABLE: ARBORTECH, AUTOCRANE, RUGBY, CRISTEEL, WALTCO, STAHL, SUPREME</i>		

**DOWNTOWN FORD SALES**  
 PH: (916) 442-6931, FAX: (916) 491-3138  
 CONTACT: DAVE FORBESS -or- SANDRA SCOTT  
[daveforbess@downtownfordsales.com](mailto:daveforbess@downtownfordsales.com) [sandra@downtownfordsales.com](mailto:sandra@downtownfordsales.com)

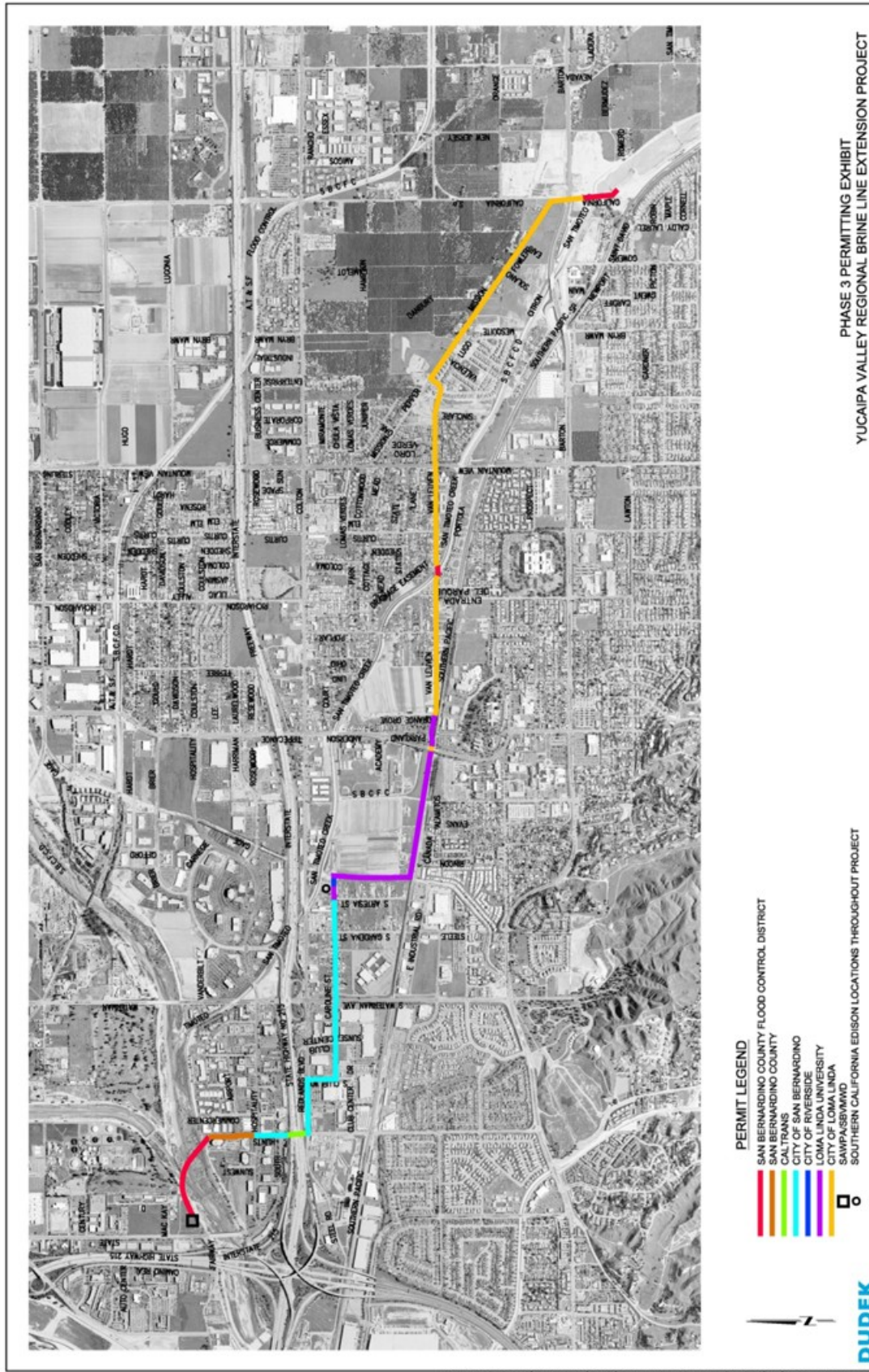


**Date:** June 15, 2011 **Job:** Not Applicable  
**Prepared By:** Joseph Zoba, General Manager **G/L:** Not Applicable  
**Subject:** Authorization to Complete Permitting and Encroachment Issues Related to the Yucaipa Valley Regional Brinline - Phase 3  
**Recommendation:** That the Board authorizes Brent Anton to execute permits, encroachment documents, easements, license agreements and related documents on behalf of the Yucaipa Valley Water District.

---

The District staff has been working diligently to finalize the permitting process and coordination with several local agencies for the construction of Phase 3 of the Yucaipa Valley Regional Brinline. One of the last municipalities to conclude the permitting process has requested verification of the District's designated representative to execute the construction related permits. Since Brent Anton has been instrumental in the coordination efforts with these public agencies, it would be beneficial for Mr. Anton to continue his close interactions with these municipalities.

By minute order, the Board of Directors should provide authorization to Brent Anton, Engineering Project Integrator to execute the necessary permitting documents with various agencies as shown on the attached diagram for the construction of the Yucaipa Valley Regional Brinline.



PHASE 3 PERMITTING EXHIBIT  
YUCAIPA VALLEY REGIONAL BRINE LINE EXTENSION PROJECT



**Date:** June 15, 2011 **Job:** Not Applicable

**Prepared By:** Joseph Zoba, General Manager **G/L:** Not Applicable

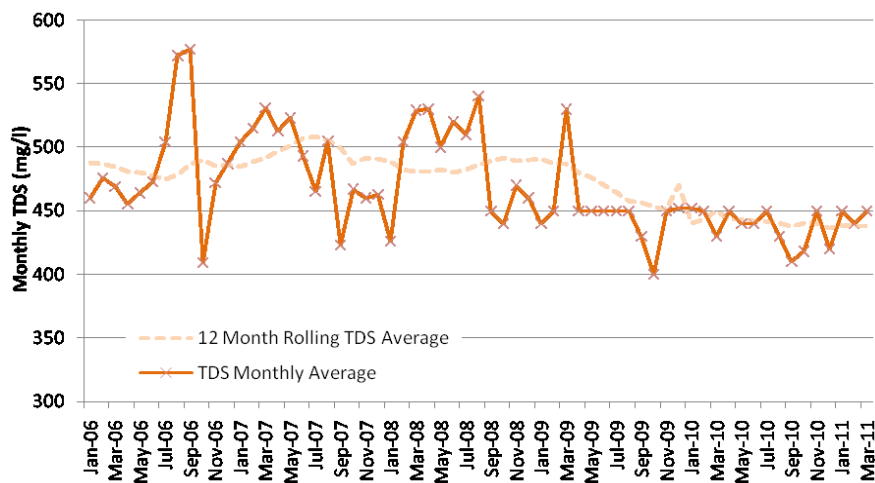
**Subject:** Authorization to Distribute a Notification of Rate Adjustment Pursuant to Proposition 218

**Recommendation:** That the Board authorizes the distribution of a rate adjustment notice and directs District staff to set a time and date for the public hearing pursuant to Proposition 218.

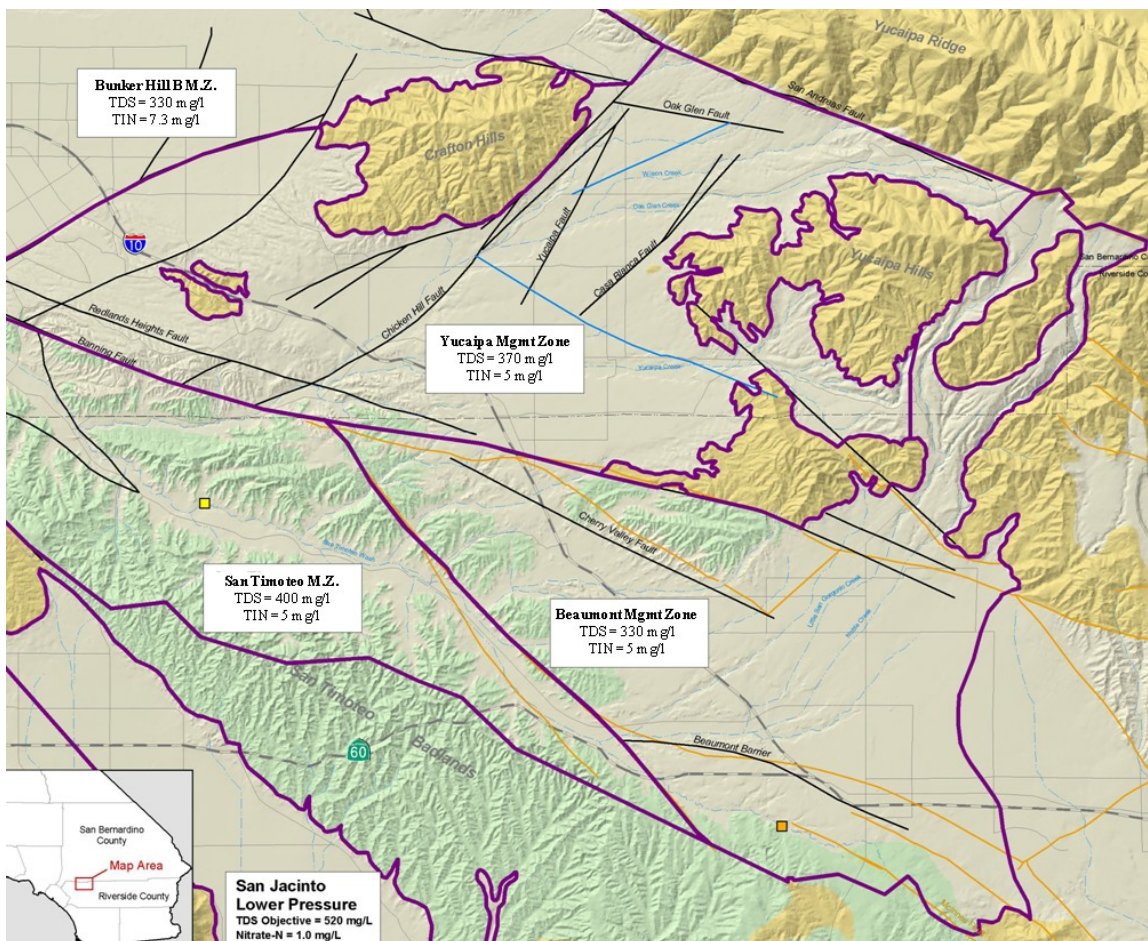
Federal law requires states to establish water quality standards for all water bodies within the state’s jurisdiction. A water quality standard is comprised of three parts: 1) the beneficial uses that apply to the water body; 2) the water quality criteria needed to protect those uses; and 3) an antidegradation policy to protect water quality that is already better than the applicable criteria. The Porter-Cologne Water Quality Control Act (Division 7, “Water Quality”, of the California Water Code) establishes similar requirements in state law.

In California, Regional Water Quality Control Boards enact water quality standards through a formal basin planning process that sets groundwater quality objectives. Each Regional Board publishes a Basin Plan that identifies individual water bodies within its jurisdiction, designates the beneficial uses that apply to each water body and specifies the water quality criteria (or objectives) for those water bodies. Although the federal Clean Water Act applies only to surface waters, the Porter-Cologne Act applies to both the ground and surface waters of California.

Of particular concern to the Yucaipa Valley Water District are the limitations set for total dissolved solids or salt constituents in the recycled water supply. Below is a diagram of the recycled water total dissolved solids concentration from the Wochholz Regional Water Recycling Facility.



The current monthly value of total dissolved solids in the recycled water supply is 450 mg/l with a twelve month average of 437 mg/l. To utilize the recycled water in the upper portion of the Santa Ana Watershed, the quality of the recycled water needs to meet an average quality of 330 mg/l for the Beaumont Management Zone; 370 mg/l for the Yucaipa Management Zone; or 400 mg/l for the San Timoteo Management Zone. In all cases, the amount of salt, or total dissolved solids of the recycled water, is more than the water quality objective set by the Regional Water Quality Control Board. These water quality objectives not only constrain the District from utilizing our recycled water without additional water treatment, they also require the District implement reverse osmosis treatment prior to discharging wastewater effluent into San Timoteo Creek.



While these stringent objectives will result in additional costs for the District and our customers, these standards are actually relaxed based on a demonstration that less restrictive water quality objectives provide a benefit to the people of California. The most protective water quality objectives are established as the “antidegradation” values and will be triggered if certain commitments are not fully achieved.

Total Dissolved Solids (Salinity Objectives) Impacting Yucaipa Valley Water District		
Groundwater Management Zone	Maximum Benefit Objective	Antidegradation Objective
San Timoteo	400 mg/l	300 mg/l
Yucaipa	370 mg/l	320 mg/l
Beaumont	330 mg/l	230 mg/l

The commitments made by the District in order to maintain the Maximum Benefit Objectives include the following provisions as contained within our waste discharge permit adopted on February 2, 2007 by the Regional Water Quality Control Board.

Description of Commitment	Compliance Date – as soon as possible, but no later than
<p>1. Surface Water Monitoring Program</p> <ul style="list-style-type: none"> <li>a. Submit Draft Monitoring Program to Regional Board</li> <li>b. Implement Monitoring Program</li> <li>c. Quarterly data report submittal</li> <li>d. Annual data report submittal</li> </ul>	<ul style="list-style-type: none"> <li>a. January 23, 2005</li> <li>b. Within 30 days from Regional Board approval of monitoring plan</li> <li>c. April 15, July 15, October 15, January 15</li> <li>d. February 15<sup>th</sup></li> </ul>
<p>2. Groundwater Monitoring Program</p> <ul style="list-style-type: none"> <li>a. Submit Draft Monitoring Program to Regional Board</li> <li>b. Implement Monitoring Program</li> <li>c. Annual data report submittal</li> </ul>	<ul style="list-style-type: none"> <li>a. January 23, 2005</li> <li>b. Within 30 days from Regional Board approval of monitoring plan</li> <li>c. February 15<sup>th</sup></li> </ul>
<p>3. Desalter(s) and Brine Disposal Facilities</p> <ul style="list-style-type: none"> <li>a. Submit plan and schedule for construction of desalter(s) and brine disposal facilities. Facilities are to operational as soon as possible but no later than 7 years from date of Regional Board approval of plan/schedule.</li> <li>b. Implement the plan and schedule</li> </ul>	<ul style="list-style-type: none"> <li>a. Within 6 months of either of the following:                             <ul style="list-style-type: none"> <li>i. When YVWD's effluent 5-year running average TDS exceeds 530 mg/L; and/or</li> <li>ii. When volume weighted average concentration in the Yucaipa MZ of TDS exceeds 360 mg/L</li> </ul> </li> <li>b. Within 30 days from Regional Board approval of plan</li> </ul>
<p>4. Non-potable water supply</p> <p>Implement non-potable water supply system to serve water for irrigation purposes. The non-potable supply shall comply with a 10-year running average TDS concentration of 370 mg/L or less</p>	<p>December 23, 2014</p>
<p>5. Recycled water recharge</p> <p>The recharge of recycled water in the Yucaipa or San Timoteo Management Zones shall be limited to the amount that can be blended with other recharge sources to achieve a 5-year running average equal to or less than the "maximum benefit" objectives for TDS and nitrate-nitrogen for the relevant</p>	<p>Compliance must be achieved by end of 5<sup>th</sup> year after initiation of recycled water use/recharge operations.</p>

Description of Commitment	Compliance Date – as soon as possible, but no later than
<p>Management Zone(s).</p> <ul style="list-style-type: none"> <li>a. Submit baseline report of amount, locations, and TDS and nitrogen quality of stormwater/imported water recharge.</li> <li>b. Submit documentation of amount, TDS and nitrogen quality of all sources of recharge and recharge locations. For stormwater recharge used for blending, submit documentation that the recharge is the result of YVWD enhanced recharge facilities/programs</li> </ul>	<ul style="list-style-type: none"> <li>a. Prior to initiation of construction of basins/other facilities to support enhanced stormwater/imported water recharge.</li> <li>b. Annually, by January 15<sup>th</sup>, after initiation construction of facilities/implementation of programs to support enhanced recharge.</li> </ul>
6. Ambient groundwater quality determination	July 1, 2005 and every 3 years thereafter
7. Replace denitrification facilities (necessary to comply with TIN wasteload allocation specified in Table 5-5)	New facilities shall be operational no later than December 23, 2007
<p>8. YVWD recycled water quality improvement plan and schedule</p> <ul style="list-style-type: none"> <li>a. Submit plan and schedule</li> <li>b. Implement plan and schedule</li> </ul>	<ul style="list-style-type: none"> <li>a. 60 days after the TDS 12-month running average effluent quality equals or exceeds 530 mg/L for 3 consecutive months and/or the 12-month running average TIN concentration equals or exceeds 6 mg/L in any month (once replacement denitrification facilities are in place)</li> <li>b. Upon approval by Regional Board</li> </ul>
<p>9. Remove/reduce the discharge of YVWD effluent from the unlined portion of San Timoteo Creek</p> <ul style="list-style-type: none"> <li>a. Submit proposed plan/schedule</li> <li>b. Implement plan/schedule</li> </ul>	<ul style="list-style-type: none"> <li>a. June 23, 2005</li> <li>b. Upon Regional Board approval</li> </ul>
<p>10. Construct the Western Regional Interceptor for Dunlap Acres</p> <ul style="list-style-type: none"> <li>a. Submit proposed construction plan and schedule. The schedule shall assure the completion of construction as soon as possible but no later than January 1, 2010.</li> <li>b. Implement plan and schedule</li> </ul>	<ul style="list-style-type: none"> <li>a. June 23, 2005</li> <li>b. Upon Regional Board approval</li> </ul>

The District continues to meet our commitments, however in November 2010, the District learned of the lack of assimilative capacity in the San Timoteo Management Zone which now requires the immediate implementation of reduced total dissolved solids to a five-year average of 400 mg/l in order not to trigger the even more restrictive and costly antidegradation objectives.

### Solutions and Salinity Management

The Yucaipa Valley Water District has been extremely proactive in finding a solution to this problem that will provide our customers with a reasonable balance between value, certainty, and risk. To help and assist the District, we have received grant funds from California Proposition 13, California Proposition 50, the United States Environmental Protection Agency and the United States Bureau of Reclamation. These funding sources have been matched with District funds to the maximum extent possible. However, there remains a portion of the funding that will need to be completed with the adjustment of water and sewer rates to our customers.

The District staff recognizes the difficult economic times that face our customers and are extremely sensitive to proposing any rate adjustment at this time. However, without the additional funding, it is likely that the District will risk losing millions of dollars in federal and state grant funds received for these important projects. Even with the loss of outside funding, the District will still be required to meet the stringent water quality objectives set by the Regional Water Quality Control Board.

Additionally, the District staff is proposing rate adjustments directly related to the construction of infrastructure and operation of the proposed improvements. Rates adjustments are not being proposed for salary increases, benefits, or other administrative related expenses.

The District staff has produced a draft document that will be reviewed and sent to District customers upon approval by the Board of Directors.

This newsletter was originally approved as Director Memorandum No. 11-044 on May 18, 2011. However, due to scheduling constraints, the District staff has changed the date of the public hearing to August 17, 2011.



## Yucaipa Valley Water District

12770 Second Street, Yucaipa, California 92399

This notice explains a proposed water and sewer rate adjustment for customers receiving drinking water, recycled water and/or sewer service from the Yucaipa Valley Water District. The proposed rate adjustments will be presented to the Board of Directors at a Public Hearing on August 17, 2011, at 6:00 p.m. The purpose of this rate adjustment is to facilitate the construction of pipelines, a reservoir, booster stations, a salt disposal brineline and reverse osmosis equipment in order to meet the water quality objectives set by the Regional Water Quality Control Board.

### How would water and sewer rates change?

The Yucaipa Valley Water District is proposing a \$1.00 increase to the monthly water service charge and a \$1.00 increase to the monthly sewer charge effective September 1, 2011. The monthly water and sewer charges would each increase by \$1.00 again on July 1, 2012, July 1, 2013, and July 1, 2014.

For residential customers receiving both water and sewer service from the District, the proposed rate adjustment would result in an additional charge of \$2.00 per month each time the rate adjustment is implemented.

### BACKGROUND INFORMATION

In California, Regional Water Quality Control Boards enact water quality regulations that are designed to protect water quality throughout the state. With limited natural water percolation and recharge of our groundwater basins, the Yucaipa Valley Water District is particularly impacted by water quality regulations set for total dissolved solids (commonly known as salts or minerals) in recycled water produced from the wastewater treatment plant.

Total dissolved solids represent the combined content of all inorganic and organic molecules in a liquid. Total dissolved solids are generally represented by the residual that remains after water is evaporated. High levels of total dissolved solids generally indicate hard water, which can cause scale buildup in pipes, faucets and fixtures.

## Notice of Public Hearing

Please take notice that the Yucaipa Valley Water District will conduct a public hearing on:

**Wednesday, August 17, 2011  
at 6:00 p.m.**

**Yucaipa Valley Water District  
12770 Second Street  
Yucaipa, California 92399**

The public hearing will be conducted to consider proposed adjustments to the District's water and sewer rates. The date and time of the public hearing is set not less than 45 days after the mailing of this notice of the proposed rate adjustments to the record owners who currently receive water and/or sewer service from the Yucaipa Valley Water District.

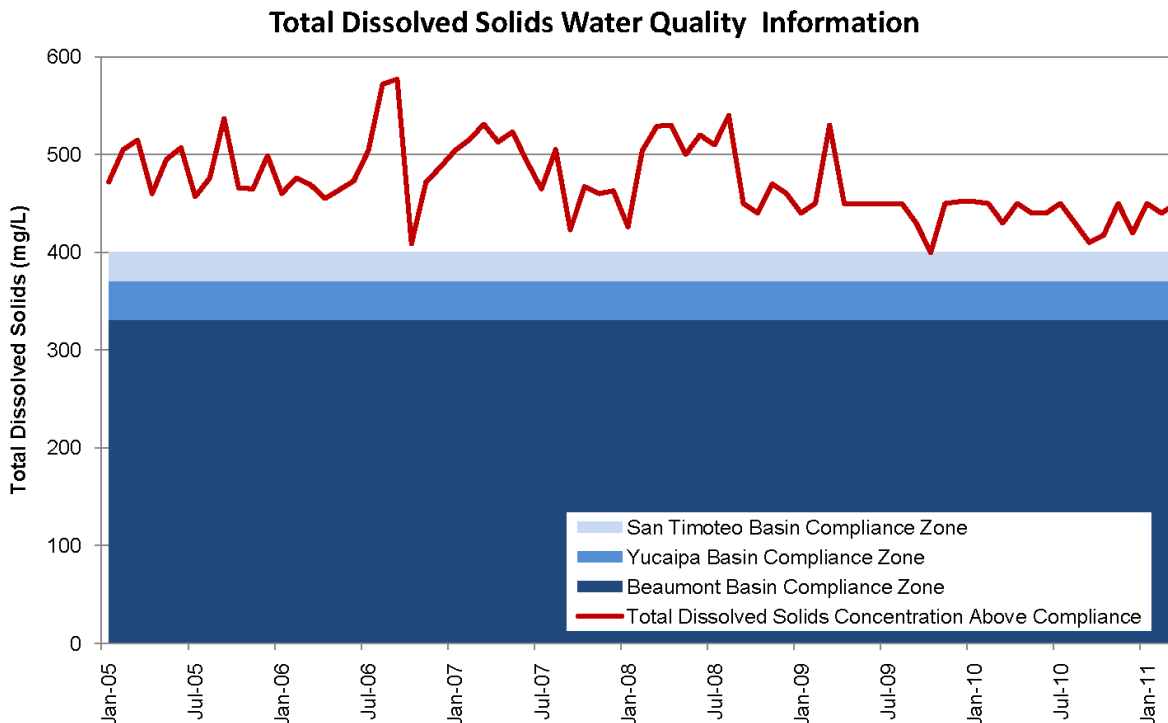
The Yucaipa Valley Water District Board of Directors shall consider all protests against the proposed rates. However; state law (Article XIII D, Section 6 of the State Constitution) provides that only written protests from property owners shall be counted to determine whether a majority protest to the proposed rate adjustments exists.

This notice provides a description of how to file a protest against the proposed water and sewer rate adjustments. This information is provided on the last page of this newsletter.

The Yucaipa Valley Water District is also conducting tours of our water and sewer facilities to provide an opportunity for our customers to learn more about the advanced water and sewer filtration technology necessary to meet stringent water quality standards.

For more information about District tours or the proposed rate adjustment, please contact us at (909) 797-5117 or visit our website at [www.yvwd.dst.ca.us](http://www.yvwd.dst.ca.us).

The Yucaipa Valley Water District has taken steps to reduce and stabilize the amount of salt and naturally occurring minerals (total dissolved solids) in our water supplies. But as shown in the diagram below, the amount of salt and minerals (total dissolved solids) remains above the water quality objectives set by the Regional Water Quality Control Board. For regulatory compliance, the red line in the following graph needs to be within the blue shaded area, or less than 400 parts per million (milligrams per liter, mg/l).



While stringent water quality regulations have been designed to protect groundwater quality, these regulations will require the Yucaipa Valley Water District to be the first in the Inland Empire to add a molecular filtration process (reverse osmosis) to the District’s wastewater treatment plant. This process will separate salts and minerals from recycled water producing an exceptionally high quality water resource that will be used to augment our limited water supplies. The salts and minerals removed from the recycled water will be transported by a separate brine disposal pipeline to Orange County Sanitation District for treatment and disposal to the Pacific Ocean.

These stringent water quality objectives clearly result in additional costs to our customers. If the Yucaipa Valley Water District does not construct the proposed facilities necessary to reduce the amount of total dissolved solids, the regulatory threshold will be lowered further requiring the same facilities to be constructed, and increasing operational and maintenance costs to remove more salts and minerals from the recycled water supply.

Groundwater Management Zone	Current Regulatory Limit for Total Dissolved Solids	Revised Regulatory Limit for Failing to Comply with the Current Requirements
Beaumont Management Zone	330 mg/l	230 mg/l
Yucaipa Management Zone	370 mg/l	320 mg/l
San Timoteo Management Zone	400 mg/l	300 mg/l

Source: California Regional Water Quality Control Board Santa Ana Region, Resolution R8-2004-0001, Table 4-1.

### SOLUTIONS AND SALINITY MANAGEMENT

The Yucaipa Valley Water District has evaluated and implemented a series of practical solutions to solve this regulatory issue. Many customers of the Yucaipa Valley Water District have noticed that the drinking water has become softer. Customers are now able and encouraged to eliminate the expense of water softeners since the drinking water provided contains fewer naturally occurring salts and minerals. This improved drinking water quality should extend the life of several household appliances like dishwashers, washing machines and hot water heaters.

Additionally, the Yucaipa Valley Water District has successfully secured outside funding from several state and federal sources to construct the infrastructure necessary to solve this regulatory issue. The following agencies and funding sources are helping to solve this issue:

- State of California, Proposition 13 ..... \$6.0 million
- State of California, Proposition 50..... \$3.9 million
- United States Department of the Interior, Bureau of Reclamation ..... \$4.2 million
- United States Environmental Protection Agency ..... \$7.8 million

These funding sources are being applied to the construction of new infrastructure projects and matched with District funds to the maximum extent possible. However, a low-interest loan provided by the State Water Resources Control Board is required for the remaining infrastructure projects which is the reason for the proposed rate adjustment. This rate notification has been reviewed by staff members from the State Water Resources Control Board in order that a low-interest loan can be obtained for the infrastructure projects.

The Yucaipa Valley Water District recognizes the difficult economic times our customers face and we are extremely sensitive to proposing any rate adjustment at this time. However, without the low-interest loan, it is likely that the Yucaipa Valley Water District will risk losing federal and state grant funds and be required to meet more rigorous water quality requirements already established by the Regional Water Quality Control Board.

### SUMMARY OF RATE ADJUSTMENTS

The proposed rate adjustment to the monthly water and recycled water service charge per Equivalent Dwelling Unit or Single Family Home is described below:

Current Monthly Water Charge	Effective September 1, 2011	Effective July 1, 2012	Effective July 1, 2013	Effective July 1, 2014
\$ 10.00	\$ 11.00	\$ 12.00	\$ 13.00	\$ 14.00

The proposed rate adjustment to the monthly sewer service charge per Equivalent Dwelling Unit or Single Family Home is described below:

Current Monthly Sewer Charge	Effective September 1, 2011	Effective July 1, 2012	Effective July 1, 2013	Effective July 1, 2014
\$ 38.43	\$ 39.43	\$ 40.43	\$ 41.43	\$ 42.43

### PUBLIC HEARING

A public hearing to consider the rate adjustments will be held at a regular meeting of the Yucaipa Valley Water District Board of Directors on Wednesday, August 17, 2011 at 6:00 p.m. at the District office located at 12770 Second Street, Yucaipa, California.

## WRITTEN PROTEST PROCEDURE

A property owner may file a written protest to the proposed rate adjustments in one of the following ways:

1. Through the United States mail.
2. By deposit in the utility drop box at the Yucaipa Valley Water District office.
3. By hand delivery to the Yucaipa Valley Water District during normal business hours.
4. By hand delivery to the Yucaipa Valley Water District prior to the public hearing.

Written protests must be received by the Yucaipa Valley Water District no later than Wednesday, August 17, 2011 by the conclusion of the public hearing. Written protests should be addressed as follows:

Yucaipa Valley Water District  
12770 Second Street, Yucaipa CA 92399  
Post Office Box 730  
Yucaipa, California 92399

Each written protest must include the parcel owner's name, service address, a description of the property (address or assessor's parcel number) sufficient to identify the property, and the parcel owner's signature. No more than one protest per parcel may be submitted.

A majority protest exists only in the event that a majority of owners of the identified parcels submit written protests against the proposed rate adjustment to the Yucaipa Valley Water District. Written protests shall be part of the public record as defined in Section 6252 of the Government Code. If the count of written protests from property owners shows that a majority protest is received, the proposed rate adjustments shall not be implemented. If a majority protest fails, the Board of Directors shall consider adoption of the proposed rate adjustment following the public hearing.



Yucaipa Valley Water District

### **Important Rate Information Enclosed**

The Yucaipa Valley Water District is dedicated to keeping our customers informed and educated about our investment in infrastructure, regional water issues, and the management of our natural water resources. To enhance the information routinely provided at our board meetings and workshops, we also offer special tours to our customers.

Please join us on a tour of the drinking water filtration facility and sewer treatment plant to learn more about the issues and solutions implemented by the Yucaipa Valley Water District to protect our limited natural water resources.

If you are interested in participating in a tour, please contact Jennifer Ares at (909) 790-3301.



**Date:** June 15, 2011 **Job:** Not Applicable

**Prepared By:** Joseph Zoba, General Manager **G/L:** Not Applicable

**Subject:** Adoption of Resolution No. 13-2011 Changing the Boundaries of District Divisions

**Recommendation:** That the Board adopts Resolution No. 13-2011 as presented.

Pursuant to California Elections Code Section 22000, the Yucaipa Valley Water District is required to adjust the division boundaries of our elected officials after each federal census. In some cases, the Board of Directors may decide to adjust the division boundaries following the annexation of territory if there is a material change to the population.

Based on the most recent census data, the District staff has balanced the population within each division boundary to the extent practicable. The 2010 census data, the Yucaipa Valley Water District has a total service area population of 58, 819. Ideally, each division would have an equal population of 11,764, or 20% of the total District population. The results of the proposed division boundary adjustment have the following population distribution statistics:

	Division One	Division Two	Division Three	Division Four	Division Five	Total
Proposed Division Population	11,734	11,654	11,777	11,868	11,786	58,819
Percentage of Total District Population	19.95%	19.81%	20.02%	20.18%	20.04%	100%
Variance from Equal (20%) Population Distribution	(0.05%)	(0.19%)	0.02%	0.18%	0.04%	--

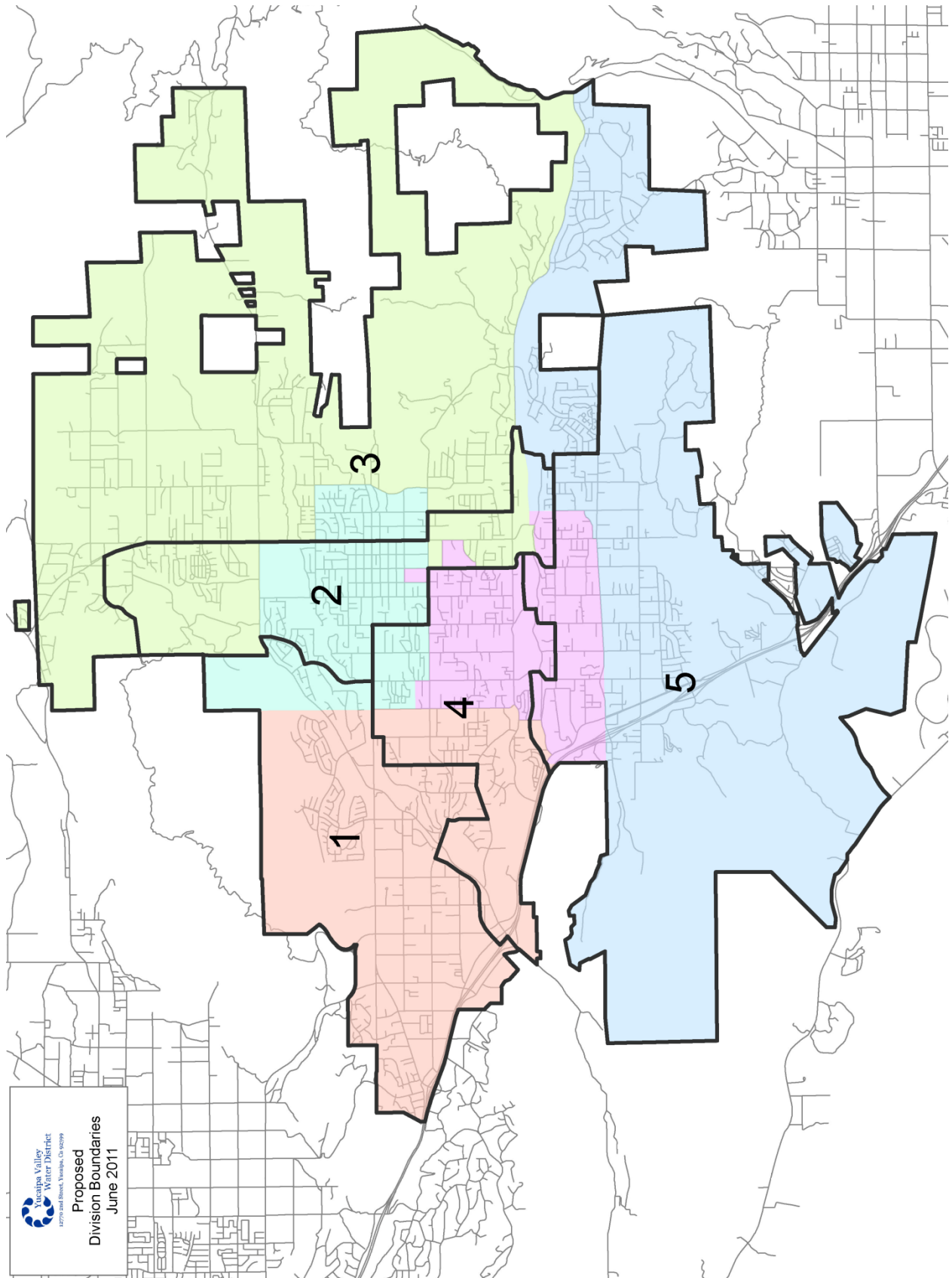
The most significant change to the District’s population from 2000 to 2010 occurred within the Chapman Heights development. The population change from new homes constructed within Division 1 required the District staff to realign the other boundaries to accommodate the growth within this division.

The purpose of this workshop item is to provide the board with information on the methodology used and the consideration given to factors such as: (1) topography, (2) geography, (3) cohesiveness, contiguity, integrity, and compactness of territory, and (4) community of interests of the District.

The attached map provides an illustration of the existing division boundaries (shaded areas) and the proposed division boundary lines (outlined area) for each division.

2010 Census Data Evaluation - Summary of Census Data Block Groups

Identification	Data Description	Population Within YVWD Boundary				
		Division 1	Division 2	Division 3	Division 4	Division 5
60650438021	Block Group 1, Census Tract 438.02, Riverside County, California	2,168				2,168
60650438022	Block Group 2, Census Tract 438.02, Riverside County, California	919				919
60650438023	Block Group 3, Census Tract 438.02, Riverside County, California	2,029				2,029
60650438111	Block Group 1, Census Tract 438.11, Riverside County, California	1,469		636		833
60650438231	Block Group 1, Census Tract 438.23, Riverside County, California	75				75
60650438232	Block Group 1, Census Tract 438.23, Riverside County, California	648				648
60710085005	Block Group 5, Census Tract 85, San Bernardino County, California	95				
60710086022	Block Group 2, Census Tract 86.02, San Bernardino County, California	291	91			4
60710087031	Block Group 1, Census Tract 87.03, San Bernardino County, California	2,260		291		
60710087032	Block Group 2, Census Tract 87.03, San Bernardino County, California	1,055		2,260		
60710087033	Block Group 3, Census Tract 87.03, San Bernardino County, California	2,220		1,055		
60710087034	Block Group 4, Census Tract 87.03, San Bernardino County, California	1,883		2,220		
60710087041	Block Group 1, Census Tract 87.04, San Bernardino County, California	1,220		1,883		
60710087042	Block Group 2, Census Tract 87.04, San Bernardino County, California	1,133			1,220	
60710087043	Block Group 3, Census Tract 87.04, San Bernardino County, California	1,537			1,537	
60710087044	Block Group 4, Census Tract 87.04, San Bernardino County, California	2,606			2,606	
60710087045	Block Group 5, Census Tract 87.04, San Bernardino County, California	1,293				1,293
60710087051	Block Group 1, Census Tract 87.05, San Bernardino County, California	1,247	1,247			
60710087052	Block Group 2, Census Tract 87.05, San Bernardino County, California	962	962			
60710087053	Block Group 3, Census Tract 87.05, San Bernardino County, California	1,187	1,187			
60710087054	Block Group 4, Census Tract 87.05, San Bernardino County, California	1,221	1,221			
60710087061	Block Group 1, Census Tract 87.06, San Bernardino County, California	1,593	1,593			
60710087062	Block Group 2, Census Tract 87.06, San Bernardino County, California	4,805	2,654	387		
60710087063	Block Group 3, Census Tract 87.06, San Bernardino County, California	3,144	1,764			
60710087064	Block Group 4, Census Tract 87.06, San Bernardino County, California	985	3,144			
60710087065	Block Group 5, Census Tract 87.06, San Bernardino County, California	1,425	985			
60710087081	Block Group 1, Census Tract 87.08, San Bernardino County, California	1,225	1,425			
60710087082	Block Group 2, Census Tract 87.08, San Bernardino County, California	1,718	1,225			1,718
60710087083	Block Group 3, Census Tract 87.08, San Bernardino County, California	1,409	644	765		
60710087091	Block Group 1, Census Tract 87.09, San Bernardino County, California	524			524	
60710087092	Block Group 2, Census Tract 87.09, San Bernardino County, California	1,008			267	
60710087093	Block Group 3, Census Tract 87.09, San Bernardino County, California	1,272			1,272	
60710087094	Block Group 4, Census Tract 87.09, San Bernardino County, California	1,358				1,358
60710087101	Block Group 1, Census Tract 87.10, San Bernardino County, California	1,527			1,527	
60710087102	Block Group 2, Census Tract 87.10, San Bernardino County, California	1,640			1,640	
60710087103	Block Group 3, Census Tract 87.10, San Bernardino County, California	1,275			1,275	
60710088001	Block Group 1, Census Tract 88, San Bernardino County, California	1,414		1,414		
60710088002	Block Group 2, Census Tract 88, San Bernardino County, California	1,932	1,932			
60710088003	Block Group 3, Census Tract 88, San Bernardino County, California	2,181	2,181			
60710088004	Block Group 4, Census Tract 88, San Bernardino County, California	855		855		
60710115001	Block Group 1, Census Tract 115, San Bernardino County, California	11		11		
<b>Total</b>		<b>58,819</b>	<b>11,734</b>	<b>11,777</b>	<b>11,868</b>	<b>11,786</b>
		<b>Variance from Equal Population Distribution of 11,764 - Over (Under):</b>				
			<b>(30)</b>		<b>(110)</b>	<b>22</b>
		<b>Variance from Equal Percentage Distribution of 20% - Over (Under):</b>				
			<b>(0.05%)</b>		<b>(0.19%)</b>	<b>0.04%</b>



**ELECTIONS CODE - SECTION 22000**

Elections Code, Section 22000.

- (a) Each district required by its authorizing act to adjust division boundaries pursuant to this section shall, by resolution, after each federal decennial census, and using that census as a basis, adjust the boundaries of any divisions so that the divisions are, as far as practicable, equal in population and in compliance with Section 1973 of Title 42 of the United States Code, as amended, to the extent those provisions are applicable. In adjusting the boundaries of the district, the board may give consideration to the following factors: (1) topography, (2) geography, (3) cohesiveness, contiguity, integrity, and compactness of territory, and (4) community of interests of the district. This section does not apply to districts in which only landowners vote for directors or whose directors are all elected at large or appointed.
- (b) The resolution specified in subdivision (a) shall be adopted by a vote of not less than a majority of the directors.
- (c) At the time of, or after, any annexation of territory to the district, the board of directors shall designate, by resolution, the division of which the annexed territory shall be a part.
- (d) No change in division boundaries may be made within 180 days preceding the election of any director.
- (e)
  - (1) A change in division boundaries shall not affect the term of office of any director.
  - (2) If division boundaries are adjusted, the director of the division whose boundaries have been adjusted shall continue to be the director of the division bearing the number of his or her division as formerly comprised until the office becomes vacant by means of term expiration or otherwise, whether or not the director is a resident within the boundaries of the division as adjusted.
- (f) The successor to the office in a division whose boundaries have been adjusted shall be a resident and voter of that division.
- (g) A district is not required to adjust the boundaries of any divisions pursuant to this section until after the 2000 federal decennial census.
- (h) Nothing in this section shall be construed to prohibit or restrict a district from adjusting the boundaries of any divisions whenever the governing body of the district determines by a two-thirds vote of the governing body that a sufficient change in population has occurred that makes it desirable in the opinion of the governing body to adjust the boundaries of any divisions, or whenever any territory is added by or excluded from the district.

**RESOLUTION NO. 13-2011****RESOLUTION OF THE BOARD OF DIRECTORS OF THE  
YUCAIPA VALLEY WATER DISTRICT  
CHANGING THE BOUNDARIES OF DISTRICT DIVISIONS**

WHEREAS, Water Code Sections 30733(c) and 30734(c) provide that the Board of Directors of a County Water District may, at any time after initially dividing the district into divisions, by resolution change the boundaries of the divisions to keep them as nearly equal in population and size as practicable; and

WHEREAS, the Yucaipa Valley Water District (hereinafter "the District") has been divided into five divisions, and the Board of Directors of the District now desire to change the boundaries of those divisions; and

WHEREAS, the District has recently received and calculated new division boundaries nearly equal in population as practicable based on the 2010 census data and that the proposed new division boundaries are substantially in compliance with all of the requirements of the law; and

WHEREAS, Elections Code Sections 1515.1 and 23526 set forth requirements for submission of information regarding the District's division boundaries, which requirements are met by the action taken herein.

NOW, THEREFORE, be it resolved by the Board of Directors of Yucaipa Valley Water District as follows:

1. That the Board of Directors of the Yucaipa Valley Water District, a County Water District formed pursuant to the provisions of Water Code Sections 30000 et seq., hereby amends and changes the boundaries of its divisions as indicated on the map attached and incorporated herein in full by reference.
2. That the division boundaries indicated on the attached map hereto comply with the requirements of the law and are as nearly equal in population as practicable based on the 2010 census data.
3. That the Secretary of the District transmits to the County Clerks of San Bernardino and Riverside Counties a certified copy of this Resolution.

PASSED, APPROVED and ADOPTED this 15<sup>th</sup> day of June 2011

YUCAIPA VALLEY WATER DISTRICT

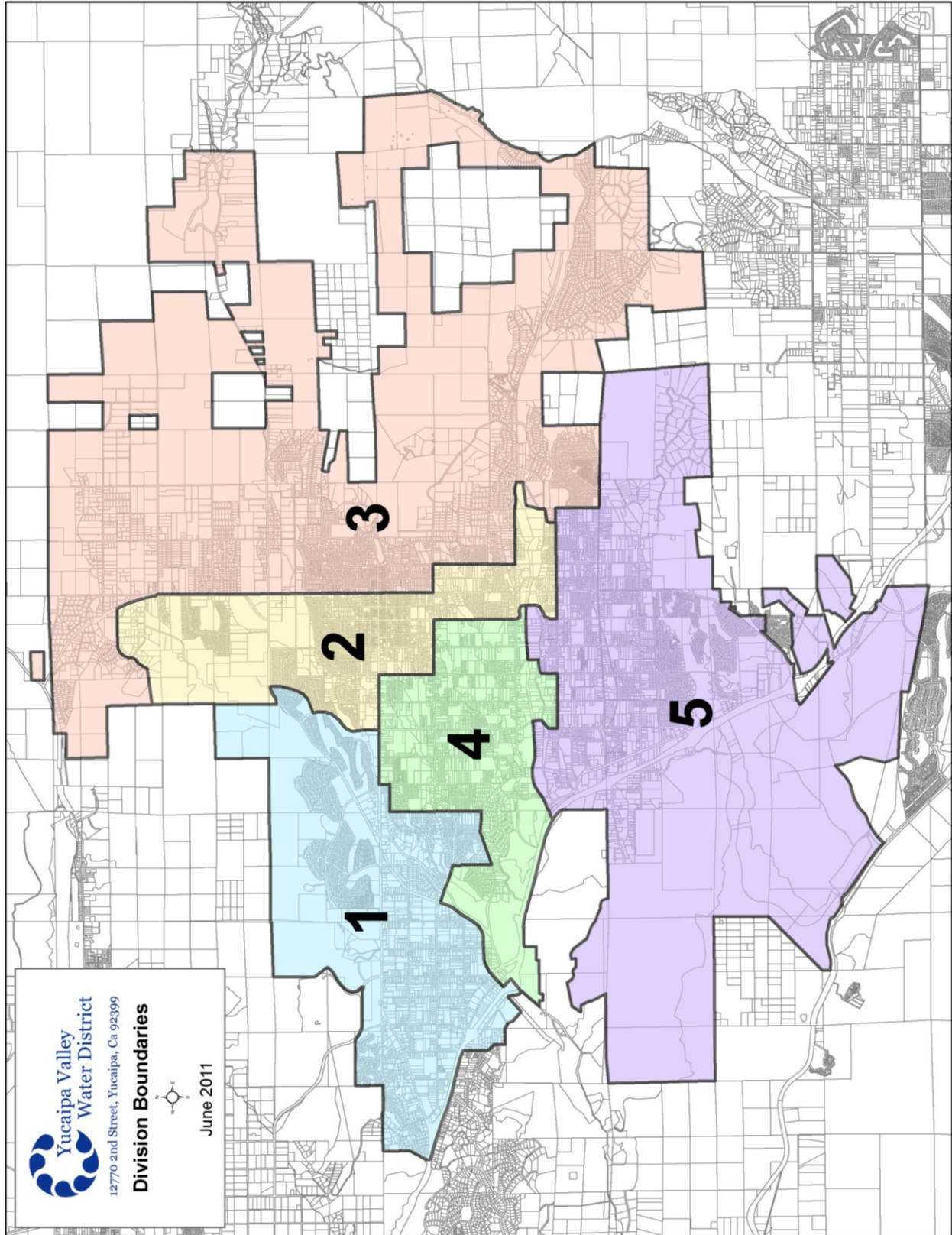
---

Jay Bogh, President Board of Directors

ATTEST:

---

Joseph B. Zoba, General Manager



STATE OF CALIFORNIA

COUNTY OF RIVERSIDE  
AND SAN BERNARDINO

I, Joseph B. Zoba, Secretary of the Board of Directors of the Yucaipa Valley Water District, California, do hereby certify that the foregoing resolution being Resolution No. 13-2011 was duly passed, approved and adopted by said Board, approved and signed by the President, and attested by the Secretary at the Regular Meeting held on the 15<sup>th</sup> day of June 2011, and that the same was passed and adopted by the following vote:

AYES:

NOES:

ABSENT:

ABSTAIN:

Executed this 15<sup>th</sup> day of June 2011 at Yucaipa, CA

---

Joseph B. Zoba, Secretary of the  
Yucaipa Valley Water District and of the  
Board of Directors

(Seal)

# DIRECTOR COMMENTS

# ANNOUNCEMENTS