



Yucaipa Valley Water District

Notice and Agenda of a Board Workshop

Tuesday, August 9, 2011 at 4:00 p.m.

MEETING LOCATION: District Administration Building
12770 Second Street, Yucaipa

MEMBERS OF THE BOARD: Director Ian Cuthbertson, Division 1
Director Bruce Granlund, Division 2
Director Jay Bogh, Division 3
Director Lonni Granlund, Division 4
Director Hank Wochholz, Division 5

- I. Call to Order
- II. Public Comments: At this time, members of the public may address the Board of Directors on matters within its jurisdiction; however, no action or significant discussion may take place on any item not on the agenda. To provide comments on specific agenda items, please complete a speaker's request form and provide that form to the Board Secretary prior to the commencement of the Board meeting.
- III. Staff Comments
- IV. Presentations
 - A. Nitrogen and TDS Water Quality Changes in the Yucaipa, San Timoteo, and Beaumont Management Zones [[Workshop Memorandum No. 11-115 - Page 3 of 77](#)]
- V. Capital Improvement Projects
 - A. Status Report on the Design of Recycled Water Reservoir R-10 and Related Recycled Water Facilities [[Workshop Memorandum No. 11-116 - Page 6 of 77](#)]
 - B. Status Report on the Construction of Drinking Water Pipelines in Second Street, Yucaipa [[Workshop Memorandum No. 11-117 - Page 9 of 77](#)]
 - C. Status Report on the Construction of the Yucaipa Valley Regional Brineline [[Workshop Memorandum No. 11-118 - Page 11 of 77](#)]
 - D. Construction Contract for Phase 3 of the Yucaipa Valley Regional Brineline [[Workshop Memorandum No. 11-119 - Page 14 of 77](#)]

Any person with a disability who requires accommodation in order to participate in this meeting should telephone Erin Anton at (909) 797-5117, at least 48 hours prior to the meeting in order to make a request for a disability-related modification or accommodation.

Materials related to an item on this agenda submitted to the Board of Directors after distribution of the workshop packet are available for public inspection during normal business hours at the District office located at 12770 Second Street, Yucaipa. Meeting material is also be available on the District's website at www.yvwd.dst.ca.us

- E. Construction Management Services for Phase 3 of the Regional Brineline Extension [[Workshop Memorandum No. 11-120 - Page 27 of 77](#)]
- F. Environmental Compliance Services for Phase 3 of the Yucaipa Valley Regional Brineline [[Workshop Memorandum No. 11-121 - Page 35 of 77](#)]
- G. Engineering Related Services for Phase 3 of the Yucaipa Valley Regional Brineline [[Workshop Memorandum No. 11-122 - Page 42 of 77](#)]
- VI. Administrative Issues
 - A. Unaudited Financial Report for July 2011 [[Workshop Memorandum No. 11-123 - Page 51 of 77](#)]
- VII. Director Comments
- VIII. Closed Session
 - A. Conference with Labor Negotiator (Government Code 54957.6)
District Negotiator: Joseph Zoba, General Manager
Employee Organization: IBEW Local Union 14356 - YVWD Employees Association
 - B. Conference with Labor Negotiator (Government Code 54957.6)
District Negotiator: Joseph Zoba, General Manager
Employee Organization: Supervisor Bargaining Unit
 - C. Conference with Labor Negotiator (Government Code 54957.6)
District Negotiator: Joseph Zoba, General Manager
Employee Organization: Confidential Employee Bargaining Unit
 - D. Conference with Labor Negotiator (Government Code 54957.6)
District Negotiator: Joseph Zoba, General Manager
Employee Organization: Exempt Employee Bargaining Unit
 - E. Conference with Legal Counsel - Anticipated Litigation (Government Code 54956.9(b)) - One Case
- IX. Adjournment



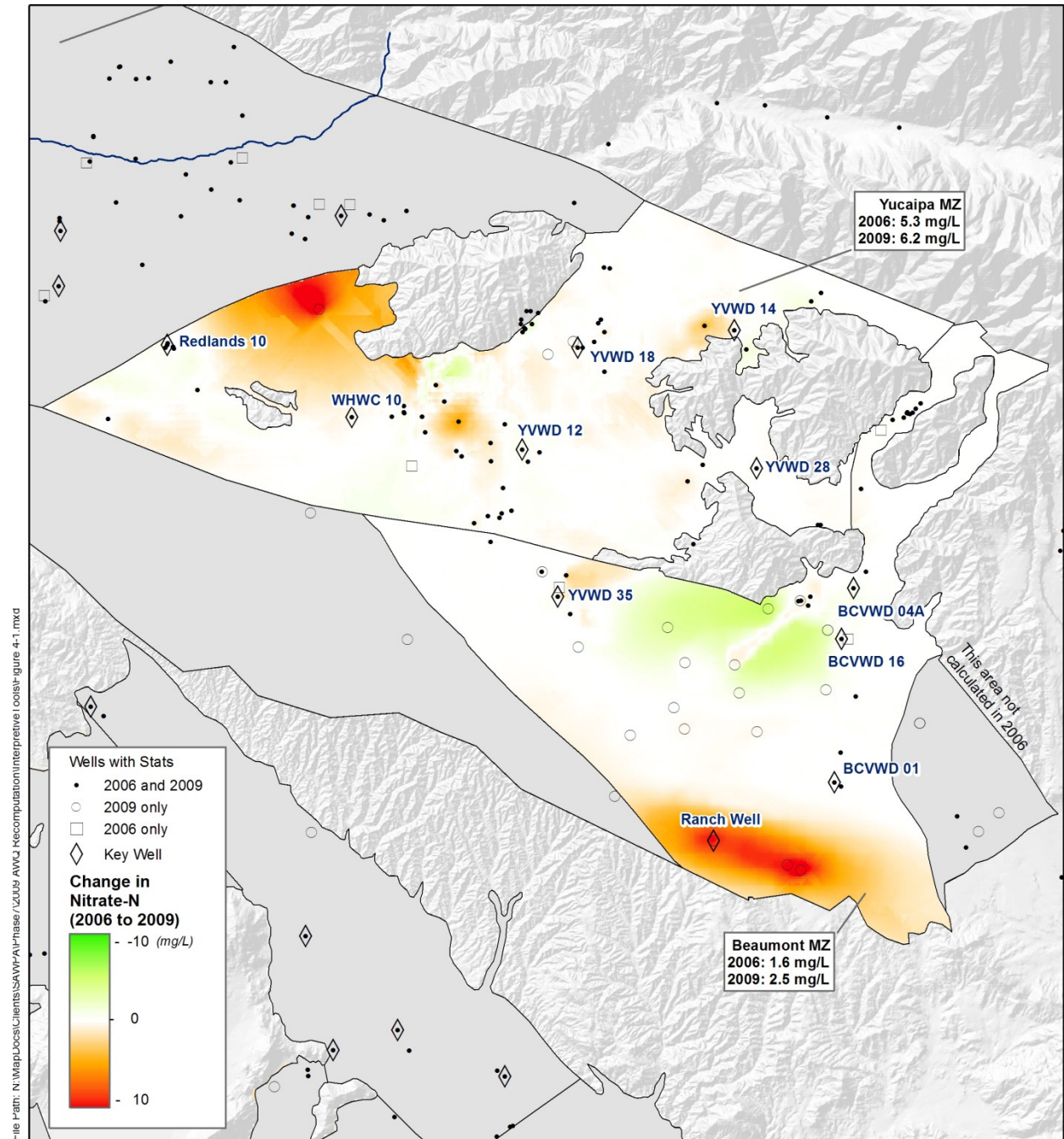
Date: July 26, 2011

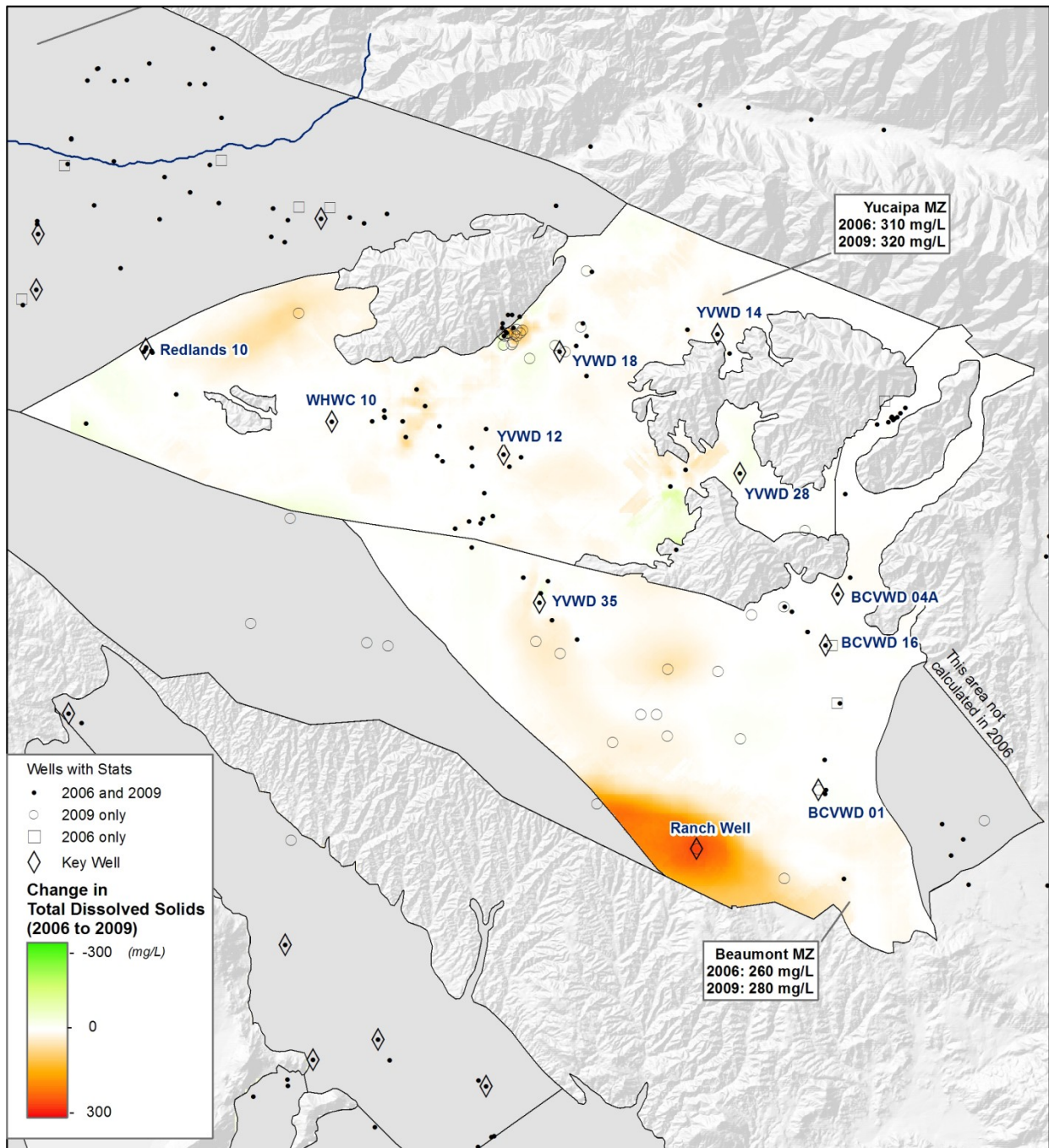
Subject: Nitrogen and TDS Water Quality Changes in the Yucaipa, San Timoteo, and Beaumont Management Zones

At the board workshop on July 26, 2011, the Board of Directors received information about the recomputation of ambient water quality in the Santa Ana Watershed for the period of 1990 to 2009 [Workshop Memorandum No. 11-104]. This water quality analysis was prepared as a requirement of the 2004 Basin Plan amendment adopted by the Regional Water Quality Control Board.

The District staff recently received an updated illustration that shows the TDS and nitrogen concentration change in the local groundwater basins from 2006 to 2009. The illustration prepared by Wildermuth Environmental at the District's request to assist in our groundwater management issues.

During this workshop item, a brief presentation will be provided to summarize the regulatory requirements and groundwater management strategy for the Yucaipa, San Timoteo, and Beaumont Management Zones.





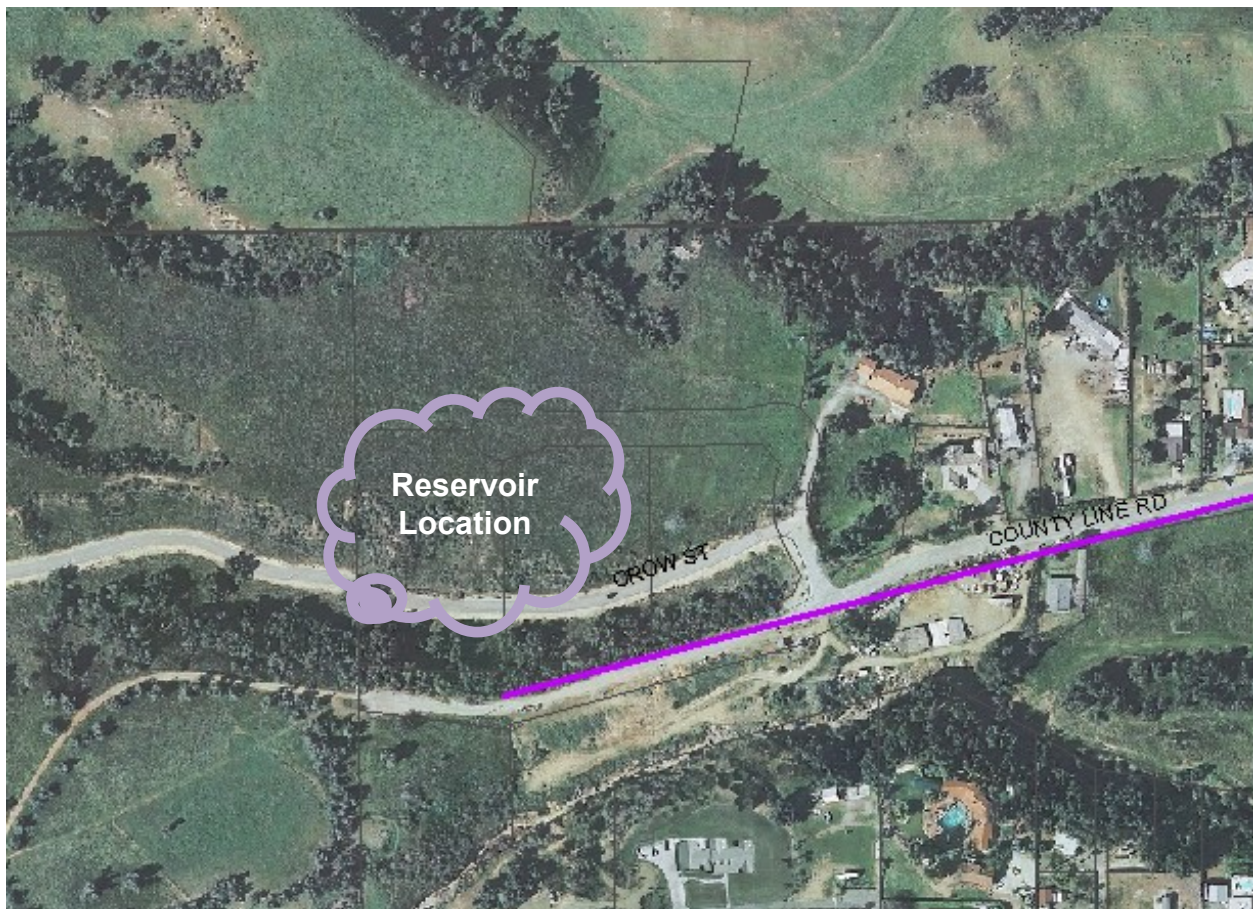


Date: August 9, 2011

Subject: Status Report on the Design of Recycled Water Reservoir R-10 and Related Recycled Water Facilities

On May 4, 2011, the Board of Directors awarded a design contract to Krieger & Stewart for the recycled water reservoir and booster station located in Pressure Zone 10. The booster station will be designed to pump recycled water to Pressure Zones 11 and 12.

The purpose of this agenda item is to provide an update on the status of the design and overall project schedule.



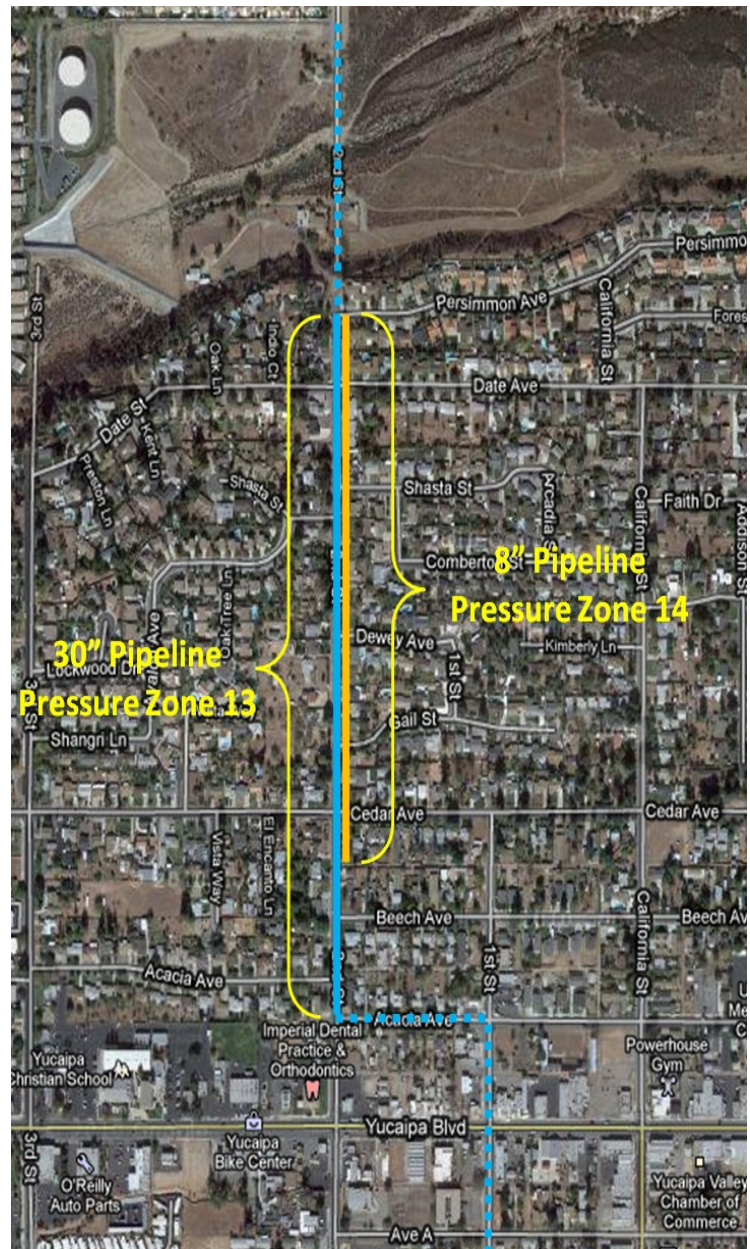
Date: August 9, 2011

Subject: Status Report on the Construction of Drinking Water Pipelines in Second Street, Yucaipa

The District staff has initiated the construction of two drinking water pipelines in Second Street. These pipelines include:

- Construction of about 2,000 feet of an 8" diameter ductile iron pipeline on Second Street from Persimmon Avenue to a point south of Cedar Avenue; and
- Construction of about 2,600 feet of a 30" diameter ductile iron conveyance pipeline on Second Street from Persimmon Avenue to Acacia Avenue.

An update on the status of the project will be provided to the board members and public at the workshop.







Workshop Memorandum 11-118

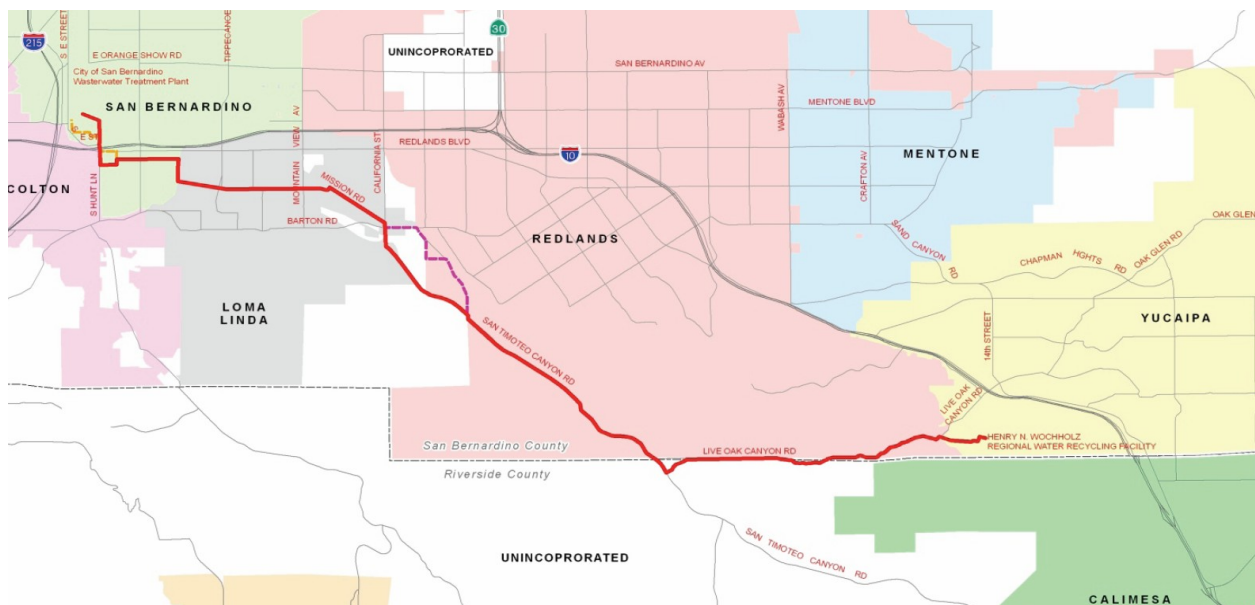
Date: August 9, 2011

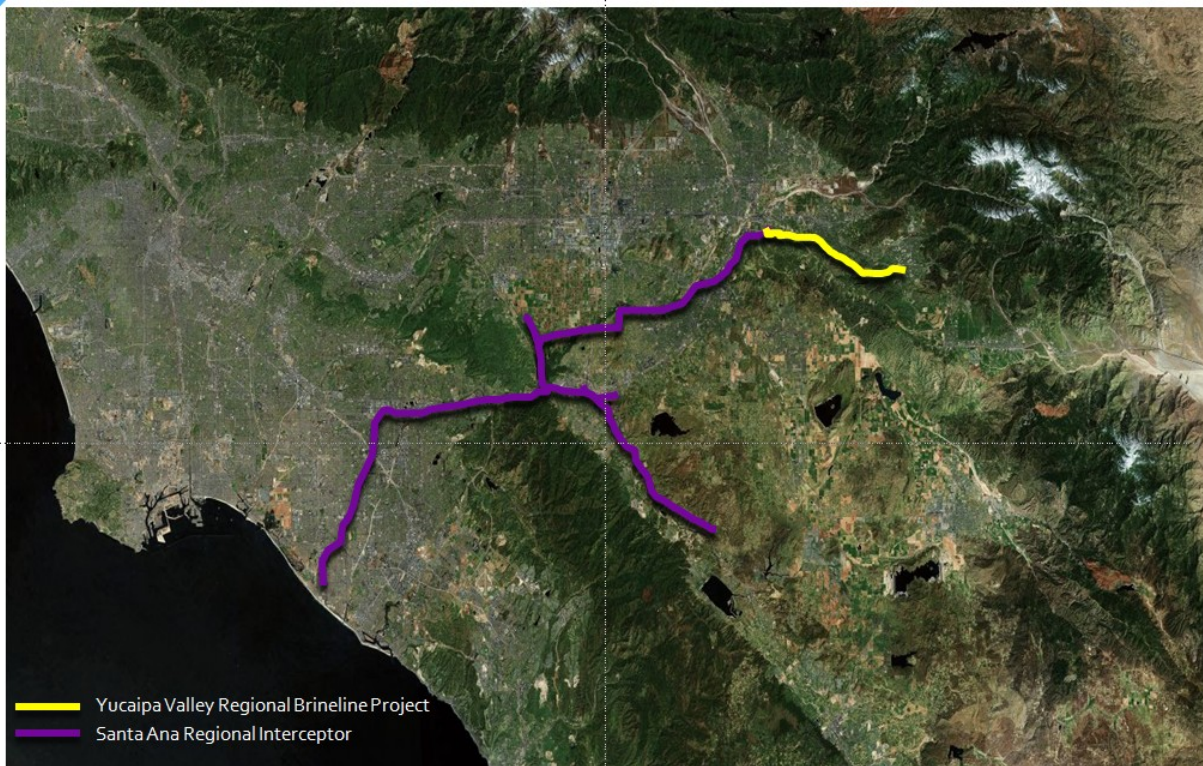
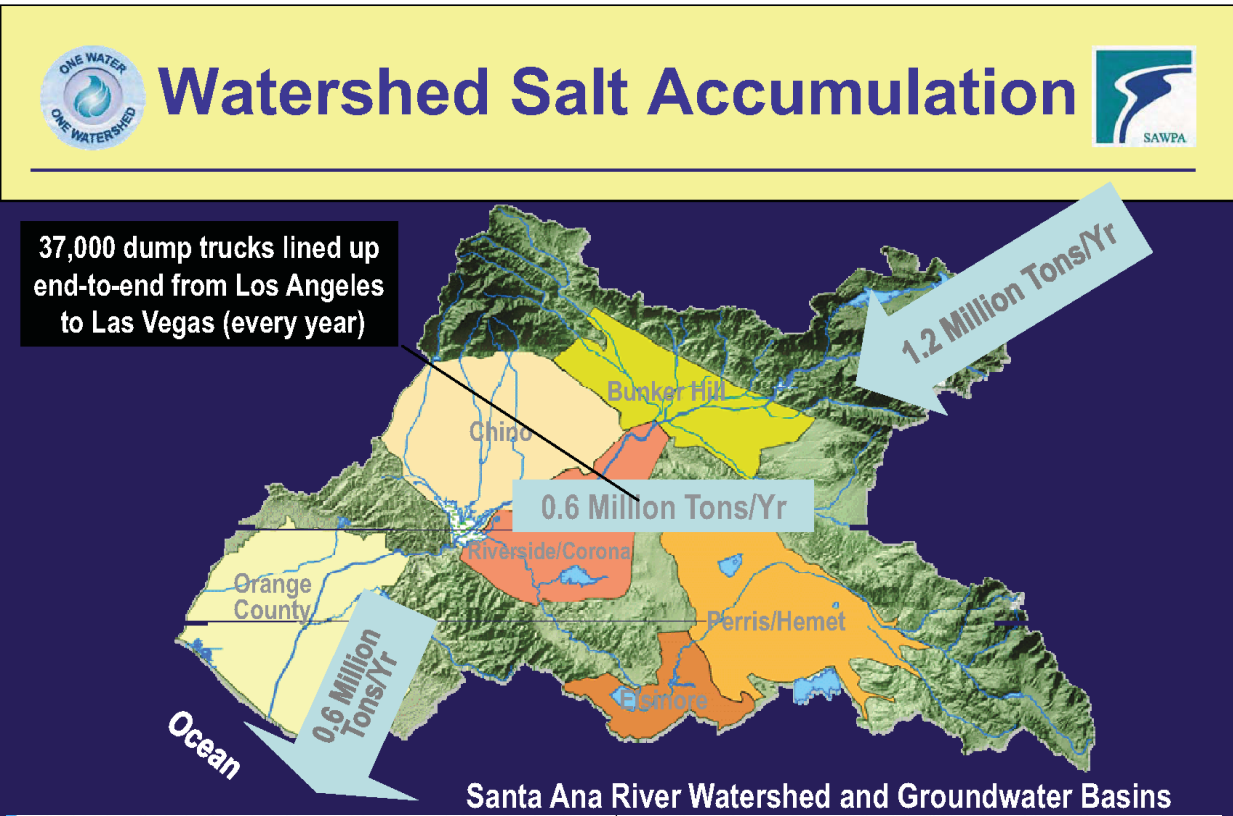
Subject: Status Report on the Construction of the Yucaipa Valley Regional Brinline

Yucaipa Valley Water District is in the process of constructing the Yucaipa Valley Regional Brinline in order to produce recycled water that complies with groundwater basin objectives as established by the Regional Water Quality Control Board. In order to comply with these limits, the District is required to add a reverse osmosis process to the wastewater treatment plant. This will enable the District to remove salts and minerals from depositing in to the groundwater basin. The proposed reverse osmosis system will produce salt water, referred to as “brine”, that must be sent to the Pacific Ocean so it does not impact any fresh water supplies downstream of the Yucaipa Valley.

The Yucaipa Valley Regional Brinline Project consists of a 15-mile pipeline through which the District can safely and effectively dispose of the salt water produced. This pipeline will commence at the Wochholz Regional Water Recycling Facility and terminate at an existing brinline near the I-215 and I-10 Interchange. At this point the existing brinline extends another 73 miles traversing San Bernardino, Riverside and Orange counties to Orange County Sanitation District Wastewater Treatment Plant No. 2 in Huntington Beach, where the salt water is treated with domestic sewage and then sent to the ocean or reclaimed by Orange County Water District.

During this agenda item, the District staff will be providing an update of the construction status of the Yucaipa Valley Regional Brinline Project.





Yucaipa Valley Regional Water Supply Renewal Project





Workshop Memorandum 11-119

Date: August 9, 2011

Subject: Construction Contract for Phase 3 of the Yucaipa Valley Regional Brineline

On January 22, 2004, the Santa Ana Regional Water Quality Control Board adopted Resolution R8-2004-0001, which amended the water quality control plan for the Santa Ana Watershed. This basin plan document established groundwater management zones to ensure historical water quality is maintained, pursuant to the State of California antidegradation policy (SWRCB Resolution No. 68-16).

For Yucaipa Valley Water District and two other entities, less stringent "maximum benefit" objectives were established based on demonstrations by the agencies that antidegradation requirements were satisfied. Specifically, the Yucaipa Valley Water District demonstrated that beneficial uses would continue to be protected and showed that water quality consistent with maximum benefit to the people of the State of California would be maintained. Other factors, such as economics, the need to use recycled water, and the need to develop housing in the area were also taken into account in establishing the objectives. The Yucaipa Valley Water District was one of the first public agencies in the state of California to complete the "maximum benefit" demonstrations for the State Water Resources Control Board.

The availability of "maximum benefit" water quality objectives to the Yucaipa Valley Water District is contingent on the implementation of specific projects and programs. Provided that the commitments are met, then the Yucaipa Valley Water District has demonstrated maximum benefit, and the "maximum benefit" objectives included for these alternative water quality regulations apply. However, if the Regional Board finds that these commitments are not being met and that "maximum benefit" is thus not demonstrated, then the "antidegradation" objectives for these waters will apply which means the District will need to comply with extremely severe water quality regulations.

Yucaipa Valley Water District Maximum Benefit Commitments

The following is a summary of the commitments made by the Yucaipa Valley Water District as a commitment to the Regional Water Quality Control Board as discussed above. Several details have been intentionally omitted for brevity of this document. Compliance with these commitments are being monitored and implemented by the Deputy Manager of Water Resources.

Surface Water Monitoring Program. The Yucaipa Valley Water District shall develop, submit and implement a surface water monitoring program for San Timoteo Creek and the Santa Ana River Reaches 4 and 5.

Groundwater Monitoring Program. The purpose of the Groundwater Monitoring Program is to identify the effects of the implementation of the San Timoteo and Yucaipa Management Zones

maximum benefit water quality objectives on water levels and water quality within the San Timoteo and Yucaipa Management Zones.

Desalters and Brine Disposal. The Yucaipa Valley Water District anticipates that demineralization of groundwater or recycled water will be necessary in the future. The District is committed to construct and operate desalting and brine disposal facilities when:

- The 5-year running average TDS concentration in recycled water produced at the YVWD wastewater treatment plant exceeds 530 mg/L; or
- The volume-weighted TDS concentration in the Yucaipa Management Zone reaches or exceeds 360 mg/L

The construction of these facilities will be in accordance with a plan and schedule such that these facilities are in place within 7 years of Regional Board approval. These facilities shall be designed to stabilize or reverse the degradation trend evidenced by effluent and/or management zone quality.

Non-Potable Water Supply Distribution System. A key element of the District's water resources management plan is the construction of a non-potable supply system to serve a mix of recycled water and untreated imported water for irrigation uses. The intent of blending these sources is to minimize the impact of recycled water use on the Yucaipa and San Timoteo Management Zones. A higher proportion of State Project water will be used in wet, surplus years, while larger amounts of recycled water will be used in dry, deficit years. YVWD will produce a non-potable supply with a running ten-year average TDS concentration less than the "maximum benefit" objective for the Yucaipa Management Zone (370 mg/L).

Recycled Water Use. The use and recharge of recycled water within the Yucaipa Management Zone is a critical component of the District's water management plan and is necessary to maximize the use of the water resources of the Yucaipa area. The demonstration of "maximum benefit" and the continued application of the "maximum benefit" objectives depends on the combined recharge (recycled water, imported water, storm water) to the Yucaipa Management Zone of a 5-year annual average (running average) TDS concentration of 370 mg/L and nitrate-nitrogen concentration of 5 mg/L.

To meet this requirement, YVWD will establish a fund to purchase imported water from local sources and/or the State Water Project and will recharge water with a TDS concentration less than 300 mg/L (recent long term historical average of water delivered from the State Project). YVWD will also pursue implementation, with the City of Yucaipa and the San Bernardino County Flood Control District, of the *Yucaipa Water Capture and Resource Management Complex*.

Accordingly, the use of recycled water for groundwater recharge in the Yucaipa or San Timoteo Management Zone shall be limited to the amount that can be blended in the management zone on a volume-weighted basis with other sources of recharge to achieve 5-year running average concentrations less than or equal to the "maximum benefit" objectives for the affected groundwater management zone. The 25% nitrogen loss coefficient will be applied in determining the amount of recharge of other water sources that must be achieved to meet the 5-year running average nitrogen concentrations.

Ambient Groundwater Quality Determination. By July 1, 2005, and every three years thereafter, YVWD shall submit a determination of ambient TDS and nitrate-nitrogen quality in the San Timoteo and Yucaipa Management Zones. This determination shall be accomplished using methodology consistent with the calculation (20-year running averages) used by the Nitrogen/TDS Task Force to develop the TDS and nitrate-nitrogen "antidegradation" water

quality objectives for groundwater management zones within the region.

Replacement of Denitrification Facilities. YVWD shall replace existing denitrification facilities to provide effluent total inorganic nitrogen quality (6 mg/L) needed to assure compliance with the “maximum benefit” nitrate-nitrogen objective of the San Timoteo and Yucaipa Management Zones.

Recycled Water Management. YVWD expects to limit the TDS concentration in its effluent to less than or equal to 540 mg/L by using a low TDS source water supply for potable uses, selective desalting of either source water and/or recycled waters, and minimizing the TDS waste increment. When necessary, YVWD will construct desalters to reduce either the TDS concentration in water supplied to customers or the TDS concentration in the effluent. YVWD will also use best efforts to enact ordinances and other requirements to minimize the TDS use increment.

Relocation of San Timoteo Creek Discharge. YVWD has established the goal of eliminating its discharge to the unlined reach of San Timoteo Creek. First priority will be given to the direct reuse and limited recharge of this recycled water in the YVWD service area (principally the area overlying the Yucaipa Management Zone). However, YVWD is obligated to maintain flows in the Creek to support existing riparian habitat (State Board Order No. WW-26) and may need to continue recycled water discharges at some level. Groundwater and imported State Project water may also be used as alternative water sources.

Whole or partial removal of the discharge from the unlined reach of San Timoteo Creek would improve the quality of groundwater in the San Timoteo Management Zone and supplement recycled water supplies available for reuse elsewhere in the service area.

Construction of Western Regional Interceptor. YVWD will construct the Western Regional Interceptor to provide wastewater collection and treatment services to Dunlap Acres in order to mitigate what has been identified as a poor quality groundwater area due to prior agricultural use and existing septic systems. The Dunlap Acres area was omitted from the Yucaipa-Calimesa septic tank subsurface disposal system prohibition established by the Regional Board in 1973. The interceptor includes the construction of a major wastewater interceptor pipeline, a force main and pump station. Regional Board action may be necessary to require connection of properties to the wastewater collection system, when it is completed.

Regional Water Quality Control Board, Santa Ana Region Order No. R8-2007-0012

On February 2, 2007, the California Regional Water Quality Control Board, Santa Ana Region (“Regional Board”), adopted Order No. R8-2007-0012 setting the waste discharge requirements and user reclamation requirements for the Yucaipa Valley Water District. On page 18 of the District’s permit, the Regional Board set the TDS requirements for recycled water use based on whether or not the District fulfills the maximum benefit obligations provided above. If the District does not adequately complete the maximum benefit obligations, a trigger is set to reduce the permit limits to the lower antidegradation limits as provided below.

The following TDS limitations apply to the recycled water to be used for recharge on the sites overlying the specific Groundwater Management Zones. As a point of reference, our current TDS level discharged from the Wochholz Regional Water Recycling Facility is 450 mg/l.

Recharge of Recycled Water	Maximum Benefit TDS Limitations for Recharge (mg/l) (Compliance Achieved)		Maximum Benefit TDS Limitations for Recharge (mg/l) (Compliance Not Achieved)	
The use of recycled water for recharge shall be limited to the amount of recycled water that can be blended with other water sources to achieve a 5-year running average of TDS concentration in the groundwater equal to or less than the following values.	Yucaipa	370	Yucaipa	320
	San Timoteo	400	San Timoteo	300

The following TDS limitations apply to the recycled water to be used for irrigation on the sites overlying the specific Groundwater Management Zones. As a point of reference, our current TDS level discharged from the Wochholz Regional Water Recycling Facility is 450 mg/l.

Irrigation with Recycled Water	Maximum Benefit TDS Limitations for Recharge (mg/l) (Compliance Achieved)		Maximum Benefit TDS Limitations for Recharge (mg/l) (Compliance Not Achieved)	
The use of recycled water for irrigation shall be limited to a 10-year volume weighted running average of TDS concentration not exceeding the following values with compliance to be achieved by December 23, 2014.	Yucaipa	415	Yucaipa	320
	San Timoteo	400	San Timoteo	300
	Beaumont	390	Beaumont	230

Yucaipa Valley Brineline Project

To produce recycled water that complies with regional groundwater basin objective, the District is required to provide advanced water treatment, in the form of reverse osmosis (RO), prior to introduction of recycled water to the Yucaipa, Beaumont or San Timoteo Management Zones.

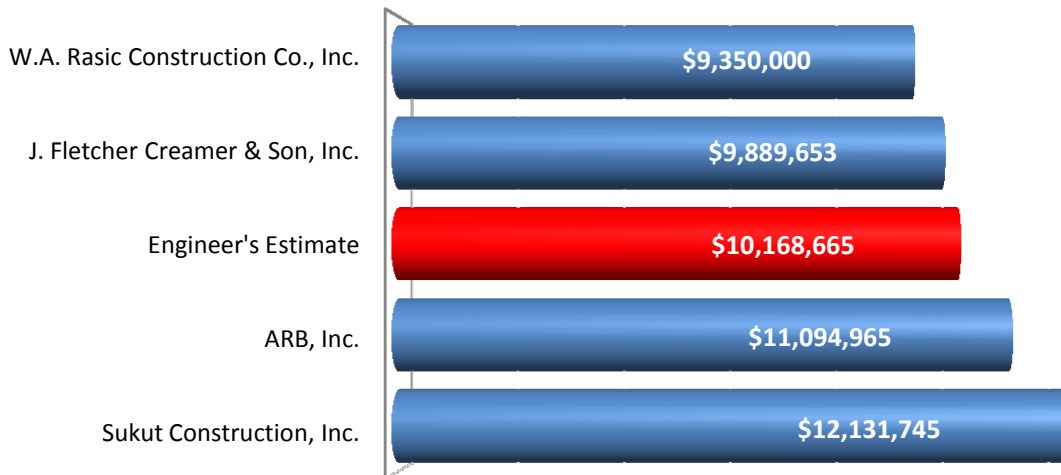
The proposed reverse osmosis system will produce a reject stream, referred to as “brine” which is simply a concentration of natural mineral compounds and salts. The Yucaipa Valley Regional Brineline Project consists of a 15-mile pipeline through which the District can safely and effectively dispose of the brine produced during specific seasons of the year. This pipeline will commence at the Wochholz Regional Water Recycling Facility and terminate at Reach IV-E of the Santa Ana Regional Interceptor (SARI) system. The SARI system extends another 50+ miles traversing San Bernardino, Riverside and Orange counties to Orange County Sanitation District Wastewater Treatment Plant No. 2 in Huntington Beach, where the brine and industrial wastes are treated prior to final ocean disposal.

Financing Alternatives

The District has secured funding for the brineline from Proposition 50 and the US Bureau of Reclamation. The District has also secured funding from the State Water Resources Control Board, State Revolving Fund which is a low interest loan.

Award of Construction Contract - Phase 3

The District received proposals from four contractors at the time of the bid opening on Friday, July 29, 2011. The construction bid results are provided below.

Yucaipa Valley Regional Brineline Extension Phase 3

Dudek completed a bid review and a letter of recommendation. District staff recommends the Board award a contract to the low bidder, W.A. Rasic Construction Co. for a sum of \$9,350,000.

August 1, 2011

5744-01

Joe Zoba, General Manager
Yucaipa Valley Water District
12270 Second Street
Yucaipa, CA 92270

**Subject: Yucaipa Valley Regional Brineline Extension (YVRBE) – Phase 3
Bid Results Review**

Dear Mr. Zoba:

Bids were opened on July 28, 2011 for Phase 3 of the YVRBE project. The Engineer’s Opinion of Probable Construction Cost was \$10,168,665. The following information summarizes the bids received:

- W.A. Rasic Construction Co., Inc. \$ 9,350,000
- J. Fletcher Creamer & Son, Inc. \$ 9,889,653
- ARB, Inc. \$ 11,094,965
- Sukut Construction, Inc. \$ 12,131,745

A bid review has been completed as provided in Table I (attached). The table confirms and compares the line item bid results, as well as the overall bid amounts.

The project solicitation requires the successful bidder to submit information describing relevant work experience for high density polyethylene (HDPE) pipe installation, along with demonstration of successful construction of three projects totaling a minimum of five miles of 12-inch or larger HDPE pipe within the last five years. W.A. Rasic provided the following three projects:

- Eastern Municipal Water District (Murrieta, California)..... 1.1 miles, 20-inch HDPE
- Nestle Waters of North America (Anaheim, California)..... 7.8 miles, 12- to 16-inch HDPE
- Cucamonga Valley Water District (Cucamonga, California)..... 8.5 miles, 12-inch HDPE

We have contacted Mr. Gable Necochea, PE of the Eastern Municipal Water District, Mr. Larry Lawrence of Nestle Waters of North America, and Mr. Brendon Yu of Cucamonga Valley Water District to verify W. A. Rasic’s qualifications. Summaries of these discussions are provided as an attachment to this letter. Overall, successful project involvement was confirmed, along with confirmation that W.A. Rasic performed well while completing the projects listed above.

Based on the referenced projects, W.A. Rasic Construction Co., Inc., is found to be in compliance with the HDPE qualification requirements.

Based on our review, W.A. Rasic Construction Co., Inc., has met the requirements for project award as the lowest responsive and qualified bidder of the project.

Respectfully Submitted,

DUDEK



D. Michael Metts, PE
Principal, Project Director

YUCAIPA VALLEY WATER DISTRICT
YUCAIPA VALLEY REGIONAL BRINELINE EXTENSION PROJECT (PHASE 3)
BID REVIEW

SUMMARY OF HDPE REFERENCE CONVERSATIONS

D. Michael Metts, PE
August 3, 2010

Company: **Eastern Municipal Water District**
Project: Murrieta Area Sewer Improvement Project
Date: April 2010
Description: 5,800 lf of 20-inch HDPE installation (pipe bursting operation)

Summary of Comments:

1. WA Rasic was identified as a good contractor, with excellent field crews. Of particular note was the Project Manager for the project. However, the agency noted that the PM for the project was changed a few times, which complicated the project a bit. They said that it was not a big issue.
2. Agency noted that the overall installation and workmanship of WA Rasic's crews was excellent. "They did a great job, and were responsive to our direction."
3. The Agency noted that WA Rasic has a reputation for looking closely at the plans and specifications, and being persistent relative to change conditions or contract changes. "This is their reputation, so you need to have tight plans and specifications . . . if you have that, everything will go fine."
4. Overall impression – Agency was pleased with the facilities when complete, and found working with WA Rasic to be satisfactory. Was much more impressed with the field crews than the administrative portion of the team. In the end, the project went well and they have had no problems with the completed work.

Company: **Nestle Waters of North America**
Project: Bore Hole #2 Distribution Project (Cabazon)
Date: November 2008
Description: 41,325 lf of 8-, 12- and 16-inch HDPE installation (open cut & HDD operation)

Summary of Comments:

1. Agency has worked with WA Rasic on several projects of similar size and length of this project. Agency noted that this project was on a very tight time frame and the Contractor met the schedule requirements.
2. Agency was very pleased with the performance of the Contractor, citing very high quality work.
3. Change orders were identified as mostly agreed upon by both parties, and Agency noted that the negotiations of these change orders were accomplished without major argument. Change orders were on the order of 10 percent for the project. Most issues were related to changed field conditions.

4. Administratively, the Agency identified that WA Rasic can be a bit slow in submitting invoices – and that this would be one area that they would pay more attention to in future projects. “I would stay on top of that better.”
5. Overall impressions from the Agency – The Agency identified that they had “tremendous appreciation” for the work, and that the work was of “excellent quality.” They are very happy with the work, and have had no problems with the facilities since completed.

Company: **Cucamonga Valley Water District**
Project: Arrowhead Pipeline Project
Date: May 2007
Description: 45,000 lf of 12-inch HDPE installation (open cut operation)

Summary of Comments:

1. No direct person remains at the Agency who worked directly on the subject project.
2. Agency reported that they have recently worked with WA Rasic on other projects, not HDPE in nature but pipeline related.
3. Agency reports good working relationship with WA Rasic and that work quality and performance were good.
4. Agency reports that WA Rasic took care of all project requirements, and took care of project challenges as well. They worked well with District staff, and did not gouge the District on project change orders.
5. The Agency noted that the project was primarily located within residential areas, and that WA Rasic did a good job of handling public relations with local residents. They were courteous and made sure that notifications were made prior to work commencement.
6. Agency has not had a lot of work with WA Rasic in recent years – just have not won the bids. They would have no reason not to award to them if they were the low bidder.
7. Overall impression – Agency was happy with the performance, and identified the work as quality work.

PROPOSAL BIDDING SCHEDULE

For

YUCAIPA VALLEY REGIONAL BRINELINE EXTENSION (PHASE 3)

Bidding Schedule shall be complete in its entirety or will be rejected.

Item No.	Estimated Quantity/ Unit	Description	Unit Price	Extended Price
1	1 L.S.	General Requirements: Furnish contract bonds, project insurance, and project permits (not to exceed two percent (2%) of the total bid price.)	1 L.S.	180,000.-
2	1 L.S.	Mobilization / Demobilization including project closeout and cleanup (not to exceed three percent (3%) of total bid price.)	1 L.S.	260,000.-
3	1 L.S.	Excavation Safety Measures. State required line item for Labor Code Sections 6705 and 6707, trench excavation plan requirement and sheeting, shoring and bracing.	1 L.S.	265,000. ¹⁵
4	24,429 L.F.	Furnish and install nominal 20" diameter (DIPS, OD = 21.6") high density polyethylene (DR17), including excavation, export of native material, pipe assembly and installation, tracer wire, import and placement of pipe zone material, trench backfill and compaction and testing.	<u>168.-</u> L.F.	4,104,072.-
5	1 L.S.	Horizontal Directional Drill under Santa Ana River, installing 1,574 LF of 20" diameter (DIPS, OD = 21.6") high density polyethylene (DR9), including surveying, real time tracking, HDD mud disposal and as built plan and profile, per plans and specs, complete and in place	1 L.S.	565,000.-
6	1 L.S.	Horizontal Directional Drill under San Timoteo Creek, installing 729 LF of 20" diameter (DIPS, OD = 21.6") high density polyethylene (DR9), including surveying, real time tracking, HDD mud disposal and as built plan and profile, per plans and specs, complete and in place	1 L.S.	265,000.-
7	1 L.S.	Installation of a flow metering facility and a discharge manhole and connect 20" diameter (DIPS, OD = 21.6") high density polyethylene (DR17), to the Santa Ana River Interceptor (SARI), per plans and specs, complete and in place, per sheet D-5.	1 L.S.	130,000.-

Item No.	Estimated Quantity/ Unit	Description	Unit Price	Extended Price
8	1 L.S.	Jack and Bore under Barton Rd and California St up to Mission Rd installing 425 LF of a 30" diameter, steel casing including bore pit, receiving pit, furnishing and installing 20" diameter (DIPS, OD = 21.6") high density polyethylene (DR17) in casing, and filling annular space with grout per plans and specifications, complete and in place.	1 L.S.	245,000 -
9	1 L.S.	Jack and Bore under Gage Canal installing 110 LF of a 30" diameter, steel casing including bore pit, receiving pit, furnishing and installing 20" diameter (DIPS, OD = 21.6") high density polyethylene (DR17) in casing, and filling annular space with grout per plans and specifications, complete and in place.	1 L.S.	110,000 -
10	1 L.S.	Jack and Bore under San Timoteo Creek Channel @ Van Leuven Bridge installing 140 LF of a 30" diameter, steel casing including bore pit, receiving pit, furnishing and installing 20" diameter (DIPS, OD = 21.6") high density polyethylene (DR17) in casing, and filling annular space with grout per plans and specifications, complete and in place.	1 L.S.	190,000 -
11	1 L.S.	Jack and Bore under I-10 Freeway along Hunts Lane installing 468 LF of a 30" diameter, steel casing including bore pit, receiving pit, furnishing and installing 20" diameter (DIPS, OD = 21.6") high density polyethylene (DR17) in casing, and filling annular space with grout per plans and specifications, complete and in place.	1 L.S.	290,000 -
12	1 L.S.	Jack and Bore under Hospitality Lane along Hunts Lane installing 478 LF of a 30" diameter, steel casing including bore pit, receiving pit, furnishing and installing 20" diameter (DIPS, OD = 21.6") high density polyethylene (DR17) in casing, and filling annular space with grout per plans and specifications, complete and in place.	1 L.S.	290,000 -
13	1 L.S.	Jack and Bore under Orange Grove Rd along Van Leuven Rd. installing 179 LF of a 30" diameter, steel casing including bore pit, receiving pit, furnishing and installing 20" diameter (DIPS, OD = 21.6") high density polyethylene (DR17) in casing, and filling annular space with grout per plans and specifications, complete and in place.	1 L.S.	140,000 -
14	28 EA	Furnish and install brineline maintenance hole per Detail 3 on Sheet D-2.	$\frac{12,000}{EA}$	336,000 -

Item No.	Estimated Quantity/ Unit	Description	Unit Price	Extended Price
15	8 EA	Furnish and install brineline air ventilation valves per Detail 2 on Sheet D-2.	<u>14,500 -</u> EA	116,000 -
16	3 EA	Furnish and install brineline drains per Detail 1 on Sheet D-2.	<u>11,500 -</u> EA	34,500 -
17	1 EA	Furnish and install brineline transition manhole per Detail 1 on Sheet D-3	<u>65,000 -</u> EA	65,000 -
18	17,850 L.F.	Remove, dispose of existing AC paving and base, Sawcut of AC, per lineal foot of trench length, as required for trenching.	<u>5 -</u> L.F.	89,250 -
19	17,850 L.F.	Furnish and install AC Base Pavement & crushed aggregate base over mainline and branch trenches, per lineal foot of trench per Detail 2 on Sheet D-1.	<u>14.50</u> L.F.	258,825 -
20	1,022 L.F.	Removal and disposal of a 15" thick reinforced concrete road bed within Redlands Blvd.	<u>50 -</u> S.F.	51,100 -
21	1,000 L.F.	Furnish and install, when required, Geotextile Fabric Wrap (Mirafi 140N or equal) with overlap equal to the trench width.	<u>10 -</u> L.F.	10,000 -
22	4 EA	Owner directed demobilization/mobilization within project site	<u>4000 -</u> EA	16,000 -
23	1 L.S.	Traffic Control	1 L.S.	256,000 -
24	1,000 L.F.	Over-excavation, directed by the Owner, to achieve firm trench bottom per Detail 1, Sheet D-1.	<u>5 -</u> L.F.	5,000 -
25	2,000 L.F.	Owner directed installation of pipeline at flowline depth between 1.1-feet and 2.0-feet deeper than shown on the plans.	<u>10 -</u> L.F.	20,000 -
26	500 L.F.	Owner directed installation of pipeline at flowline depth between 2.1-feet and 3.0-feet deeper than shown on the plans.	<u>15 -</u> L.F.	7,500 -
27	40 EA	District-directed relocation of existing sewer laterals, including all coordination with the jurisdictional agency and all associated fees.	<u>1200 -</u> EA	52,000 -
28	20,000 S.F.	Remove and Repave cracked paving and base adjacent to pipeline trench as directed by District or City in accordance with Section 02510 for the respective jurisdictional agency.	<u>4 -</u> S.F.	80,000 -
29	13,600 L.F.	Furnish and Install 1-1/4" single duct conduit in trench, furnished by City of Loma Linda, along brineline trench as shown on plans.	<u>5 -</u> L.F.	68,000 -
30	8,560 L.F.	Furnish and Install 1-1/4" quad duct conduit in trench, furnished by City of Loma Linda, along brineline trench as shown on plans.	<u>10 -</u> L.F.	85,600 -

Item No.	Estimated Quantity/ Unit	Description	Unit Price	Extended Price
31	15 EA	Furnish and Install Pressure testing bulkhead setup	<u>3500-</u> EA	52,500
32	111,618 S.F.	Grind & AC Cap Streets per City of Loma Linda Pavement Replacement Details shown on the plans. Include costs for permanent pavement markings and striping per Section 02600	<u>1.10</u> S.F.	122,779.80
33	66,382 S.F.	Grind & AC Cap Streets per City of San Bernardino Pavement Replacement Details shown on the plans. Include costs for permanent pavement markings and striping per Section 02600	<u>1.15</u> S.F.	76,339.30
34	96,135 S.F.	Slurry Seal the entire half width of Van Leuven impacted by trenching operations, per Spec Section 02520 and as shown on the plans.	<u>.25</u> S.F.	24,033.75
35	200 L.F.	Furnish an additional 200 LF of nominal 20" diameter (DIPS, OD = 21.6") high density polyethylene (DR17).	60-	12,000-
36	1 L.S.	Field Orders – As authorized by the District	\$100,000	\$100,000

PROPOSAL BIDDING SCHEDULE SUMMARY

For

YUCON VALLEY HYDROELECTRICITY TRAIN LINE EXTENSION (PHASE 1)

Bidder Schedule shall be complete in its entirety or will be rejected.

Schedule, Sum of Bid Items 1 through 36:

\$ 8,966,500.-

Permit Fee Allowance: \$ 400,000.00

Last Minute Deduction (if any): (\$ 16,500.-)

Total Bid in Figures: \$ 9,350,000.-

Total Bid in Words: Nine million three hundred fifty thousand dollars



Workshop Memorandum 11-120

Date: August 9, 2011

Subject: Construction Management Services for Phase 3 of the Regional Brineline Extension

On March 1, 2010, Yucaipa Valley Water District board members and staff requested proposals from five construction management firms for overseeing the Regional Brineline Extension and Phase II Non-Potable Water Distribution System Expansion Project.

- Krieger & Stewart
- Tetra Tech
- Dudek
- HDR Engineering
- Parsons Engineering

Of the five firms, Dudek and Krieger & Stewart provided proposals. A review panel consisting of Yucaipa Valley Water District staff members, Scott Goldman of RMC and Sam Fuller of San Bernardino Valley Municipal Water District was formed to evaluate both of the proposals. Both proposals were very thorough and complete. The consensus of the review panel was to request permission to enter into a contract with Krieger & Stewart, Inc.

On April 7, 2010, the Board awarded a contract to Krieger & Stewart to provide construction management services for Phase 1 and 2 of the Regional Brineline Extension and Non-Potable Water Pipeline Project [Director Memorandum No. 10-022].

On July 20, 2011, the Board approved Task Order 2 in the amount of \$174,620 due to unforeseen trench conditions requiring additional inspection and compaction testing [DM 11-067].

Staff recommendation is to award a time and material contract to Krieger & Stewart for a sum not to exceed \$1,218,000 for construction management services for Phase 3 of the Regional Brineline Extension.

	Contract Changes	Contract Amount	Percentage Change from Original Bid Amount	Reference
Task Order No. 1		\$979,100	- -	DM 10-022
Task Order No. 2	\$174,620	\$1,153,720	18% increase	DM 11-067
Task Order No. 3	\$1,218,000	\$2,371,720	125% increase	DM 11-0xx

YUCAIPA VALLEY WATER DISTRICT

INDEPENDENT CONSULTANT'S TASK ORDER
(Project Title: Regional Brineline Extension Phase 3)

TASK ORDER NO.: Three

CONSULTANT: Name: Krieger & Stewart Inc.
Address: 3602 University Avenue
Riverside, California 92501
Telephone: (951) 684-6900
Fax: (951) 684-6986
Fed. Tax Id.: 95-2695159

THIS TASK ORDER is issued pursuant to that certain Agreement for Services by Independent CONSULTANT between the YUCAIPA VALLEY WATER DISTRICT ("OWNER") and KRIEGER & STEWART INC. ("CONSULTANT") dated April 7, 2010 (the "AGREEMENT").

1. Task to be Performed. CONSULTANT shall provide all labor, materials and equipment to perform the following task (check one):

X See Exhibit "A", attached hereto

Description of Task:

2. Time of Performance. The CONSULTANT shall complete performance of such services by December 31, 2012.

3. Liaison of OWNER. (Check one:) The X Engineering Project Integrator, Brent Anton, shall serve as liaison between OWNER and CONSULTANT.

4. Staff Assignments. CONSULTANT will assign the following staff personnel to perform the services required by this Task Order:

(Check if Not Applicable:)

5. Deliverables. CONSULTANT shall deliver to OWNER not later than the date or dates indicated, the following: (Check if Not Applicable:)

As-built Plans

6. Compensation. For all services rendered by CONSULTANT pursuant to this Task Order, CONSULTANT shall receive a total not-to-exceed lump sum of \$1,218,000.00 payable as follows:

Progress payments based on the percentage of completion will be invoiced by the 5th of each month.

7. Reimbursable Expenses. In addition to the compensation provided for in Paragraph 6 above, CONSULTANT (check one:) shall / X shall not /be entitled to reimbursement for expenses. If authorized by this Task Order, reimbursable expenses shall be limited to: _____.

8. Miscellaneous Matters. The following additional matters are made a part of this Task Order (check one):

 X Not applicable

 See Exhibit "A", attached hereto; or

 Description: _____

IN WITNESS WHEREOF, the parties have executed this Task Order on the date indicated below.

YUCAIPA VALLEY WATER DISTRICT

Dated: _____

By _____
General Manager

CONSULTANT:
KRIEGER & STEWART INC.

Dated: _____

By _____

Print Name

Title



**YUCAIPA VALLEY WATER DISTRICT
REGIONAL BRINELINE EXTENSION - PHASE 3**

**KRIEGER & STEWART FEE ESTIMATE FOR
CONSTRUCTION ENGINEERING SERVICES**

Our estimated fee for providing Construction Engineering Services for Phase 3 of the Regional Brineline Extension is indicated on Table 1. As shown thereon, we propose to provide all of the services for a fee not to exceed \$1,218,000.00. A copy of our 2011 Fee Schedule is also attached, and our fee estimate is based on the rates specified therein. Our fee is subject to negotiation based on clarification or revision of the Scope of Services. The fee set forth on Table 1 is an estimate and may change based on clarifications of the project scope (including construction phasing and/or modifying the project scope).

Please note that our fee estimate is predicated on a number of specific understandings regarding project details and the services required, and that our fees and/or schedule may have to be adjusted in the event that certain additional services are required in order to successfully complete the project. Said understandings include the following:

1. Contract period for Project Completion will be 54 weeks (378 calendar days).
2. Construction period for Project Completion will be 50 weeks (350 calendar days).
3. District will retain the services of the biological firm and Native American monitor. We will assist the District in the coordination efforts as required.
4. Sixty submittals and re-submittals will be required for the Project, with each submittal requiring three hours to review.
5. For the duration of the project, an average of 24 hours per week for the Project Manager and 16 hours per week for the Project Engineer for all services combined.
6. Total required onsite inspection for the Contract will be 4,160 hours. The majority of the construction period (46 weeks) will require two inspectors at 40 hours per week each, and the remainder of the construction period (4 weeks) will require one inspector at 40 hours per week. In addition, one additional inspector will be required to monitor the horizontal directional drilling and bore and jack operations (8 weeks).
7. Total required onsite inspection for the archaeologist/paleontologist will be 1,150 hours. This equates to 2 monitors at 20 hours per week each over the projected trenching period of 36 weeks, and covers medium finds only. Work for recovery and documentation of significant finds will be performed on a time and materials basis but only after authorization by the District.
8. Total required onsite inspection for the geotechnical technician will be 1,800 hours. This equates to 2 technicians at 25 hours per week each over the backfilling and paving period of 36 weeks.



9. Material sampling will consist of 35 maximum density/optimum moisture tests, 40 sieve analyses, and 45 concrete cylinder tests.
10. Onsite inspection is based on working 5 days per week, 8 hours per day (i.e. 40 hours per week). Our fee estimate does not include overtime work.
11. Reimbursables include plots, copies, postage, delivery, telephone, and mileage and are estimated at 3% of the total estimated fee.

Our estimated fee for construction management and inspection services is based on our experience with similar projects; however, our actual fee will depend on the efficiency, competence, and diligence of the Contractor. If at any time during construction, we determine that our man-hours are deviating from the assumptions made during preparation of our fee estimate, we will immediately issue an advisory to the District's Project Manager, so that appropriate action can be taken.

TABLE 1
YUCAIPA VALLEY WATER DISTRICT
REGIONAL BRINELINE EXTENSION PROJECT - PHASE 3
KRIEGER & STEWART ESTIMATED FEES FOR CONSTRUCTION ENGINEERING SERVICES

COMPONENT	PROJECT MANAGER (1)		PROJECT ENGINEER (2)		CLERICAL (3)		CONSTRUCTION INSPECTOR (4)		SURVEYING/ CONSTRUCTION STAKING (5)		OUTSIDE SERVICES		TOTAL
	HOURS	\$	HOURS	\$	HOURS	\$	HOURS	\$	HOURS	\$	HOURS	\$	
PRE-CONSTRUCTION ACTIVITIES													
1. ATTEND A PRE-BID CONFERENCE	8	1,384	8	1,144	4	308	4	408					3,244
2. CONDUCT A PRE-CONSTRUCTION CONFERENCE													2,408
3. REVIEW CONTRACTOR'S SCH & SCH OF VALUES	4	692	12	1,716									
CONTRACT ADMINISTRATION SERVICES													
4. ESTABLISH CA PROCEDURES AND FORMS	24	4,152	24	3,432	16	1,232							8,816
5. PROVIDE INSPECTION (6)							120	9,240					424,320
6. PREPARE INSP RPTS, LOGS, AGENDAS, MTG MINUTES, AND ALL CORRESPONDENCE W/ CONTRACTOR	648	112,104	168	24,024			4,160	424,320					145,388
7. MAINTAIN DIGITAL PHOTO DOCUMENTATION LOG	12	2,076	48	6,864	24	1,848							10,788
8. REVIEW SUBMITTALS	40	6,320	180	25,740	24	1,848							34,508
9. COORDINATE ENVIRONMENTAL MITIGATION	24	4,152	48	6,864									11,016
10. COORDINATE NATIVE AMERICAN MONITORING	8	1,384	24	3,432	16	1,232							4,816
11. PROCESS RPTS	120	20,760	24	3,432									25,424
12. REVIEW AND RECOMMEND PROJECT CHANGES	120	20,760											20,760
13. REVIEW AND PROCESS CHANGE ORDER REQUESTS	120	20,760			20	1,540							22,300
14. REVIEW MONTHLY PROGRESS PAYMENTS	24	4,152	48	6,864	12	924							11,940
15. PROVIDE MONTHLY REPORTS FOR FUNDING	48	8,304	96	13,728	48	3,696							25,728
16. TRACK RECORD DRAWINGS			40	5,720									5,720
17. ORGANIZE AND DELIVER PROJECT FILES	4	692	24	3,432	24	1,848							5,972
POST CONSTRUCTION ACTIVITIES													
18. RECORD DRAWING ASSISTANCE			24	3,432			16	1,632					5,064
19. RECOMMEND FINAL PAYMENT AND PROJ ACCEPTANCE	8	1,384	16	2,288									3,672
SUBTOTAL:	1,212	209,076	784	112,112	308	23,716	4,180	426,360	0	0	0	0	771,864
OTHER CONSTRUCTION RELATED SERVICES													
1. PROVIDE CONSTRUCTION STAKING			100	14,300					220	58,300			\$72,600
2. TIE-OUT AND RECOVER EXISTING MONUMENTS	8	1,384	40	5,720					60	15,900			\$23,004
3. PROVIDE GEOTECHNICAL SERVICES	16	2,768	24	3,432							205,000 (7)		\$211,200
4. PROVIDE ARCHAEOLOGICAL MONITORING	16	2,768	24	3,432							110,000 (8)		\$116,200
ESTIMATED FEE													
												\$1,218,024	
ESTIMATED FEE ROUNDED:												\$1,218,000	
(1) SENIOR ENGINEER @ \$173 /HR (2) ASSOCIATE ENGINEER @ \$143 /HR (3) STAFF SECRETARY @ \$77 /HR (4) CONSTRUCTION INSPECTOR @ \$102 /HR (5) 2-MAN CREW W/ ROBOTIC EQUIPMENT @ \$265 /HR (6) ASSUMES TWO INSPECTORS FOR AN AVERAGE OF 40 HRS PER WEEK FOR 46 WEEKS AND ONE INSPECTOR FOR 40 HRS PER WEEK FOR 12 WEEKS (7) CHL INCORPORATED (8) CRM TECH													
* BASED ON A 54-WEEK CONTRACT													



**FEE SCHEDULE
2011**

CLASSIFICATION	RATES \$/Hr.
Consulting, Design, Construction, Engineering, Environmental, Geologic, and Surveying Services (Office)	
Consultant	245.00
Principal III	224.00
Principal II	204.00
Principal I	184.00
Senior III	173.00
Senior II	163.00
Senior I	153.00
Associate III	148.00
Associate II	143.00
Associate I	138.00
Staff III	133.00
Staff II	117.00
Staff I	102.00
Technician III	87.00
Technician II	82.00
Technician I	77.00
Forensic Services	
Principal Expert:	
Testimony, Deposition, and Trial	350.00
Investigation and Preparation	250.00
Associate Expert:	
Testimony, Deposition, and Trial	325.00
Investigation and Preparation	225.00
Computer Aided Design Services	
Senior Operator III	117.00
Senior Operator II	111.00
Senior Operator I	105.00
Staff Operator III	100.00
Staff Operator II	91.00
Staff Operator I	86.00
Surveying Services (Field)	
2 Man Crew with Standard Equipment and Survey Truck	265.00
1 Man Crew with Standard Equipment and Survey Truck	230.00
3rd Man on Crew	117.00
Construction Services (Field)	
Engineer	133.00
Inspector	
Regular Time	102.00
Overtime	
Weekdays (8 hours to 12 hours)	123.00
Weekdays (More than 12 hours)	150.00
Saturday (12 hours or less)	123.00
Saturday (More than 12 hours)	150.00
Sunday and Holiday (Holidays: New Years Day, Memorial Day, Independence Day, Labor Day, Veterans Day, Thanksgiving Day and the Day After, Christmas Day)	150.00



**FEE SCHEDULE
2011
(continued)**

CLASSIFICATION	RATES \$/Hr.
Support Services	
Senior Secretary II	81.00
Senior Secretary I	77.00
Staff Secretary II	71.00
Staff Secretary I	63.00
Utility Clerk II	59.00
Utility Clerk I	56.00
Outside Services	
Special Consultants and Purchased Services	Cost + 15%
Reimbursable Expenses	
Vehicle Mileage	0.72 \$/Mile
Travel and Subsistence, including Air Fare, Ground Fare, and Vehicle Parking	Cost
Specialized Rental Equipment	Cost
Copies, Delivery, Postage, Prints, Telephone, and Sundry Charges	Cost

The above rates are subject to change on or about January 1 each year due to salary and cost increases, except for Construction Inspector and Survey Crew rates which are also subject to change if California Department of Industrial Relations issues new prevailing wage determinations during the course of the year. A gasoline surcharge may be included in response to increased prices; no such surcharge will be included on project invoices without prior notification.

TERMS OF PAYMENT:

Unless charge accommodations have been established beforehand, all accounts shall be prepaid. For accounts having charge accommodations, payment in full shall be made within 30 days of date of invoice. Any amount unpaid within said 30 days will be assessed a service charge of 1-1/2% per month (18% annual percentage rate), with a minimum charge of \$1.00. Accounts with a past due balance of 30 days or more are subject, without notice, to credit discontinuance and mechanic's lien or stop notice. If it becomes necessary for Krieger & Stewart to initiate legal proceedings for the collection of any balance due, the action shall be brought and tried in the Judicial Districts wherein Krieger & Stewart offices are located. Client agrees that the court may award reasonable attorney's fees and costs of suit to the prevailing party.

2011-FEES (2/1/2011)



Date: August 9, 2011

Subject: Environmental Compliance Services for Phase 3 of the Yucaipa Valley Regional Brineline

At the regular meeting on August 15, 2007, the Board awarded a contract to Dudek to prepare a preliminary design report for the Phase II Non-Potable Water System and Regional Brineline for a sum not to exceed \$415,040 [DM 07-080]. Amendment No. 1 was approved by the Board on December 18, 2007 for an increase of \$34,920 to cover costs for additional work related to revised brineline alignments and demand nodes for non-potable water use [DM 07-123]. Amendment No. 2 was approved on May 20, 2008 to initiate the final design of the 24-inch Crow Street pipeline for an increase of \$79,920 [DM 08-038].

Preliminary Design	Contract Changes	Contract Amount	Percentage Change from Original Bid Amount	Reference
Original Bid Amount	\$415,040	\$415,040	--	DM 07-080
Amendment No. 1	\$34,920	\$449,960	8.4% increase	DM 07-123
Amendment No. 2	\$79,920	\$529,880	19% increase	DM 08-038

On October 15, 2008, the Board authorized the final design of the Phase II Non-Potable Water System and Regional Brineline for \$1,267,407 [DM 08-088]. Amendment No. 4 was approved on October 15, 2008 for an increase of \$37,539 to complete additional environmental documents associated with the project [DM 08-089]. Amendment No. 5 was approved on July 1, 2009 for an increase of \$34,865 to cover the additional costs associated with the design of the non-potable waterline in Live Oak Canyon Road [DM 09-070]. Amendment No. 6 was approved on July 15, 2009 for an increase of \$50,900 for environmental services necessary to proceed with the construction of the brineline [DM 09-079]. Amendment No. 7 was approved on January 20, 2010 for an increase of \$57,848 to the contract for additional project services [DM 10-005]. Amendment No. 8 was approved on February 3, 2010 for an increase of \$8,840 for costs to prepare and submit an application for a Section 1602 Streambed Alteration Agreement to the California Department of Fish and Game (CDFG) in support of the proposed San Timoteo Creek outfall location at the Live Oak Canyon Road Bridge [DM 10-007]. Amendment No. 9 was approved on February 3, 2010 to cover costs for a pilot study and sampling design to meet the management objectives provided in the Habitat Monitoring Program [DM 10-008]. Amendment No. 10 was approved on June 2, 2010 for an increase of \$35,800 for costs for biological and noise monitoring during construction [DM 10-037]. Amendment No. 11 was approved on June 2, 2010 for an increase of \$49,760 for engineering services during construction [DM 10-038]. Amendment No. 12 was approved on November 3, 2010 for an increase of \$24,278 for survey tasks for easement acquisition and additional potholing [DM 10-084]. Amendment No. 13 was approved on April 20, 2011 for an increase of \$46,764 for additional easement and permitting activities with various agencies [DM 11-032]. Amendment No. 14 was approved on August 3, 2011 for an increase of \$70,008 for Crow Street recycled water re-design, along with potable water and sewer pipeline design upgrades [DM 11-073].

Amendment No. 15 outlines the scope of work in the attached proposal from Dudek for environmental compliance services for Phase 3, which allows for 20 days of biological monitoring and noise monitoring required by the mitigation monitoring plan for an increase of \$36,010. The proposal does not include archaeological, paleontological and native America monitoring which will be provided for under separate contracts.

Final Design	Contract Changes	Contract Amount	Percentage Change from Original Bid Amount	Reference
Amendment No. 3	\$1,267,407	\$1,267,407	- -	DM 08-088
Amendment No. 4	\$37,539	\$1,304,946	2.9% increase	DM 08-089
Amendment No. 5	\$34,865	\$1,339,811	2.7% increase	DM 09-070
Amendment No. 6	\$50,900	\$1,390,711	4% increase	DM 09-079
Amendment No. 7	\$57,848	\$1,448,559	4.5% increase	DM 10-005
Amendment No. 8	\$8,840	\$1,457,399	0.7% increase	DM 10-007
Amendment No. 9	\$4,950	\$1,462,349	0.4% increase	DM 10-008
Amendment No. 10	\$35,800	\$1,498,149	2.8% increase	DM 10-037
Amendment No. 11	49,760	\$1,547,909	3.9% increase	DM 10-038
Amendment No. 12	\$24,278	\$1,572,187	1.9% increase	DM 10-084
Amendment No. 13	\$46,764	\$1,618,951	3.7% increase	DM 11-032
Amendment No. 14	\$70,008	\$1,688,959	5.5% increase	DM 11-073
Amendment No. 15	\$36,010	\$1,724,969	1.8% increase	DM 11-0xx

Financial Considerations:

The costs associated with this project will be funded by the US EPA, Bureau of Reclamation and a SRF loan.



INDEPENDENT CONSULTANT'S TASK ORDER
ISSUED TO DUDEK

Amendment No. 15 to Task Order No. 1

Project Title: Phase II Non-Potable Water System & Regional Brineline

YVWD Project Number: P-65-106 – Phase II Recycled Water System

Task Order Authorization Date: August 15, 2007 Director Memorandum No. 07-080
Amendment No. 1 Date: December 18, 2007 Director Memorandum No. 07-123
Amendment No. 2 Date: May 20, 2008 Director Memorandum No. 08-038
Amendment No. 3 Date: October 15, 2008 Director Memorandum No. 08-088
Amendment No. 4 Date: October 15, 2008 Director Memorandum No. 08-089
Amendment No. 5 Date: July 1, 2009 Director Memorandum No. 09-070
Amendment No. 6 Date: July 15, 2009 Director Memorandum No. 09-079
Amendment No. 7 Date: January 20, 2010 Director Memorandum No. 10-005
Amendment No. 8 Date: February 3, 2010 Director Memorandum No. 10-007
Amendment No. 9 Date: February 3, 2010 Director Memorandum No. 10-008
Amendment No. 10 Date: June 2, 2010 Director Memorandum No. 10-037
Amendment No. 11 Date: June 2, 2010 Director Memorandum No. 10-038
Amendment No. 12 Date: November 3, 2010 Director Memorandum No. 10-084
Amendment No. 13 Date: April 20, 2011 Director Memorandum No. 11-032
Amendment No. 14 Date: August 3, 2011 Director Memorandum No. 11-073
Amendment No. 15 Date: August 17, 2011 Director Memorandum No. 11-0xx

Consultant Name: Dudek
Contact: Mr. Mike Metts, Manager, Engineering Division
Address: 605 Third Street
 Encinitas, California 92024
Telephone: (760) 942-0366
Fax: (760) 942-4508
E-mail: mmetts@dudek.com
Fed. Tax ID #: 95-3873865

SUMMARY OF ADDENDUM:

Description	Amount	Reference
Original Contract Amount:	\$415,040	Director Memorandum No. 07-080
Amount of Amendment No. 1:	\$34,920	Director Memorandum No. 07-123
Amount of Amendment No. 2:	\$79,920	Director Memorandum No. 08-038
Amount of Amendment No. 3:	\$1,267,407	Director Memorandum No. 08-088
Amount of Amendment No. 4:	\$37,539	Director Memorandum No. 08-089
Amount of Amendment No. 5:	\$34,865	Director Memorandum No. 09-070
Amount of Amendment No. 6:	\$50,900	Director Memorandum No. 09-079
Amount of Amendment No. 7:	\$57,848	Director Memorandum No. 10-005
Amount of Amendment No. 8:	\$8,840	Director Memorandum No. 10-007

Amount of Amendment No. 9:	\$4,950	Director Memorandum No. 10-008
Amount of Amendment No. 10:	\$35,800	Director Memorandum No. 10-037
Amount of Amendment No. 11:	\$49,760	Director Memorandum No. 10-038
Amount of Amendment No. 12:	\$24,278	Director Memorandum No. 10-084
Amount of Amendment No. 13:	\$46,764	Director Memorandum No. 11-032
Amount of Amendment No. 14:	\$70,008	Director Memorandum No. 11-073
Amount of this Amendment:	\$36,010	Director Memorandum No. 11-0xx
Total Revised Contract Amount:	\$2,254,849	

This AMENDMENT to the original TASK ORDER is issued pursuant to that certain Agreement for Services by Independent Consultant between the YUCAIPA VALLEY WATER DISTRICT ("OWNER") and DUDEK AND ASSOCIATES, INC. (CONSULTANT") dated August 15, 2007 (the "AGREEMENT"). The OWNER and CONSULTANT have entered into this AMENDMENT for the purpose of amending and revising the ORIGINAL TASK ORDER and/or prior amendments (if applicable) as specifically set forth herein below, and except as specifically provided herein, the AGREEMENT, ORIGINAL TASK ORDER and AMENDMENTS shall remain in full force and effect as originally stated.

1. Revision to Tasks to be Performed & Compensation. CONSULTANT shall provide all labor, materials and equipment to perform the following task (check one):

X Biological and Noise Monitoring

2. Time of Performance. CONSULTANT shall complete performance of services described above by December 2012.

IN WITNESS WHEREOF, the parties have executed this Task Order on the date indicated below.

Yucaipa Valley Water District	Dudek
By: _____	By: _____
Dated: <u> August 17, 2011 </u>	Dated: _____
Name: <u> Jay Bogh, Board President </u>	Name: _____

DUDEK

MAIN OFFICE
605 THIRD STREET
ENCINITAS, CALIFORNIA 92024
T 760.942.5147 T 800.450.1818 F 760.632.0164

August 4, 2011

3163-01

Brent Anton
Yucaipa Valley Water District
12770 Second Street
Yucaipa, California 92399

Subject: Proposal to Provide Environmental Compliance Services Associated with Phase 3 of the Regional Brineline Extension Project

Dear Mr. Anton:

Dudek is pleased to submit this proposal to provide environmental compliance services to support construction of Phase 3 of the Regional Brineline Extension Project. Special-status vegetation communities (southern cottonwood willow riparian forest, open channel) are present with the Santa Ana River, a number of special-status plant species have the potential to occur, and suitable habitat for federal endangered species including least Bell's vireo, southwestern willow flycatcher, and Santa Ana sucker, is present within the Santa Ana River. In addition, wetlands and waters under the jurisdiction of the U.S. Army Corps of Engineers, the California Department of Fish and Game, and the Regional Water Quality Control Board are present within the Santa Ana River. In accordance with the mitigation requirements of the Regional Brineline Extension Mitigated Negative Declaration, and to ensure avoidance of potential impacts to jurisdictional wetlands and waters, a biological monitor is required during construction at the Santa Ana River, and noise monitoring may be required if construction occurs there during the breeding season.

SCOPE OF WORK**Task 1 Biological Monitoring During Construction**

A qualified Dudek biologist will be on site daily to monitor construction activities. Monitoring tasks will include providing a one-time environmental training to construction crews prior to initiating construction activities and reviewing construction methods over the course of construction to ensure avoidance and minimization of sensitive resources. The biological monitor will be present daily in order to document inadvertent returns caused by hydrofracture (frac-

Mr. Brent Anton

Subject: Proposal to Provide Environmental Compliance Services Associated with Phase 3 of the Regional Brineline Extension Project

outs), and to recommend appropriate remedial measures (*i.e.*, immediate containment and/or clean up), should they occur.

Site observation reports will be prepared to document biological monitoring activities. Site observation reports will document the location and nature of construction activity, the implementation of environmental mitigation or avoidance measures, and any coordination or communication with the contractor regarding specific environmental requirements. Site photographs will be included as appropriate. Upon completion of construction, a brief letter report will be prepared to document the overall project compliance with the environmental mitigation requirements and avoidance measures described above.

This task assumes HDD activities at the Santa Ana River will require up to 20 working days to complete, and that the biological monitor will be present daily for the duration of construction.

Task 2 Noise Monitoring

Noise monitoring will be necessary only if construction activity during the breeding season from April 10 through July 31 occurs within 500 feet of habitat occupied by least Bell's vireo at the Santa Ana River. Dudek will conduct noise measurements once at the start of construction activity to establish the location of the 60 dB L_{eq} noise contour. If the measured noise levels comply with the applicable noise criteria then no additional noise measurements will be conducted unless a new construction equipment phase begins. Noise measurements of the new construction activity will be conducted to determine if the new activity exceeds the 60 dB L_{eq} noise criteria at the sensitive biological habitat the area. If the field measurements indicate that the construction noise exceeds 60 dB L_{eq} we will identify potential noise mitigation measures. A brief memo summarizing the results of the noise measurements will be prepared weekly. This task assumes a maximum of four site visits.

COST SUMMARY

The estimated labor cost for this task is \$32,910 billed on a time and materials basis according to our 2011 Schedule of Charges. Direct costs are not expected to exceed \$3,100 and include mileage, meals, postage and reproduction.

Mr. Brent Anton


Subject: Proposal to Provide Environmental Compliance Services Associated with Phase 3 of the Regional Brineline Extension Project

Table 1
Cost Estimate

Task Description	Cost Estimate
Task 1: Biological Monitoring During Construction	\$30,010
Task 2: Noise Monitoring	\$2,900
Direct Costs	\$3,100
Total	\$36,010

Dudek appreciates the opportunity to continue working with the District. Should you have any questions, please do not hesitate to contact me. I can be reached at 760.479.4292.

Very truly yours,



Kamarul Muri
Project Manager/Biologist

att: 2011 Standard Schedule of Charges

cc: Mike Metts, Dudek



Date: August 9, 2011

Subject: Engineering Related Services for Phase 3 of the Yucaipa Valley Regional Brineline

At the regular meeting on August 15, 2007, the Board awarded a contract to Dudek to prepare a preliminary design report for the Phase II Non-Potable Water System and Regional Brineline for a sum not to exceed \$415,040 [DM 07-080]. Amendment No. 1 was approved by the Board on December 18, 2007 for an increase of \$34,920 to cover costs for additional work related to revised brineline alignments and demand nodes for non-potable water use [DM 07-123]. Amendment No. 2 was approved on May 20, 2008 to initiate the final design of the 24-inch Crow Street pipeline for an increase of \$79,920 [DM 08-038].

Preliminary Design	Contract Changes	Contract Amount	Percentage Change from Original Bid Amount	Reference
Original Bid Amount	\$415,040	\$415,040	--	DM 07-080
Amendment No. 1	\$34,920	\$449,960	8.4% increase	DM 07-123
Amendment No. 2	\$79,920	\$529,880	19% increase	DM 08-038

On October 15, 2008, the Board authorized the final design of the Phase II Non-Potable Water System and Regional Brineline for \$1,267,407 [DM 08-088]. Amendment No. 4 was approved on October 15, 2008 for an increase of \$37,539 to complete additional environmental documents associated with the project [DM 08-089]. Amendment No. 5 was approved on July 1, 2009 for an increase of \$34,865 to cover the additional costs associated with the design of the non-potable waterline in Live Oak Canyon Road [DM 09-070]. Amendment No. 6 was approved on July 15, 2009 for an increase of \$50,900 for environmental services necessary to proceed with the construction of the brineline [DM 09-079]. Amendment No. 7 was approved on January 20, 2010 for an increase of \$57,848 to the contract for additional project services [DM 10-005]. Amendment No. 8 was approved on February 3, 2010 for an increase of \$8,840 for costs to prepare and submit an application for a Section 1602 Streambed Alteration Agreement to the California Department of Fish and Game (CDFG) in support of the proposed San Timoteo Creek outfall location at the Live Oak Canyon Road Bridge [DM 10-007]. Amendment No. 9 was approved on February 3, 2010 to cover costs for a pilot study and sampling design to meet the management objectives provided in the Habitat Monitoring Program [DM 10-008]. Amendment No. 10 was approved on June 2, 2010 for an increase of \$35,800 for costs for biological and noise monitoring during construction [DM 10-037]. Amendment No. 11 was approved on June 2, 2010 for an increase of \$49,760 for engineering services during construction [DM 10-038]. Amendment No. 12 was approved on November 3, 2010 for an increase of \$24,278 for survey tasks for easement acquisition and additional potholing [DM 10-084]. Amendment No. 13 was approved on April 20, 2011 for an increase of \$46,764 for additional easement and permitting activities with various agencies [DM 11-032]. Amendment No. 14 was approved on August 3, 2011 for an increase of \$70,008 for Crow Street recycled water re-design, along with potable water and sewer pipeline design upgrades [DM 11-073]. Amendment No. 15 is Dudek's

proposal for biological and noise monitoring during construction of Phase 3 being presented on August 17, 2011.

Amendment No. 16 outlines the scope of work in the attached proposal from Dudek for engineering services to support the construction of Phase 3 of the brineline extension project for an increase of \$71,000.

Final Design	Contract Changes	Contract Amount	Percentage Change from Original Bid Amount	Reference
Amendment No. 3	\$1,267,407	\$1,267,407	- -	DM 08-088
Amendment No. 4	\$37,539	\$1,304,946	2.9% increase	DM 08-089
Amendment No. 5	\$34,865	\$1,339,811	2.7% increase	DM 09-070
Amendment No. 6	\$50,900	\$1,390,711	4% increase	DM 09-079
Amendment No. 7	\$57,848	\$1,448,559	4.5% increase	DM 10-005
Amendment No. 8	\$8,840	\$1,457,399	0.7% increase	DM 10-007
Amendment No. 9	\$4,950	\$1,462,349	0.4% increase	DM 10-008
Amendment No. 10	\$35,800	\$1,498,149	2.8% increase	DM 10-037
Amendment No. 11	49,760	\$1,547,909	3.9% increase	DM 10-038
Amendment No. 12	\$24,278	\$1,572,187	1.9% increase	DM 10-084
Amendment No. 13	\$46,764	\$1,618,951	3.7% increase	DM 11-032
Amendment No. 14	\$70,008	\$1,688,959	5.5% increase	DM 11-073
Amendment No. 15	\$36,010	\$1,724,969	1.8% increase	DM 11-0xx
Amendment No. 16	\$71,000	\$1,795,969	5.6% increase	DM 11-0xx

Financial Considerations:

The costs associated with this project will be funded by the US EPA, Bureau of Reclamation and a SRF loan.



INDEPENDENT CONSULTANT'S TASK ORDER
ISSUED TO DUDEK

Amendment No. 16 to Task Order No. 1

Project Title: Phase II Non-Potable Water System & Regional Brineline

YVWD Project Number: P-65-106 – Phase II Recycled Water System

Task Order Authorization Date: August 15, 2007 Director Memorandum No. 07-080
Amendment No. 1 Date: December 18, 2007 Director Memorandum No. 07-123
Amendment No. 2 Date: May 20, 2008 Director Memorandum No. 08-038
Amendment No. 3 Date: October 15, 2008 Director Memorandum No. 08-088
Amendment No. 4 Date: October 15, 2008 Director Memorandum No. 08-089
Amendment No. 5 Date: July 1, 2009 Director Memorandum No. 09-070
Amendment No. 6 Date: July 15, 2009 Director Memorandum No. 09-079
Amendment No. 7 Date: January 20, 2010 Director Memorandum No. 10-005
Amendment No. 8 Date: February 3, 2010 Director Memorandum No. 10-007
Amendment No. 9 Date: February 3, 2010 Director Memorandum No. 10-008
Amendment No. 10 Date: June 2, 2010 Director Memorandum No. 10-037
Amendment No. 11 Date: June 2, 2010 Director Memorandum No. 10-038
Amendment No. 12 Date: November 3, 2010 Director Memorandum No. 10-084
Amendment No. 13 Date: April 20, 2011 Director Memorandum No. 11-032
Amendment No. 14 Date: August 3, 2011 Director Memorandum No. 11-073
Amendment No. 15 Date: August 17, 2011 Director Memorandum No. 11-0xx
Amendment No. 16 Date: August 17, 2011 Director Memorandum No. 11-0xx

Consultant Name: Dudek
Contact: Mr. Mike Metts, Manager, Engineering Division
Address: 605 Third Street
 Encinitas, California 92024
Telephone: (760) 942-0366
Fax: (760) 942-4508
E-mail: mmetts@dudek.com
Fed. Tax ID #: 95-3873865

SUMMARY OF ADDENDUM:

Description	Amount	Reference
Original Contract Amount:	\$415,040	Director Memorandum No. 07-080
Amount of Amendment No. 1:	\$34,920	Director Memorandum No. 07-123
Amount of Amendment No. 2:	\$79,920	Director Memorandum No. 08-038
Amount of Amendment No. 3:	\$1,267,407	Director Memorandum No. 08-088
Amount of Amendment No. 4:	\$37,539	Director Memorandum No. 08-089
Amount of Amendment No. 5:	\$34,865	Director Memorandum No. 09-070
Amount of Amendment No. 6:	\$50,900	Director Memorandum No. 09-079
Amount of Amendment No. 7:	\$57,848	Director Memorandum No. 10-005

Amount of Amendment No. 8:	\$8,840	Director Memorandum No. 10-007
Amount of Amendment No. 9:	\$4,950	Director Memorandum No. 10-008
Amount of Amendment No. 10:	\$35,800	Director Memorandum No. 10-037
Amount of Amendment No. 11:	\$49,760	Director Memorandum No. 10-038
Amount of Amendment No. 12:	\$24,278	Director Memorandum No. 10-084
Amount of Amendment No. 13:	\$46,764	Director Memorandum No. 11-032
Amount of Amendment No. 14:	\$70,008	Director Memorandum No. 11-073
Amount of Amendment No. 15:	\$36,010	Director Memorandum No. 11-0xx
Amount of this Amendment:	\$71,000	Director Memorandum No. 11-0xx
Total Revised Contract Amount:	\$2,325,849	

This AMENDMENT to the original TASK ORDER is issued pursuant to that certain Agreement for Services by Independent Consultant between the YUCAIPA VALLEY WATER DISTRICT ("OWNER") and DUDEK AND ASSOCIATES, INC. (CONSULTANT") dated August 15, 2007 (the "AGREEMENT"). The OWNER and CONSULTANT have entered into this AMENDMENT for the purpose of amending and revising the ORIGINAL TASK ORDER and/or prior amendments (if applicable) as specifically set forth herein below, and except as specifically provided herein, the AGREEMENT, ORIGINAL TASK ORDER and AMENDMENTS shall remain in full force and effect as originally stated.

1. Revision to Tasks to be Performed & Compensation. CONSULTANT shall provide all labor, materials and equipment to perform the following task (check one):

Engineering Services During Construction of Phase 3

2. Time of Performance. CONSULTANT shall complete performance of services described above by November 2012.

IN WITNESS WHEREOF, the parties have executed this Task Order on the date indicated below.

Yucaipa Valley Water District

Dudek

By: _____

By: _____

Dated: August 17, 2011

Dated: _____

Name: Jay Bogh, Board President

Name: _____

DUDEK

MAIN OFFICE
605 THIRD STREET
ENCINITAS, CALIFORNIA 92024
T 760.942.5147 T 800.450.1818 F 760.632.0164

June 23, 2011

5744-04

Brent Anton
Yucaipa Valley Water District
12270 Second Street
Yucaipa, CA 92270

**Subject: Yucaipa Valley Regional Brineline Extension (YVRBE)
Construction Support Services – Phase 3**

Dear Brent:

We are pleased to provide this proposal for engineering services to support the construction phase of the Phase 3 bid package of the Yucaipa Valley Regional Brineline Extension Project (YVRBE).

The District has secured valuable funding through the American Recovery and Reinvestment Act and California State Revolving Fund. Conditions of the funding agreements place strict requirements on project delivery, including completion by November 2012.

Recognizing these project requirements, Dudek understands the importance of timely and thorough attention to construction issues. We will maintain close communication with the District's contract Construction Management Team and District staff, so that field issues are addressed in a proactive and timely manner. With this approach, significant construction changes and associated costs will be minimized or avoided.

Similarly, we understand the District's project budget objectives. We are committed to working closely with the project team to deliver maximum value to the District with these proposed consultant services. The proposed fee for Phase 3 is slightly greater than that for Phases 1 and 2, relating primarily to our anticipation of increased effort for the two horizontal direction drilling component of the project, the increased density of local utilities, and the increased number of jurisdictional agency impacts. As always, our efforts are on a time and materials basis, and we will work at the direction of District staff.

Dudek appreciates the opportunity to be of continued service to the District on this important regional project. Upon your review of this request, please do not hesitate to contact me if you have any questions, or require any additional information. I can be reached at 760.479.4111, or by email at mmetts@dudek.com.

Respectfully Submitted,

DUDEK

D. Michael Metts, PE
Principal

Attachments: Scope of Work and Fee

SCOPE OF WORK

GENERAL

This scope of work (SOW) outlines Engineering Services during Construction (ESDC) for Yucaipa Regional Brineline Extension Project – Phase 3.

Construction duration is anticipated to be 12 months, with construction contract award in August 2011 and construction completion in August 2012. Time extensions to the construction contract may result in extended effort not included in this fee estimate. If additional effort is required, Dudek will submit a request for amendment to this authorization before proceeding with work.

The scope of work assumes the following project team:

- District's Project Manager: Brent Anton (Yucaipa Valley Water District)
- ESDC Principal-In-Charge/Project Manager: Michael Metts, PE (Dudek)
- ESDC Project Engineer: Tom Falk, PE (Dudek)
- ESDC Project Engineer: Jerod Coleman (Dudek)
- Construction Manager: Pat Watson (Krieger & Stewart)
- Resident Inspection: Krieger & Stewart Inspection Staff

The assumed chain of communication for the project will route correspondence through the District's contract Construction Management team. Communications will be addressed to the Construction Manager. It is assumed that the District's Construction Manager will be responsible for maintaining construction project tracking logs (Submittals, RFI, change orders, meeting agendas, logs, and correspondence) and that updated copies of these logs and meeting notes will be provided to Dudek on regular basis. Dudek will not provide direction to the Contractor; direction will be delivered by the Construction Manager or the District.

ELEMENT 1 – ENGINEERING SERVICES DURING CONSTRUCTION

Dudek will provide office-based engineering services during the construction phase of the project. The following discussions define the Engineering Services during Construction (ESDC) to support of the District's construction management team.

Task 1 – ESDC Project Management. Dudek will maintain control of the ESDC contract and coordinate with District staff, as requested or required. Dudek will prepare monthly invoices and a written progress report providing status of budget, progress of ESDC tasks, and scope issues or concerns. Our Principal-In-Charge will perform Quality Assurance reviews on the ESDC efforts.

Task 2 – Shop Drawing Review. Dudek will review and approve shop drawings submitted by the contractor for conformance with contract documents. It is anticipated that we will receive four copies of original shop drawing submittals. Dudek will review and return three copies of the

submittals with comments and Engineer's disposition. Our standard review stamp provides the following dispositions:

- "No Exceptions Taken" – Engineer takes no exceptions to proposed materials/procedure.
- "Make Corrections Noted" – Engineer accepts the proposed materials/procedure with exceptions, revisions, or corrections noted on the submittal. No further submittals are requested.
- "Amend and Resubmit" – Engineer does not accept proposed materials/procedure due to material or significant deviation from P&S requirements. Contractor should revise submittal and re-submit in conformance with the P&S.
- "Rejected" – Engineer rejects the submittal. Submittal does not conform to P&S requirements in content or procedure. Contractor should revise submittal and re-submit in conformance with the P&S.

We anticipate up to two (2) separate reviews of each submittal for a maximum of 15 submittals. The contract documents limit the District's responsibility to two reviews for each equipment/material item. As such, costs associated with review of submittals beyond the anticipated two review limit can be recovered by the District from the construction contractor. To maintain budget objectives, we propose to limit our involvement to only the technical submittals associated with the major equipment/material items, including horizontal directional drilling operations and others identified below. Administrative and procedural submittals and technical submittals in addition to those identified will be reviewed only at the request of the District and within the limits of the authorized budget. We anticipate review of up to 15 submittal packages covering the following critical items.

- Auger Boring installation for five auger boring locations (Submittals per Section 13320 and Section 13600).
- High Density Polyethylene (HDPE) pipe, fittings, and appurtenances (Submittals per Section 15061).
- Horizontal Direction Drilling qualifications, materials and procedures (Submittals per Section 13330).
- Valves and appurtenances including gate valves, air release valves, ball valves, tapping sleeves, and flow control valve (Submittals per Section 15100 and Section 15103).
- Facilities associated with the flow metering and connection facilities at the SARI pipeline connection (Submittals per Sections 03460, 03485, 06620, 09808, 11325, 11425, and 13710).

Task 3 – Response to Request for Information (RFI). Dudek will respond to technical requests for information from the construction contractor. For the purposes of scoping, it is estimated

that District will require RFI support on up fifteen (15) RFIs. Additional assistance will be provided as budget allows, or as negotiated by the District.

Task 4 – Preparation of Record Drawings. Not Proposed. Will be proposed separately after construction is complete and the effort can be better determined.

Task 5 – ESDC Field Support Services. The District has retained Krieger & Stewart to administer the construction contract and provide resident inspection services. At times during the construction phase, it is anticipated that Dudek will be requested to support the District's team in the field to address specific construction issues. These services will be provided at the District's request to compliment the resident CM/Inspection efforts. Field support efforts will be billed on Time & Materials basis within the limits of the authorized budget. Should additional services beyond the authorized budget be required, Dudek will request authorization for budget extension before proceeding with the work. Anticipated potential field support services include engineering assistance with review and valuation of construction contract change orders, preparation of field change sketches, and attendance at site visits and construction meetings.

Task 5.1 - Change Order Assistance. At the District's request, Dudek will review potential field changes, make field change recommendations, and prepare contract change orders and/or work orders. Construction changes will be verified by the ESDC Project Manager and confirmed by the Construction Manager prior to execution. This effort is proposed on a time and materials basis.

Task 5.2 - Field Change Sketches. At the District's request, Dudek will prepare supplementary sketches and details as required to assist in resolution of construction issues. Sketches will be prepared in format and method appropriate to represent the Engineer's intent. Sketches will be directed to the Construction Management Team. This effort is proposed on a time and materials basis.

Task 5.3 – Field Meetings. At the District's request, Dudek will perform site visits and attend meetings, as required to support the District's field team. A total of four site visits are anticipated in the proposed scope of work. Field meetings, site visits, and other in-field presence will be attended by appropriate Dudek project team staff.

Task 5.4 - Final Walkthrough and Project Punchlist. This effort is not proposed. We will provide assistance within the limits of the authorized budget.

Exclusions. The following services are not anticipated to be required and are hereby excluded:

- Construction Contract Administration. The District has contracted with Krieger & Stewart to administer the construction contract including maintenance of project logs (RFI, submittal, correspondence, and change orders, etc), coordinating construction meetings (agendas and minutes), review/approval/recommendation of progress payments, preparation of monthly progress reports to YVWD board, preparation of change order documentation (except as specified above), schedule monitoring, and final walkthrough/punchlist preparation (except as specified above).
- Permit compliance documentation, follow-up, and support for permits required by outside agencies.

- Preparation of Operations and Maintenance manuals.
- Environmental Documentation.
- Coordination for project funding, prior to or during construction.
- Field inspection. Note that we would be glad to supplement the District's inspection staff with as-needed field inspection. We can append this scope of work to incorporate this effort at the District's request.
- Geotechnical investigations, compaction testing, soils evaluation, etc.
- Surveying, construction staking, etc.
- Material testing including concrete, soils, metals, etc.

ELEMENT 2 – ENVIRONMENTAL MONITORING SERVICES – NOT USED

Provided under separate authorization.

FEE ESTIMATE

Dudek will provide the above defined services on a Time & Materials basis with a Not to Exceed fee estimated below. Sub-Consultant services and direct costs will be invoiced at direct cost as directed by the District. Appropriate project management expenses for sub-consultant management and control will be billed on a time and materials basis. Dudek labor will be billed using our 2011 Standard Schedule of Charges. Mileage will be billed at the current Federal mileage allowance.

Task	Phase 3 ESDC Task Description	Cost
1	ESDC Project Management	\$ 9,500
2	Shop Drawing Review	\$ 17,500
3	RFI Response	\$ 12,000
4	Record Drawing Preparation	NIC
5	ESDC Field Support	\$ 32,000
Total Fee Proposal		\$ 71,000



Yucaipa Valley Water District

Workshop Memorandum 11-123

Date: August 9, 2011

Subject: Discussion Regarding the Unaudited Financial Report for July 2011

The District staff has prepared the attached Unaudited Financial Report for July 2011. This information will be provided again at the next board meeting with a staff recommendation to receive and file the monthly financial report.



Yucaipa Valley Water District

Director Memorandum 11-0xx

Date: August 17, 2011 **Job:** Not Applicable

Prepared By: Vicky Elisalda, Controller **G/L:** Not Applicable

Subject: Presentation of the Unaudited Financial Report for July 2011

Recommendation: That the Board receives and files the unaudited financial report as presented.

The following unaudited financial report has been prepared by the Administrative Department for your review. The report has been divided into six sections to clearly disseminate information pertaining to the financial status of the District. Please remember that the following financial information has not been audited.

Cash Fund Balance Report

The Cash Fund Balance Report provides a summary of how the total amount of funds maintained by financial institutions is distributed throughout the enterprise and non-enterprise funds of the District. A summary of the report is as follows:

Fund Source	Operating Funds	Restricted Funds	Total Funds
Water Division	\$88,796.68	\$6,372,303.36	\$6,461,100.04
Sewer Division	\$75,283.11	\$6,281,638.83	\$6,356,921.94
Recycled Division	<u>(\$2,219,816.11)</u>	<u>\$637,078.80</u>	<u>(\$1,582,737.31)</u>
Total	(\$2,055,736.32)	\$13,291,020.99	\$11,235,284.67

Most of the funds reflected in the Cash Fund Balance Report are designated for specific purposes and are therefore restricted, either by law or by District policy.

Check Register

The check register lists each check processed during the month of July 2011. The District processed 181 checks during the month of July for a total sum of \$1,623,833.83. All checks are reviewed by District staff for accuracy and completeness, and usually signed by the General Manager and one Director, but may be signed by two Directors.

The Controller will make any check, invoice or supporting documentation available for review to any board member upon request.

Financial Account Information

The District currently deposits all revenue received into the Deposit Checking account. The General Checking account is used as a sole processing account for all District checks and electronic payroll. The Investment Checking account is used for the purchase and redemption of US treasury notes and bills. The US treasury notes and bills are booked at cost.

The LAIF investment account is a pooled money account administered by the State of California. Additional information on the LAIF account is provided below in the investment summary report.

Investment Summary

The investment summary report illustrates the District's investments in US treasury notes and bills in addition to the investments held by the Local Agency Investment Fund or LAIF. The yields for the treasury notes and bills are provided for each individual transaction. The historical annual yield for funds invested with LAIF is also provided.

Separate pooled money investment reports prepared by the State of California are maintained by the District and available for review.

Monthly Revenue Allocation

During the month of July 2011 the District received a sum total of \$1,889,180.69 in revenues from the following categories:

- A total of \$1,859,441.92 was received from 14,894 customers for utility bill payments. This is the total amount of utility bill payments received from water, sewer and recycled services.
- A total of \$2,305.00 was received for construction meter deposits, customer deposits and internet fee payments.
- A total of \$27,063.55 was received from miscellaneous water related activities (other than utility bill charges).
- A total of \$370.22 received from miscellaneous recycled related activities (other than utility bill charges).
- The District received ARRA draw #13 in the amount of \$102,328.00 on July 29th.

Fiscal Year 2012 Budget Status

The revenue and expense budget status for the 2012 Fiscal Year is provided for your review.

**Summary of Revenue Budget
As of July 31, 2011 (4% of Budget Cycle)**

<u>Division</u>	<u>Budget Amount</u>	<u>Current Month</u>	<u>Year-To-Date</u>	<u>Percentage</u>
Water	12,503,170	1,035,506	1,035,506	8.3
Sewer	10,908,600	841,882	841,882	7.7
Recycled Water	265,250	46,847	46,847	17.7
District Revenue	23,677,020	1,924,235	1,924,235	8.1

**Summary of Water Budget
As of July 31, 2011 (4% of Budget Cycle)**

<u>Department</u>	<u>Budget Amount</u>	<u>Current Month</u>	<u>Year-To-Date</u>	<u>Percentage</u>
Water Resources	4,359,935	214,878	214,878	4.9
Public works	2,147,165	112,649	112,649	5.2
Administration	3,028,695	164,465	164,465	5.4
Long Term Debt	2,932,375	0	0	0.0
Asset Acquisition	35,000	0	0	0.0
TOTAL	12,503,170	491,992	491,992	3.9

**Summary of Sewer Budget
As of July 31, 2011 (4% of Budget Cycle)**

<u>Department</u>	<u>Budget Amount</u>	<u>Current Month</u>	<u>Year-To-Date</u>	<u>Percentage</u>
Treatment	3,413,225	130,141	130,141	3.8
Administration	3,724,350	253,168	253,168	6.8
Environmental Control	824,775	26,515	26,515	3.2
Long Term Debt	2,946,250	0	0	0.0
Asset Acquisition	0	0	0	0.0
TOTAL	10,908,600	409,824	409,824	3.8

**Summary of Recycled Water Budget
As of July 31, 2011 (4% of Budget Cycle)**

<u>Department</u>	<u>Budget Amount</u>	<u>Current Month</u>	<u>Year-To-Date</u>	<u>Percentage</u>
Administration	265,250	4,780	4,780	1.8
TOTAL	265,250	4,780	4,780	1.8

District Expenses	23,677,020	906,596	906,596	3.8
--------------------------	-------------------	----------------	----------------	------------

Investment Policy Disclosure

The District is currently compliant with the portfolio of its Investment Policy and State Law.

The District is using Sandy Gage with Merrill Lynch Wealth Management (Bank of America Corporation) for Treasury investments. The District expects to meet its expenditure requirements for the next six months.

Questions or Comments

If you have any questions about a particular budget account, please do not hesitate to contact the Controller directly. If you need additional information, the members of the Administrative Department would be happy to provide you with any detailed information you may desire.

Cash Fund Balance Report - July 2011

Water Division	GL#	Balance
Project Fund - Encumbered	02-10215	\$ 720,951.22
ID 1 Construction Funds	02-10216	\$ 293,145.85
ID 2 Construction Funds	02-10217	\$ 80,409.31
Depreciation Reserves	02-10310	\$ 2,698,902.36
Infrastructure Reserves	02-10311	\$ 33,164.00
Sustainability Fund	02-10313	\$ 115,645.20
Rate Stabilization Fund	02-10314	\$ 493,168.34
Imported Water Fund - MUNI	02-10315	\$ (421,135.64)
Imported Water Fund - SGPWA	02-10316	\$ 201,227.55
FCC - Debt Service YVRWFF Phase I	02-10401	\$ -
FCC - Future YVRWFF Phase II & III	02-10403	\$ 115,398.87
FCC - Recycled System	02-10410	\$ 178,514.70
FCC - Booster Pumping Plants	02-10411	\$ 194,855.86
FCC - Pipeline Facilities	02-10412	\$ 920,170.87
FCC - Water Storage Reservoirs	02-10413	\$ 747,884.87
Operating Funds:	--	--
Checking Account	02-11001	\$ 30,000.00
LAIF	02-11019	\$ 32,944.00
Savings	02-11020	\$ 25,852.68
Total Water Division		\$ 6,461,100.04

Sewer Division	GL#	Balance
Project Fund - Encumbered	03-10215	\$ 751,319.63
Depreciation Reserves	03-10310	\$ 2,802,895.83
Infrastructure Reserves	03-10311	\$ 65,525.00
Rate Stabilization Fund	03-10314	\$ 1,464,029.35
FCC - Debt Service WWTP Expansion & Upgrade	03-10405	\$ 402,810.57
FCC - Future WWTP Expansion	03-10407	\$ 241,925.48
FCC - Sewer Interceptors	03-10415	\$ 120,548.59
FCC - Lift Stations	03-10416	\$ 59,486.83
FCC - Effluent Disposal Facilities	03-10417	\$ 78,702.75
FCC - Salt Mitigation Facilities	03-10418	\$ 294,394.80
Operating Funds:	--	--
Savings	03-11020	\$ 75,283.11
Total Wastewater Division		\$ 6,356,921.94

Recycled Water Division	GL#	Balance
Depreciation Reserves	04-10310	\$ 476,590.80
Infrastructure Reserves	04-10311	\$ 4,410.00
FCC - Recycled System	04-10410	\$ 13,286.93
FCC - Booster Pumping Plants	04-10411	\$ 14,297.75
FCC - Pipeline Facilities	04-10412	\$ 71,152.50
FCC - Water Storage Reservoirs	04-10413	\$ 57,340.82
Operating Funds:	--	--
Savings	04-11020	\$ (2,219,816.11)
Total Recycled Water Division		\$ (1,582,737.31)

DISTRICT TOTAL **\$ 11,235,284.67**

Future Obligations	Due Date	Amount
2004A Bond Payment - Water Division	02/23/2012	\$ 997,562.50
SBVMWD - SARI Pipeline Capacity	06/01/2012	\$ 19,710.00
2004A Bond Payment - Water Division	08/27/2011	\$ 1,934,812.50
SRF Payment - Sewer Division	09/10/2011	\$ 2,923,688.75

Check Register - July 2011

<u>Check Date</u>	<u>Check Number</u>	<u>Name</u>	<u>Check Amount</u>
07/01/2011	12746	PAYROLL CHECK	1,979.88
07/01/2011	12747	CA-PERS 457 Deferred Comp	10,771.39
07/01/2011	12748	Public Employees' Retirement S	25,381.69
07/01/2011	12749	Hong Nelson	125.00
07/01/2011	12750	Katherine Kostelecky	500.00
07/01/2011	12751	United Student Aid Funds, Inc.	168.43
07/01/2011	12752	IBEW Local 1436	345.00
07/01/2011	12753	Inland Counties Insurance Serv	223,770.00
07/01/2011	12754	Pacificare of CA Health Ins.,	40,341.02
07/01/2011	12755	Standard Insurance Company	2,221.36
07/01/2011	12756	Western Dental Services, Inc.	340.66
07/01/2011	12757	Anthem Blue Cross L and H	352.80
07/01/2011	12758	Standard Insurance Company	2,829.53
07/01/2011	12759	Standard Insurance Vision Plan	449.36
07/01/2011	12760	MetLife Small Business Center	122.58
07/11/2011	12761	VOID CHECK	0.00
07/11/2011	12762	American Messaging Services, L	9.72
07/11/2011	12763	Ameripride Uniform Services	1,060.28
07/11/2011	12764	Fox Occupational Medical Cente	50.00
07/11/2011	12765	Neopost USA Inc.	205.54
07/11/2011	12766	InfoSend, Inc.	8,790.60
07/11/2011	12767	Konica Minolta Business Soluti	336.07
07/11/2011	12768	Krieger & Stewart	61,218.36
07/11/2011	12769	NetComp Technologies, Inc.	1,665.00
07/11/2011	12770	Priority Mailing Systems Inc.	263.63
07/11/2011	12771	RFI	525.00
07/11/2011	12772	SB CNTY-Recorder/County Clerk	429.00
07/11/2011	12773	San Gorgonio Pass Water Agency	4,075.71
07/11/2011	12774	South Coast A.Q.M.D.	595.91
07/11/2011	12775	Spatial Wave, Inc.	4,860.00
07/11/2011	12776	Tattletale Portable Alarm Syst	1,974.00
07/11/2011	12777	The Counseling Team Internatio	240.00
07/11/2011	12778	The Gas Company	90.64
07/11/2011	12779	Underground Service Alert Of S	189.00
07/11/2011	12780	George F. Siddle	110.00
07/11/2011	12781	Verizon	1,838.33
07/11/2011	12782	Frances Webster	196.63
07/11/2011	12783	News Mirror Publishing, Inc.	241.40
07/11/2011	12784	Ralph C. Casas	56.00
07/11/2011	12785	Brenntag Pacific, Inc	9,915.32
07/11/2011	12786	Brithinee Electric	244.68
07/11/2011	12787	Center Electric	637.65
07/11/2011	12788	Fastenal Company	549.00
07/11/2011	12789	Grainger	3,826.55
07/11/2011	12790	Alan L. Grubel Automotive Inc.	807.31
07/11/2011	12791	Hach Company	313.42
07/11/2011	12792	Inland Water Works Supply Co.	1,845.80
07/11/2011	12793	Innerline Engineering	1,250.00
07/11/2011	12794	Johnson Power Systems	28,988.40
07/11/2011	12795	MBC Applied Environmental Scie	1,200.00
07/11/2011	12796	Merit Oil Company	4,048.67
07/11/2011	12797	Nagem, Inc.	2,103.98
07/11/2011	12798	Newell Nurseries Inc.	108.64
07/11/2011	12799	Oily's Automotive Service & Re	395.85
07/11/2011	12800	Polydyne Inc.	2,626.31

Check Register - July 2011

07/11/2011	12801	Redlands Ford	31.46
07/11/2011	12802	Smart & Final Stores, LLC	233.90
07/11/2011	12803	Sunstate Equipment Co., LLC	197.45
07/11/2011	12804	Troy Alarm, Inc.	145.56
07/11/2011	12805	Addiction Medicine Consultants	247.50
07/15/2011	12806	PAYROLL CHECK	2,034.63
07/15/2011	12807	PAYROLL CHECK	297.53
07/15/2011	12808	Gregory N. Godwin	600.00
07/15/2011	12809	CA-PERS 457 Deferred Comp	13,125.74
07/15/2011	12810	Public Employees' Retirement S	26,948.66
07/15/2011	12811	Hong Nelson	125.00
07/15/2011	12812	Katherine Kostelecky	500.00
07/15/2011	12813	United Student Aid Funds, Inc.	168.43
07/15/2011	12814	SMEDSTAD, JANET	201.42
07/15/2011	12815	NAPA Genuine Parts Company	400.04
07/18/2011	12816	Aklufi & Wysocki	7,011.59
07/18/2011	12817	The Barber-Webb Company, Inc.	12,954.00
07/18/2011	12818	Citizens Business Bank	13,415.00
07/18/2011	12819	DDB Engineering Inc.	9,015.00
07/18/2011	12820	Delta Partners, LLC	7,500.00
07/18/2011	12821	Dudek & Associates, Inc	63,194.49
07/18/2011	12822	Krieger & Stewart	73,003.63
07/18/2011	12823	National Coating & Lining Comp	27,096.00
07/18/2011	12824	One Stop Landscape Supply Inc	16,730.00
07/18/2011	12825	Platinum Advisors, LLC	5,000.00
07/18/2011	12826	Pro-Craft Construction., Inc.	120,735.00
07/18/2011	12827	RMC Water and Environment	2,166.00
07/18/2011	12828	Separation Processes, Inc.	27,945.00
07/18/2011	12829	Sukut Construction, Inc.	158,377.50
07/18/2011	12830	Union Bank Of California	17,597.50
07/18/2011	12831	Warren Duncan Contracting	34,000.00
07/18/2011	12832	Wildermuth Environmental	672.85
07/18/2011	12833	Sukut Construction, Inc.	35,491.50
07/18/2011	12834	Union Bank Of California	3,943.50
07/18/2011	12835	Ameripride Uniform Services	451.03
07/18/2011	12836	AT&T Mobility	1,511.00
07/18/2011	12837	Coverall North America, Inc.	1,021.00
07/18/2011	12838	Crider Public Relations, Inc.	467.50
07/18/2011	12839	First American Data Tree, LLC	71.06
07/18/2011	12840	First American Corelogic, Inc.	300.00
07/18/2011	12841	InfoSend, Inc.	6,432.12
07/18/2011	12842	Kelly Services, Inc.	798.32
07/18/2011	12843	Santa Ana Watershed Project Au	7,100.00
07/18/2011	12844	South Coast A.Q.M.D.	416.41
07/18/2011	12845	Sims Welding & Supply Co., Inc	173.30
07/18/2011	12846	Troy Alarm, Inc.	201.00
07/18/2011	12847	Bioscience Inc.	12,320.00
07/18/2011	12848	Bob Walker	1,411.53
07/18/2011	12849	Cemex Inc. USA	668.33
07/18/2011	12850	Center Electric	908.08
07/18/2011	12851	Custom Metal Fabrication	195.00
07/18/2011	12852	Edward S Babcock & Sons, Inc.	5,358.00
07/18/2011	12853	Evergreen Oil, Inc.	9,000.00
07/18/2011	12854	G&G Environmental Compliance, I	3,673.50
07/18/2011	12855	Gallade Chemical	1,330.71
07/18/2011	12856	Alan L. Grubel Automotive Inc.	777.78

Check Register - July 2011

07/18/2011	12857	Inland Water Works Supply Co.	802.57
07/18/2011	12858	Innerline Engineering	1,250.00
07/18/2011	12859	JR Freeman Co. Inc.	2,714.59
07/18/2011	12860	M & M Auto Wrecking	300.00
07/18/2011	12861	Merit Oil Company	2,911.11
07/18/2011	12862	Nagem, Inc.	545.00
07/18/2011	12863	Oily's Automotive Service & Re	1,188.69
07/18/2011	12864	Patton Sales Corporation	210.11
07/18/2011	12865	Q Versa, LLC	5,363.93
07/18/2011	12866	Red Alert Special Couriers	1,131.40
07/18/2011	12867	Sterling Water Technologies LL	1,419.48
07/18/2011	12868	Test America Laboratories, Inc	1,670.00
07/18/2011	12869	Tom Malloy Corp.	660.00
07/18/2011	12870	Tri County Pump Company	6,560.51
07/18/2011	12871	CA-OCP HEALTH SERVICES	105.00
07/18/2011	12872	VOID CHECK	0.00
07/18/2011	12873	Soboba Band of Luiseno Indians	4,933.50
07/18/2011	12874	Southern California Emergency	325.00
07/25/2011	12875	Abate Technologies Intl, Inc.	1,050.00
07/25/2011	12876	Ralph C. Casas	56.00
07/25/2011	12877	Ameripride Uniform Services	427.05
07/25/2011	12878	BofA Credit Card	304.26
07/25/2011	12879	Fedex	169.87
07/25/2011	12880	Incode Division-Tyler Technolo	350.00
07/25/2011	12881	Kelly Services, Inc.	258.28
07/25/2011	12882	NetComp Technologies, Inc.	1,035.00
07/25/2011	12883	NetVersant	293.34
07/25/2011	12884	Santa Ana Watershed Project Au	14,347.00
07/25/2011	12885	Separation Processes, Inc.	3,725.00
07/25/2011	12886	SCE Rosemead	255,790.10
07/25/2011	12887	Terminix Commercial	582.00
07/25/2011	12888	Verizon	837.44
07/25/2011	12889	Verizon Select Services, Inc.	540.00
07/25/2011	12890	BofA Credit Card	72.78
07/25/2011	12891	VOID CHECK	0.00
07/25/2011	12892	Brenntag Pacific, Inc	6,354.42
07/25/2011	12893	Calolympic Glove & Safety Co.,	729.12
07/25/2011	12894	Center Electric	113.51
07/25/2011	12895	CHJ Incorporated	3,380.00
07/25/2011	12896	Clinical Laboratory of San Ber	693.00
07/25/2011	12897	Victor James Valenti	4,141.16
07/25/2011	12898	Fastenal Company	27.21
07/25/2011	12899	Fresno Oxygen	1,154.83
07/25/2011	12900	Grainger	681.54
07/25/2011	12901	Harbor Freight Tools	81.95
07/25/2011	12902	Hemet Valley Tool & Supply	410.79
07/25/2011	12903	Inland Water Works Supply Co.	13,569.28
07/25/2011	12904	Innerline Engineering	1,250.00
07/25/2011	12905	James John Brothers	6,828.75
07/25/2011	12906	JR Freeman Co. Inc.	1,051.24
07/25/2011	12907	McMaster-Carr Supply Co.	162.19
07/25/2011	12908	Merit Oil Company	3,340.66
07/25/2011	12909	Nagem, Inc.	3,419.57
07/25/2011	12910	Nalco Company	5,164.50
07/25/2011	12911	Oily's Automotive Service & Re	292.50
07/25/2011	12912	Pro-Pipe & Supply, Inc.	1,473.21

Check Register - July 2011

07/25/2011	12913	Red Alert Special Couriers	1,322.09
07/25/2011	12914	Siemens Industry, Inc.	2,216.91
07/25/2011	12915	Tri County Pump Company	320.00
07/25/2011	12916	HD Supply Facilities Maintenanc	415.44
07/29/2011	12917	PAYROLL CHECK	2,922.52
07/29/2011	12918	CA-PERS 457 Deferred Comp	8,269.61
07/29/2011	12919	Public Employees' Retirement S	26,532.26
07/29/2011	12920	United Student Aid Funds, Inc.	168.43
07/29/2011	12921	Franchise Tax Board	403.77
07/29/2011	12922	American Family Life Assurance	2,891.21
07/29/2011	12923	YVWD - Petty Cash	66.22
07/29/2011	12924	Gregory N. Godwin	150.00
07/29/2011	12925	Cypress Insurance company	18,062.00
07/29/2011	12926	B of A Credit Card	572.28

July 2011 Check Register Total	1,623,833.83
---------------------------------------	---------------------

Financial Account Information - July 2011

DATE	DESCRIPTION	Deposit Checking	General Checking	Investment Checking	Treasuries at cost	LAIF Invest. Fund	TOTAL ACTIVITY
06/30/2011	bal forward	1,834,032.08	25,000.00	62,764.83	9,375,622.43	32,904.95	11,330,324.29
6/30	rev retained in MM				(1,588.93)		(1,588.93)
07/01/2011	Deposit	79,985.81					79,985.81
	Credit Card-6/30	89.41					89.41
	Credit Card-7/1	1,822.27					1,822.27
	Electronic	15,984.58					15,984.58
	Website-7/1	2,220.95					2,220.95
	Website-7/2	963.55					963.55
	Website-7/3	960.13					960.13
	Website-7/4	1,310.08					1,310.08
	Website-7/5	486.25					486.25
7/1/11-PR	Federal Taxes		(36,495.68)				(36,495.68)
7/1/11-PR	State Taxes		(6,796.14)				(6,796.14)
7/1/11-PR	PR Direct Deposit		(97,920.46)				(97,920.46)
7/1/11-PR	ING 457		(6,301.83)				(6,301.83)
	Cks. #12746-12760		(309,698.70)				(309,698.70)
	TRF#1007 - AP & PR	(457,212.81)	457,212.81				0.00
07/05/2011	Deposit	100,838.16					100,838.16
	ETS Fees	(979.40)					(979.40)
	ETS Fees	(801.85)					(801.85)
	Credit Card-7/1	369.41					369.41
	Credit Card-7/5	3,446.49					3,446.49
	Electronic	22,958.42					22,958.42
	Website-7/5	1,710.27					1,710.27
	Website-7/6	400.50					400.50
	ACH pmts	33,151.28					33,151.28
07/06/2011	Deposit	74,418.55					74,418.55
	ETS Fees-annual	(108.00)					(108.00)
	ETS Fees-annual	(108.00)					(108.00)
	Credit Card-7/6	3,080.18					3,080.18
	Disbuted Credit Card	(135.22)					(135.22)
	Electronic	35,716.57					35,716.57
	Website-7/6	1,980.64					1,980.64
	Website-7/7	249.88					249.88
07/07/2011	Deposit	39,413.50					39,413.50
	Credit Card-7/6	1,667.32					1,667.32
	Credit Card-7/7	1,599.89					1,599.89
	Electronic	15,291.86					15,291.86
	Website-7/7	2,013.22					2,013.22
	Website-7/8	467.80					467.80
07/08/2011	Deposit	40,481.67					40,481.67
	Deposit-M/C	1,795.54					1,795.54
	Credit Card-7/7	130.85					130.85
	Credit Card-7/8	2,158.04					2,158.04
	Electronic	14,384.61					14,384.61
	Website-7/8	1,104.92					1,104.92
	Website-7/9	617.40					617.40
	Website-7/10	1,391.58					1,391.58
	Website-7/11	213.13					213.13
07/11/2011	Deposit	119,169.66					119,169.66
	Credit Card-7/11	2,123.86					2,123.86
	Electronic	14,496.77					14,496.77
	Website-7/11	8,263.60					8,263.60
	Website-7/12	176.09					176.09
	ACH pmts	57,944.38					57,944.38
07/12/2011	Deposit	101,399.85					101,399.85
	Credit Card-7/11	388.45					388.45
	Credit Card-7/12	2,251.04					2,251.04
	Electronic	27,045.40					27,045.40
	Website-7/12	497.47					497.47
	Website-7/13	270.00					270.00

Financial Account Information - July 2011

DATE	DESCRIPTION	Deposit Checking	General Checking	Investment Checking	Treasuries at cost	LAIF Invest. Fund	TOTAL ACTIVITY
07/13/2011	Deposit	45,344.59					45,344.59
	Credit Card-7/12	498.76					498.76
	Credit Card-7/13	4,121.02					4,121.02
	Electronic	15,165.44					15,165.44
	Website-7/13	2,091.51					2,091.51
07/14/2010	Deposit	43,069.50					43,069.50
	Credit Card-7/13	551.83					551.83
	Credit Card-7/14	981.19					981.19
	Electronic	12,989.98					12,989.98
	Website-7/14	2,019.38					2,019.38
	Website-7/15	1,111.95					1,111.95
7/15/11-PR	Federal Taxes		(39,896.40)				(39,896.40)
7/15/11-PR	State Taxes		(7,632.82)				(7,632.82)
7/15/11-PR	PR Direct Deposit		(106,474.38)				(106,474.38)
7/15/11-PR	ING 457		(6,722.62)				(6,722.62)
	Cks. #12761-12815		(193,139.72)				(193,139.72)
6/8	corr TRF #1002-shortage						0.00
	TRF#1008 - AP & PR	(358,865.94)	358,865.94				0.00
07/15/2011	Deposit	47,300.26					47,300.26
	Deposit-FEMA	2,894.00					2,894.00
	Credit Card-7/15	674.58					674.58
	Electronic	17,313.92					17,313.92
	Website-7/15	2,215.30					2,215.30
	Website-7/16	132.07					132.07
	Website-7/17	544.76					544.76
	Website-7/18	100.49					100.49
	ACH pmts	48,920.81					48,920.81
	Quarterly Analysis Charge			(6,659.49)			(6,659.49)
	LAIF Quarterly Interest					39.05	39.05
07/18/2011	Deposit	65,693.17					65,693.17
	Deposit corr 7/15	30.00					30.00
	CC Fraud -deposit	135.22					135.22
	Credit Card-7/15	947.16					947.16
	Credit Card-7/18	2,188.39					2,188.39
	Electronic	21,813.96					21,813.96
	Website-7/18	2,082.42					2,082.42
	Website-7/19	103.75					103.75
07/19/2011	Deposit	47,028.07					47,028.07
	Deposit	22,744.23					22,744.23
	Credit Card-7/18	207.23					207.23
	Credit Card-7/19	2,709.72					2,709.72
	Electronic	19,609.15					19,609.15
	Website-7/19	1,554.21					1,554.21
	Website-7/20	95.00					95.00
	Website-7/20	551.58					551.58
	Cks. #12816-12874		(722,525.12)				(722,525.12)
	TRF#1009 - AP	(722,525.12)	722,525.12				0.00
07/20/2011	Deposit	44,111.70					44,111.70
	Credit Card-7/19	505.00					505.00
	Credit Card-7/20	4,351.72					4,351.72
	Electronic	13,651.34					13,651.34
	Website-7/20	769.13					769.13
	Website-7/21	100.00					100.00
	Website-7/21	321.72					321.72
	ACH pmts	20,049.93					20,049.93
07/21/2011	Deposit	38,201.64					38,201.64
	Credit Card-7/20	636.38					636.38
	Credit Card-7/21	937.12					937.12
	Electronic	8,642.80					8,642.80
	Website-7/21	887.96					887.96
	Website-7/22	547.49					547.49

Financial Account Information - July 2011

DATE	DESCRIPTION	Deposit Checking	General Checking	Investment Checking	Treasuries at cost	LAIF Invest. Fund	TOTAL ACTIVITY
07/22/2011	Deposit	40,975.37					40,975.37
	Credit Card-7/21	300.07					300.07
	Credit Card-7/22	1,843.31					1,843.31
7/22	Electronic	12,754.72					12,754.72
	Website-7/22	1,500.27					1,500.27
	Website-7/23	548.76					548.76
	Website-7/24	932.62					932.62
	Website-7/25	260.15					260.15
07/25/2011	Deposit	97,449.99					97,449.99
	Credit Card-7/22	788.30					788.30
	Credit Card-7/25	2,055.95					2,055.95
	Electronic	17,846.81					17,846.81
	Website-7/25	1,635.07					1,635.07
	Website-7/26	173.88					173.88
	Website-7/26	327.80					327.80
	ACH pmts	67,896.85					67,896.85
07/26/2011	Deposit	42,960.82					42,960.82
	Credit Card-7/25	120.67					120.67
	Credit Card-7/26	1,648.27					1,648.27
	Electronic	20,907.92					20,907.92
	Website-7/26	1,765.33					1,765.33
	Website-7/27	148.66					148.66
	Website-7/27	224.08					224.08
07/27/2011	Deposit	46,426.87					46,426.87
	Credit Card-7/26	630.32					630.32
	Credit Card-7/27	3,243.40					3,243.40
	Electronic	8,988.45					8,988.45
	Website-7/27	1,176.42					1,176.42
	Website-7/28	89.44					89.44
	Website-7/28	276.74					276.74
7/29/11-PR	Federal Taxes		(35,811.79)				(35,811.79)
7/29/11-PR	State Taxes		(6,826.05)				(6,826.05)
7/29/11-PR	PR Direct Deposit		(98,880.94)				(98,880.94)
7/29/11-PR	ING 457		(4,830.22)				(4,830.22)
	Cks. #12875-12926		(398,470.29)				(398,470.29)
	TRF#1010 - AP & PR	(544,819.29)	544,819.29				0.00
07/28/2011	Deposit	19,694.02					19,694.02
	Credit Card-7/27	733.72					733.72
	Credit Card-7/28	611.05					611.05
	Electronic	8,729.91					8,729.91
	Website-7/28	1,279.83					1,279.83
	Website-7/29	281.34					281.34
07/29/2011	Deposit	55,941.97					55,941.97
	Credit Card-7/28	81.40					81.40
	Credit Card-7/29	1,226.22					1,226.22
	Electronic	12,356.22					12,356.22
	Website-7/29	2,328.50					2,328.50
	Website-7/30	1,660.09					1,660.09
	Website-7/31	1,705.34					1,705.34
	Website-8/1	523.39					523.39
7/29	ARRA Draw #13		102,328.00				102,328.00
	TRF#1011-ARRA Draw #13	102,328.00	(102,328.00)				0.00
	July 11 NSF's	(1,884.21)					(1,884.21)
7/21	Cusip #9127953A7 maturity				(1,699,507.46)		(1,699,507.46)
7/21	Cusip #912795Y62 purchase				1,699,699.19		1,699,699.19
7/31	retained in MM				1,889.74		1,889.74
TOTALS		1,740,120.36	30,000.00	56,105.34	9,376,114.97	32,944.00	11,235,284.67

Investment Summary - July 2011

U.S. TREASURIES						
Quantity	Description	Cusip	Maturity Date	Yield	Cost of Purchase	Market Value
2,001,000	US Treasury Bill	9127953E9	August 18, 2011	0.070%	2,000,431.94	2,000,959.98
1,713,000	US Treasury Bill	9127952F7	September 22, 2011	0.050%	1,712,645.49	1,712,897.22
3,962,000	US Treasury Bill	9127953X7	December 8, 2011	0.030%	3,961,448.61	3,960,692.54
1,700,000	US Treasury Bill	912795Y62	January 19, 2012	0.030%	1,699,699.19	1,699,699.19
9,376,000			Total Values		9,374,225.23	9,374,248.93

Money Market Account Activity-Beginning Balance	1,588.93
7/31/11 - Dividend/Interest	0.00
7/21/11 - Cusip # 9127953A7 Interest	492.54
Income	492.54
Intra-Bank Transfers to/from Investment Checking	0.00
Fund Transfers	0.00
7/21/11 - Cusip # 9127953A7 Maturity	1,699,507.46
Redemptions	1,699,507.46
7/21/11 - Cusip # 912795Y62 Purchase	(1,699,699.19)
Purchases	(1,699,699.19)
Ending Balance - Money Market	1,889.74
US Treasury Securities Investment Principal	9,374,225.23
Total Assets	9,376,114.97

Investment Summary - July 2011

LOCAL AGENCY INVESTMENT FUND

PERIOD	TOTAL WITHDRAWAL AMOUNT	TOTAL DEPOSIT AMOUNT	ACCRUED INTEREST (QUARTERLY)	ENDING BALANCE
July 31, 2011	\$0.00	\$0.00	\$39.05	\$32,904.95
August 31, 2011	\$0.00	\$0.00	\$0.00	\$32,904.95
September 30, 2011	\$0.00	\$0.00	\$0.00	\$32,904.95
October 31, 2011	\$0.00	\$0.00	\$0.00	\$32,904.95
November 30, 2011	\$0.00	\$0.00	\$0.00	\$32,904.95
December 31, 2011	\$0.00	\$0.00	\$0.00	\$32,904.95
January 31, 2012	\$0.00	\$0.00	\$0.00	\$32,904.95
February 29, 2012	\$0.00	\$0.00	\$0.00	\$32,904.95
March 31, 2012	\$0.00	\$0.00	\$0.00	\$32,904.95
April 30, 2012	\$0.00	\$0.00	\$0.00	\$32,904.95
May 31, 2012	\$0.00	\$0.00	\$0.00	\$32,904.95
June 30, 2012	\$0.00	\$0.00	\$0.00	\$32,904.95

L.A.I.F. INCOME SUMMARY

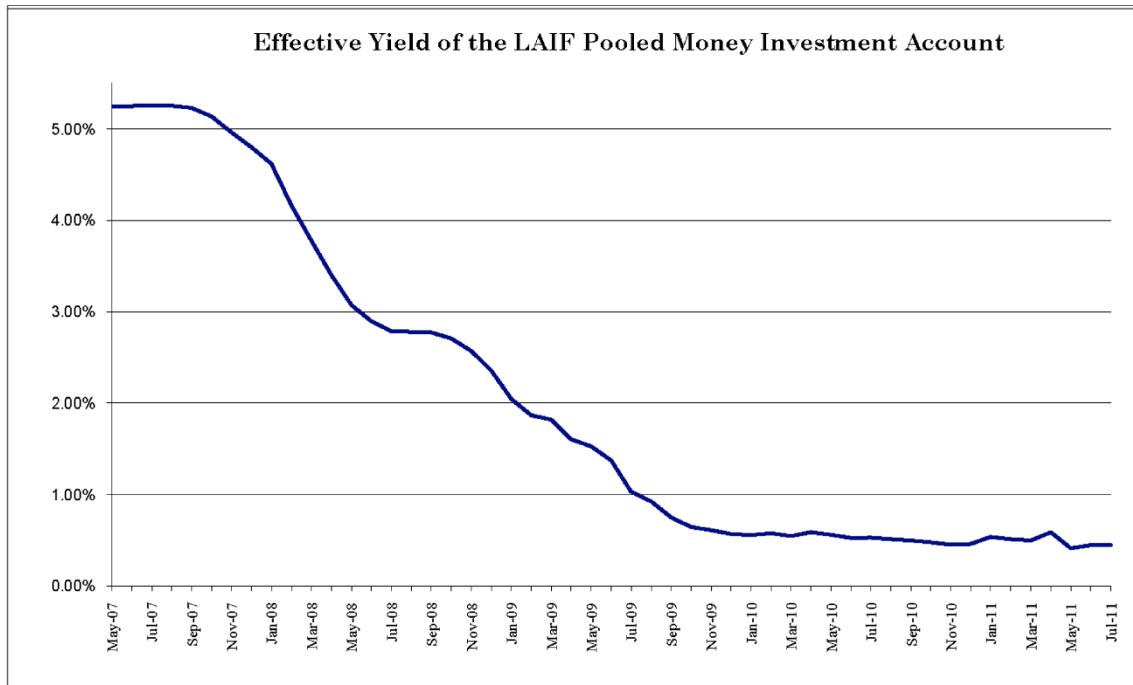
INCOME RECEIVED

CURRENT QUARTER

\$39.05

FY YEAR-TO-DATE

\$39.05



Daily Deposit Allocation - July 2011

DATE	Description	Qty	DEPOSIT CHECKING DEPOSITS	AR Mail & Counter	AR Payment Centers	AR Credit Card	AR Electronic Rapid Pay	AR Web Site	AR ACH Auto Pay	AR TOTAL	AR Water Customer Deposits	Water Allocation	Sewer Allocation	Recycled Allocation	RECAP TOTAL
07/01/2011	Mail & Counter	316	79,985.81	79,985.81						79,985.81					79,985.81
	Credit Cards	18	1,911.68			1,911.68				1,911.68					1,911.68
	Electronic	162	15,984.58				15,984.58			15,984.58					15,984.58
	Website	63	5,940.96					5,930.71		5,930.71	110.25				5,940.96
07/05/2011	Mail & Counter	793	100,838.16	100,838.16						100,838.16					100,838.16
	Credit Cards	37	3,815.90			3,815.90				3,815.90					3,815.90
	Electronic	261	22,958.42				22,958.42			22,958.42					22,958.42
	Website - 21 fees	23	2,110.77					2,074.02		2,074.02	36.75				2,110.77
	ACH payment	344	33,151.28						33,151.28	33,151.28					33,151.28
07/06/2011	Mail & Counter	666	74,418.55	74,418.55						74,418.55					74,418.55
	Credit Cards	25	3,080.18			3,080.18				3,080.18					3,080.18
	Electronic	440	35,716.57				35,716.57			35,716.57					35,716.57
	Website-18 fees	20	2,230.52					2,199.02		2,199.02	31.50				2,230.52
	Disputed CC		(135.22)			(135.22)				(135.22)					(135.22)
07/07/2011	Mail & Counter	417	39,413.50	39,413.50						39,413.50					39,413.50
	Credit Cards	24	3,267.21			3,267.21				3,267.21					3,267.21
	Electronic	174	15,291.86				15,291.86			15,291.86					15,291.86
	Website	16	2,481.02					2,453.02		2,453.02	28.00				2,481.02
07/08/2011	Mail & Counter	350	40,481.67	40,481.67						40,481.67					40,481.67
	Dep-M/C		1,795.54							0.00		1,425.32		370.22	1,795.54
	Credit Cards	25	2,288.89			2,288.89				2,288.89					2,288.89
	Electronic	178	14,384.61				14,384.61			14,384.61					14,384.61
	Website-30 fees	31	3,327.03					3,274.53		3,274.53	52.50				3,327.03
07/11/2011	Mail & Counter	672	119,169.66	119,169.66						119,169.66					119,169.66
	Credit Cards	23	2,123.86			2,123.86				2,123.86					2,123.86
	Electronic	165	14,496.77				14,496.77			14,496.77					14,496.77
	Website	17	8,439.69					8,409.94		8,409.94	29.75				8,439.69
	ACH payment	456	57,944.38						57,944.38	57,944.38					57,944.38
07/12/2011	Mail & Counter	468	101,399.85	101,399.85						101,399.85					101,399.85
	Credit Cards	18	2,639.49			2,639.49				2,639.49					2,639.49
	Electronic	284	27,045.40				27,045.40			27,045.40					27,045.40
	Website	9	767.47					751.72		751.72	15.75				767.47
07/13/2011	Mail & Counter	350	45,344.59	45,344.59						45,344.59					45,344.59
	Credit Cards	34	4,619.78			4,619.78				4,619.78					4,619.78
	Electronic	151	15,165.44				15,165.44			15,165.44					15,165.44
	Website	13	2,091.51					2,068.76		2,068.76	22.75				2,091.51
07/14/2011	Mail & Counter	289	43,069.50	43,069.50						43,069.50					43,069.50
	Credit Cards	11	1,533.02			1,533.02				1,533.02					1,533.02
	Electronic	126	12,989.98				12,989.98			12,989.98					12,989.98
	Website - 22 fees	26	2,968.18					2,929.68		2,929.68	38.50				2,968.18
fee adj?	Website - 1 fee	2	163.15					161.40		161.40	1.75				163.15
07/15/2011	Mail & Counter	217	47,300.26	47,300.26						47,300.26					47,300.26
	Dep-FEMA		2,894.00							0.00		2,894.00			2,894.00
	Credit Cards	8	674.58			674.58				674.58					674.58
	Electronic	187	17,313.92				17,313.92			17,313.92					17,313.92
	Website	28	2,992.62					2,943.62		2,943.62	49.00				2,992.62
	ACH payment	453	48,920.81						48,920.81	48,920.81					48,920.81
07/18/2011	Mail & Counter	564	65,693.17	65,693.17						65,693.17					65,693.17
	Pmt Corr	1	30.00							30.00					30.00
	CC Fraud-dep		135.22							135.22					135.22
	Credit Cards	29	3,135.55			3,135.55				3,135.55					3,135.55
	Electronic	223	21,813.96				21,813.96			21,813.96					21,813.96
	Website	18	2,186.17					2,154.67		2,154.67	31.50				2,186.17

Daily Deposit Allocation - July 2011

DATE	Description	Qty	DEPOSIT CHECKING DEPOSITS	Mail & Counter	AR Payment Centers	AR Credit Card	AR Electronic Rapid Pay	AR Web Site	AR ACH Auto Pay	AR TOTAL	AR Water Customer Deposits	Water Allocation	Sewer Allocation	Recycled Allocation	RECAP TOTAL
07/19/2011	Mail & Counter	432	47,028.07	45,528.07						45,528.07	1,500.00	22,744.23			47,028.07
	Dep-W/C		22,744.23							0.00		22,744.23			22,744.23
	Credit Cards	25	2,916.95			2,916.95				2,916.95					2,916.95
	Electronic	226	19,609.15				19,609.15			19,609.15					19,609.15
07/20/2011	Website-18 fees	20	2,200.79					2,169.29		2,169.29	31.50				2,200.79
	Mail & Counter	327	44,111.70	44,111.70						44,111.70					44,111.70
	Credit Cards	40	4,856.72			4,856.72				4,856.72					4,856.72
	Electronic	146	13,651.34				13,651.34			13,651.34					13,651.34
	Website	14	1,190.85					1,166.35		1,166.35	24.50				1,190.85
	ACH payment	441	20,049.93						20,049.93	20,049.93					20,049.93
07/21/2011	Mail & Counter	216	38,201.64	38,201.64						38,201.64					38,201.64
	Credit Cards	12	1,573.50			1,573.50				1,573.50					1,573.50
	Electronic	99	8,642.80				8,642.80			8,642.80					8,642.80
	Website	16	1,435.45					1,407.45		1,407.45	28.00				1,435.45
07/22/2011	Mail & Counter	282	40,975.37	40,975.37						40,975.37					40,975.37
	Credit Cards	20	2,143.38			2,143.38				2,143.38					2,143.38
	Electronic	167	12,754.72				12,754.72			12,754.72					12,754.72
	Website	35	3,241.80					3,180.55		3,180.55	61.25				3,241.80
07/25/2011	Mail & Counter	506	97,449.99	97,449.99						97,449.99					97,449.99
	Credit Cards	23	2,844.25			2,844.25				2,844.25					2,844.25
	Electronic	191	17,846.81				17,846.81			17,846.81					17,846.81
	Website	21	2,136.75					2,100.00		2,100.00	36.75				2,136.75
	ACH payment	496	67,896.85					67,896.85		67,896.85					67,896.85
07/26/2011	Mail & Counter	378	42,960.82	42,960.82						42,960.82					42,960.82
	Credit Cards	16	1,768.94			1,768.94				1,768.94					1,768.94
	Electronic	223	20,907.92				20,907.92			20,907.92					20,907.92
	Website	20	2,138.07					2,103.07		2,103.07	35.00				2,138.07
07/27/2011	Mail & Counter	333	46,426.87	46,426.87						46,426.87					46,426.87
	Credit Cards	25	3,873.72			3,873.72				3,873.72					3,873.72
	Electronic	100	8,988.45				8,988.45			8,988.45					8,988.45
	Website	12	1,542.60					1,521.60		1,521.60	21.00				1,542.60
07/28/2011	Mail & Counter	169	19,694.02	19,694.02						19,694.02					19,694.02
	Credit Cards	13	1,344.77			1,344.77				1,344.77					1,344.77
	Electronic	96	8,729.91				8,729.91			8,729.91					8,729.91
	Website	15	1,561.17					1,534.92		1,534.92	26.25				1,561.17
07/29/2011	Mail & Counter	218	55,941.97	55,941.97						55,941.97					55,941.97
	Credit Cards	12	1,307.62			1,307.62				1,307.62					1,307.62
	Electronic	131	12,356.22				12,356.22			12,356.22					12,356.22
	Website	53	6,217.32					6,124.57		6,124.57	92.75				6,217.32
ARRA #13	Utility Pmt Cntr-493			(44,029.32)	44,029.32					0.00					0.00
Jul-11	July '11 NSF's		(1,884.21)	(1,884.21)						0.00					0.00
TOTALS			14,894	1,889,180.69	1,142,656.86	44,029.32	51,584.77	336,648.83	227,963.25	1,859,441.92	2,305.00	27,063.55	0.00	370.22	1,889,180.69
TOTAL # AR PAYMENTS			7,600	409	3,730	472	2,190	14,894	100%						
PERCENT OF TOTAL RECEIVED			51.03%	3.31%	2.75%	25.04%	3.17%	14.70%	100%						

FY 2012 - Water Revenue

ACCOUNT#	DESCRIPTION	BUDGET	July '11	Aug '11	Sept '11	Year to Date	Percentage YTD
02-40010	Sales - Water	6,000,000	668,451			668,451	11.14%
02-40011	Sales - Construction Water	31,000	4,438			4,438	14.32%
02-40012	Sales - Imported Water (SGPWA)	200,000	21,022			21,022	10.51%
02-40013	Sales - Imported Water (MUNI)	800,000	90,674			90,674	11.33%
02-40014	Sales Disc.-Multi Units Usage Chrg.	(130,000)	(12,306)			(12,306)	9.47%
02-40015	Water Wholesale Revenue	60,000	3,677			3,677	6.13%
02-40016	Service Establishment Fee	100	0			0	0.00%
02-41000	Service Demand Charges	2,300,000	178,998			178,998	7.78%
02-41001	Fire Service Standby Fees	15,000	1,403			1,403	9.35%
02-41003	Construction Service Charge	10,000	807			807	8.07%
02-41005	Sales Disc-Multi Units Service Chrg.	(92,000)	(8,290)			(8,290)	9.01%
02-41010	Unauthorized Use of Water Charge	1,500	750			750	50.00%
02-41110	Meter/Lateral installation	2,500	0			0	0.00%
02-41112	Fire Flow Measurements & Reports	1,900	225			225	11.84%
02-41113	Disconnect/Reconnect Fees	100,000	10,195			10,195	10.20%
02-41121	Delinquent Payment Charges	125,000	12,245			12,245	9.80%
02-41124	Bad Debt	0	0			0	
02-42123	Management & Accounting Fees	733,170	61,092			61,092	8.33%
02-43010	Interest Earned	10,000	69			69	0.69%
02-43110	Property Tax - Unsecured	100,000	0			0	0.00%
02-43120	Property Tax - Secured	2,050,000	0			0	0.00%
02-43130	Tax Collection - Prior	60,000	0			0	0.00%
02-43140	Other Taxes	90,000	0			0	0.00%
02-49150	Revenue - Misc. Non-Operating	35,000	2,056			2,056	5.88%
	WATER OPERATING REVENUE	12,503,170	1,035,506	0	0	1,035,506	8.28%
02-82002	Grants (FEMA)	0	0			0	
02-89901	Facility Capacity Charges	0	0			0	
02-89902	Sustainability	0	0			0	
	TOTAL WATER REVENUE	12,503,170	1,035,506	0	0	1,035,506	

FY 2012 - Sewer Revenue

ACCOUNT#	DESCRIPTION	BUDGET	July '11	Aug '11	Sept '11	Year to Date	Percentage YTD
03-40016	Sales - Establish Service Fee	100	0			0	0.00%
03-41000	Sales - Sewer Charges	10,425,000	847,365			847,365	8.13%
03-41005	Sales Disc-Multi Units Service Chrg.	(200,000)	(16,637)			(16,637)	8.32%
03-41110	Meter/Lateral Installation	1,000	0			0	0.00%
03-41121	Penalty Late Charges	130,000	11,154			11,154	8.58%
03-41124	Bad Debt	0	0			0	
03-41131	Front Footage Fees	0	0			0	
03-42122	Revenue - other operating	1,000	0			0	0.00%
03-43010	Interest Earned	10,000	0			0	0.00%
03-43110	Property Tax - Unsecured	50,000	0			0	0.00%
03-43120	Property Tax - Secured	450,000	0			0	0.00%
03-43130	Tax Collection - Prior	15,000	0			0	0.00%
03-43140	Other Taxes	1,500	0			0	0.00%
03-49150	Misc. Non-Oper Revenue	25,000	0			0	0.00%
	SEWER OPERATING REVENUE	10,908,600	841,882	0	0	841,882	7.72%
03-82003	Grants - ARRA	0	102,328			102,328	
03-82004	Grants - Prop 50	0	0			0	
03-89901	Facility Capacity Charges	0	0			0	
8990540016	Contrib Capital-Infrastructure	0	0			0	
	TOTAL SEWER REVENUE	10,908,600	944,210	0	0	944,210	

FY 2012 - Recycled Revenue

ACCOUNT#	Description	BUDGET	July '11	Aug '11	Sept '11	April '12	May '12	June '12	Qtr 4 Totals	Year to Date	Percentage YTD
04-40010	Sales - Recycled Water	220,000	44,660						0	44,660	20.30%
04-40011	Sales - Construction Water	2,500	46						0	46	1.84%
04-41000	Sales - Service Demand Chrg.	27,500	1,905						0	1,905	6.93%
04-41003	Const. Water Minimum Chrg.	4,000	214						0	214	5.35%
04-41121	Penalty - Late Charge	500	22						0	22	4.43%
04-43010	Interest Earned	50	0						0	0	0.00%
04-43110	Property Tax - Unsecured	500	0						0	0	0.00%
04-43120	Property Tax - Secured	10,000	0						0	0	0.00%
04-43130	Property Tax - Prior	100	0						0	0	0.00%
04-43140	Property Tax - Other	100	0						0	0	0.00%
04-49150	Misc. Non-Operating Revenue	0	0						0	0	0.00%
	RECYCLED OPERATING REVENUE	265,250	46,847	0	0	0	0	0	0	46,847	17.66%
04-82001	Grants-EPA #XP989384-01	0	0	0	0	0	0	0	0	0	
04-89901	Facility Capacity Charges	0	0	0	0	0	0	0	0	0	
	TOTAL RECYCLED REVENUE	265,250	46,847	0	0	0	0	0	0	46,847	

FY 2012 - Water Expenses

ACCOUNT#	DESCRIPTION	BUDGET	July '11	Aug '11	Sept '11	Year to Date	Percentage YTD
02-5-01-50010	Labor-Water Resources	635,700	43,996			43,996	6.92%
02-5-01-50011	Labor Credit	0	0			0	
02-5-01-50013	Benefits-Fica	48,630	3,629			3,629	7.46%
02-5-01-50014	Benefits-Life Insurance	3,420	256			256	7.48%
02-5-01-50016	Benefits-Health\Defrd Comp	90,175	7,981			7,981	8.85%
02-5-01-50017	Benefits-Disability Insurance	7,650	804			804	10.50%
02-5-01-50019	Benefits-Workers Compensation	33,700	3,500			3,500	10.39%
02-5-01-50021	Benefits-PERS	44,500	2,522			2,522	5.67%
02-5-01-50022	Benefits-PERS-Employer	85,885	4,910			4,910	5.72%
02-5-01-50023	Benefits-Uniforms	2,850	137			137	4.81%
02-5-01-50024	Benefits-Vacation & Sick Pay	20,000	616			616	3.08%
02-5-01-50025	Benefits-Boot Allowance	1,425	300			300	21.05%
02-5-01-51003	R&M - Structures	200,000	598			598	0.30%
02-5-01-51011	R&M - CLA Valves	15,000	0			0	0.00%
02-5-01-51140	General Supplies & Expenses	2,000	0			0	0.00%
02-5-01-51210	Utilities - Power Purchases	1,500,000	50,795			50,795	3.39%
02-5-01-51211	Utilities - Electricity & Fuel	4,000	0			0	0.00%
02-5-01-51316	Imported Water Purchases	1,000,000	78,000			78,000	7.80%
02-5-01-54019	Licenses & Permits	25,000	0			0	0.00%
02-5-01-54110	Laboratory Services	90,000	0			0	0.00%
02-5-01-57040	YVRWFF Operating Expense	550,000	16,835			16,835	3.06%
	WATER RESOURCE TOTALS	4,359,935	214,878	0	0	214,878	4.93%
02-5-03-50010	Labor-Public Works	945,340	56,697			56,697	6.00%
02-5-03-50011	Labor Credit	0	0			0	
02-5-03-50013	Benefits-Fica	72,320	4,617			4,617	6.38%
02-5-03-50014	Benefits-Life Insurance	6,160	424			424	6.88%
02-5-03-50016	Benefits-Health\Defrd Comp	162,315	13,305			13,305	8.20%
02-5-03-50017	Benefits-Disability Insurance	11,345	1,603			1,603	14.13%
02-5-03-50019	Benefits-Workers Compensation	50,100	4,062			4,062	8.11%
02-5-03-50021	Benefits-PERS	66,175	3,493			3,493	5.28%
02-5-03-50022	Benefits-PERS Employer	127,715	6,808			6,808	5.33%
02-5-03-50023	Benefits-Uniforms	20,000	282			282	1.41%
02-5-03-50024	Benefits-Vacation & Sick Pay	5,130	0			0	0.00%
02-5-03-50025	Benefits-Boot Allowance	2,565	0			0	0.00%
02-5-03-51001	R & M - Vehicles & Equipment	170,000	5,962			5,962	3.51%
02-5-03-51011	R&M - Valves	10,000	0			0	0.00%
02-5-03-51020	R&M - Pipelines	275,000	8,620			8,620	3.13%
02-5-03-51021	R&M - Service Lines	125,000	4,884			4,884	3.91%
02-5-03-51022	R&M - Fire Hydrants	25,000	91			91	0.36%
02-5-03-51030	R&M - Water Meters	70,000	1,802			1,802	2.57%
02-5-03-51092	Equipment Credits	0	0			0	
02-5-03-51140	General Supplies & Expenses	3,000	0			0	0.00%
	PUBLIC WORKS TOTALS	2,147,165	112,649	0	0	112,649	5.25%

FY 2012 - Water Expenses

ACCOUNT#	DESCRIPTION	BUDGET	July '11	Aug '11	Sept '11	Year to Date	Percentage YTD
02-5-06-50010	Labor-Administration	745,830	41,091			41,091	5.51%
02-5-06-50011	Labor Credit	0	0			0	
02-5-06-50012	Director Fees	15,000	0			0	0.00%
02-5-06-50013	Benefits-Fica	57,050	3,153			3,153	5.53%
02-5-06-50014	Benefits-Life Insurance	3,640	291			291	8.00%
02-5-06-50016	Benefits-Health\Defrd Comp	95,870	9,599			9,599	10.01%
02-5-06-50017	Benefits-Disability Insurance	8,950	127			127	1.42%
02-5-06-50019	Benefits-Workers Compensation	39,530	1,800			1,800	4.55%
02-5-06-50021	Benefits-PERS	52,200	2,781			2,781	5.33%
02-5-06-50022	Benefits PERS Employer	138,550	5,420			5,420	3.91%
02-5-06-50023	Uniforms	3,030	88			88	2.91%
02-5-06-50024	Benefits-Vacation & Sick Pay	15,000	861			861	5.74%
02-5-06-50025	Benefits-Boots	1,515	0			0	0.00%
02-5-06-51003	R&M - Structures	20,000	0			0	0.00%
02-5-06-51091	Expense Credits (overhead)	0	0			0	
02-5-06-51120	Safety Equipment/Supplies	25,000	746			746	2.99%
02-5-06-51125	Petroleum Products	110,000	5,282			5,282	4.80%
02-5-06-51130	Office Supplies & Expenses	40,000	4,029			4,029	10.07%
02-5-06-51140	General Supplies & Expenses	30,000	0			0	0.00%
02-5-06-51211	Utilities - Electricity	26,000	102			102	0.39%
02-5-06-51213	Utilities - Natural Gas	5,000	0			0	0.00%
02-5-06-54002	Dues & Subscriptions	10,000	0			0	0.00%
02-5-06-54005	Computer Expenses	75,000	2,970			2,970	3.96%
02-5-06-54010	Postage	6,500	170			170	2.61%
02-5-06-54011	Printing & Publications	20,000	0			0	0.00%
02-5-06-54012	Education & Training	30,000	0			0	0.00%
02-5-06-54013	Utility Billing Expenses	135,000	2,347			2,347	1.74%
02-5-06-54014	Public Relations	25,000	0			0	0.00%
02-5-06-54015	Rents & Leases	3,500	402			402	11.49%
02-5-06-54016	Travel Related Expenses	7,500	15			15	0.20%
02-5-06-54017	Certifications & Renewals	6,000	105			105	1.75%
02-5-06-54020	Meeting Related Expenses	4,000	7			7	0.18%
02-5-06-54024	Utilities - Waste Disposal	2,500	0			0	0.00%
02-5-06-54025	Utilities - Telephone	35,000	552			552	1.58%
02-5-06-54104	Contractual Services	70,000	5,784			5,784	8.26%
02-5-06-54107	Legal	45,000	0			0	0.00%
02-5-06-54108	Audit & Accounting	16,000	0			0	0.00%
02-5-06-54109	Professional Fees	100,000	3,000			3,000	3.00%
02-5-06-55500	Depreciation Reserves	375,095	31,257			31,257	8.33%
02-5-06-56001	Infrastructure Replacement	397,935	33,164			33,164	8.33%
02-5-06-56001	Insurance	120,000	9,321			9,321	7.77%
02-5-06-57030	Regulatory Compliance	95,000	0			0	0.00%
02-5-06-57096	Beaumont Basin Watermaster	10,000	0			0	0.00%
02-5-06-57100	County Tax Collector Fees	7,500	0			0	0.00%
02-5-06-57199	Suspense	0	0			0	
ADMINISTRATION TOTALS		3,028,695	164,465	0	0	164,465	5.43%

FY 2012 - Water Expenses

ACCOUNT#	DESCRIPTION	BUDGET	July '11	Aug '11	Sept '11	Year to Date	Percentage YTD
02-5-40-57001	Asset Acq. - Water Resources	0	0	0	0	0	
02-5-40-57003	Asset Acq. - Public works	0	0	0	0	0	
02-5-40-57006	Asset Acq. - Administration	35,000	0	0	0	0	0.00%
02-5-40-57201	Debt Srv-Series 2004A Princ.(25009)	920,000	0	0	0	0	0.00%
02-5-40-57402	Interest-Long-Term Debt Bonds	2,012,375	0	0	0	0	0.00%
	40 - Debt & Capital Outlay	2,967,375	0	0	0	0	0.00%
	TOTAL WATER EXPENSES	12,503,170	491,992	0	0	491,992	3.93%

FY 2012 - Sewer Expenses

ACCOUNT#	DESCRIPTION	BUDGET	July '11	Aug '11	Sept '11	Year to Date	Percentage YTD
03-5-02-50010	Labor-WW Treatment	899,200	52,605			52,605	5.85%
03-5-02-50013	Benefits-Fica	68,800	4,352			4,352	6.33%
03-5-02-50014	Benefits-Life Insurance	4,500	341			341	7.57%
03-5-02-50016	Benefits-Health\Defrd Comp	118,650	10,288			10,288	8.67%
03-5-02-50017	Benefits-Disability Insurance	10,800	999			999	9.25%
03-5-02-50019	Benefits-Workers Compensation	47,700	3,500			3,500	7.34%
03-5-02-50021	Benefits-PERS	62,950	3,538			3,538	5.62%
03-5-02-50022	Benefits-PERS Employer	121,500	6,895			6,895	5.67%
03-5-02-50023	Benefits-Uniforms	3,750	234			234	6.24%
03-5-02-50024	Benefits-Vacation & Sick Pay	15,000	576			576	3.84%
03-5-02-50025	Benefits-Boot Allowance	1,875	150			150	8.00%
03-5-02-51003	R&M - Structures	200,000	1,531			1,531	0.77%
03-5-02-51010	R&M - Automation Control	85,000	0			0	0.00%
03-5-02-51106	Chemicals	600,000	3,944			3,944	0.66%
03-5-02-51111	Propane	2,500	0			0	0.00%
03-5-02-51115	Laboratory Supplies	30,000	443			443	1.48%
03-5-02-51140	General Supplies & Expenses	1,000	0			0	0.00%
03-5-02-51210	Utilities - Power Purchases	690,000	38,790			38,790	5.62%
03-5-02-54110	Laboratory Services	120,000	1,956			1,956	1.63%
03-5-02-57031	Sludge Disposal	300,000	0			0	0.00%
03-5-02-57033	Brine Disposal	30,000	0			0	0.00%
	TREATMENT TOTALS	3,413,225	130,141	0	0	130,141	3.81%

FY 2012 Sewer Expenses

ACCOUNT#	DESCRIPTION	BUDGET	July '11	Aug '11	Sept '11	Year to Date	Percentage YTD
03-5-06-50010	Labor-Administration	708,050	35,644			35,644	5.03%
03-5-06-50012	Directors Fees	15,000	0			0	0.00%
03-5-06-50013	Benefits-Fica	54,170	2,702			2,702	4.99%
03-5-06-50014	Benefits-Life Insurance	3,500	291			291	8.33%
03-5-06-50016	Benefits-HealthDefrd Comp	92,075	9,229			9,229	10.02%
03-5-06-50017	Benefits-Disability Insurance	8,500	604			604	7.11%
03-5-06-50019	Benefits-Workers Compensation	37,530	3,200			3,200	8.53%
03-5-06-50021	Benefits-PERS	49,570	2,564			2,564	5.17%
03-5-06-50022	Benefits PERS Employer	95,660	4,996			4,996	5.22%
03-5-06-50023	Benefits-Uniforms	2,910	61			61	2.08%
03-5-06-50024	Benefits-Vacation & Sick Pay	10,000	861			861	8.61%
03-5-06-50025	Benefits-Boot Allowance	1,455	0			0	0.00%
03-5-06-51120	Safety Equipment/Supplies	7,500	0			0	0.00%
03-5-06-51125	Petroleum Products	17,500	1,000			1,000	5.71%
03-5-06-51130	Office Supplies	5,000	0			0	0.00%
03-5-06-51140	General Supplies & Expenses	7,500	0			0	0.00%
03-5-06-54002	Dues & Subscriptions	10,000	0			0	0.00%
03-5-06-54003	Management & Admin Services	733,170	61,092			61,092	8.33%
03-5-06-54005	Computer Expenses	70,000	2,925			2,925	4.18%
03-5-06-54011	Printing & Publications	7,500	0			0	0.00%
03-5-06-54012	Education & Training	20,000	0			0	0.00%
03-5-06-54014	Public Relations	8,000	0			0	0.00%
03-5-06-54016	Travel Related Expenses	8,500	0			0	0.00%
03-5-06-54017	Certifications & Renewals	5,500	0			0	0.00%
03-5-06-54019	Licenses & Permits	42,500	0			0	0.00%
03-5-06-54020	Meeting Related Expenses	2,500	0			0	0.00%
03-5-06-54024	Utilities - Waste Disposal	12,500	0			0	0.00%
03-5-06-54025	Utilities - Telephone	16,500	940			940	5.70%
03-5-06-54030	Drinking Water	1,000	56			56	5.60%
03-5-06-54104	Contractual Services	30,000	943			943	3.14%
03-5-06-54107	Legal	45,000	0			0	0.00%
03-5-06-54108	Audit & Accounting	16,000	0			0	0.00%
03-5-06-54109	Professional Fees	300,000	2,500			2,500	0.83%
03-5-06-55500	Depreciation Reserves	327,260	27,268			27,268	8.33%
03-5-06-56001	Infrastructure Replacement	786,300	65,525			65,525	8.33%
03-5-06-57030	Insurance	115,000	9,321			9,321	8.11%
03-5-06-57100	Regulatory Compliance	50,000	21,447			21,447	42.89%
	County Tax Collection Fees	1,200	0			0	0.00%
	ADMINISTRATION TOTALS	3,724,350	253,168	0	0	253,168	6.80%

FY 2012 - Sewer Expenses

ACCOUNT#	DESCRIPTION	BUDGET	July '11	Aug '11	Sept '11	Year to Date	Percentage YTD
03-5-07-50010	Labor-Environmental Control	213,570	13,239			13,239	6.20%
03-5-07-50011	Labor Credit	0	0			0	
03-5-07-50013	Benefits-Fica	16,340	1,069			1,069	6.54%
03-5-07-50014	Benefits-Life Insurance	1,400	85			85	6.10%
03-5-07-50016	Benefits-HealthDefrd Comp	37,020	3,271			3,271	8.84%
03-5-07-50017	Benefits-Disability Insurance	2,565	234			234	9.13%
03-5-07-50019	Benefits-Workers Compensation	11,320	2,000			2,000	17.67%
03-5-07-50021	Benefits-PERS	14,950	744			744	4.97%
03-5-07-50022	Benefits-PERS Employer	28,855	1,449			1,449	5.02%
03-5-07-50023	Benefits-Uniforms	1,170	82			82	7.03%
03-5-07-50024	Benefits-Vacation & Sick Pay	6,000	0			0	0.00%
03-5-07-50025	Benefits-Boot Allowance	585	300			300	51.28%
03-5-07-51003	R&M - Structures	320,000	1,687			1,687	0.53%
03-5-07-51140	General Supplies & Expenses	1,000	0			0	0.00%
03-5-07-51241	Lift Station #1	70,000	1,605			1,605	2.29%
03-5-07-51242	Lift Station #2	12,000	292			292	2.44%
03-5-07-51243	Lift Station #3	7,500	90			90	1.20%
03-5-07-51244	Lift Station #4	20,000	368			368	1.84%
03-5-07-51245	Lift Station #5	5,000	0			0	0.00%
03-5-07-51248	Lift Station #8	3,000	0			0	0.00%
03-5-07-54109	Professional Fees	50,000	0			0	0.00%
03-5-07-54110	Laboratory Services	2,500	0			0	0.00%
	ENVIRONMENTAL CONTROL TOTAL	824,775	26,515	0	0	26,515	3.21%
03-5-40-57002	Asset Acq. - Treatment		0			0	
03-5-40-57006	Asset Acq. - Administration		0			0	
03-5-40-57007	Asset Acq. - Environmental Control		0			0	
03-5-40-57009	Plant Support (03-13105 Sari Line)	19,710	0			0	0.00%
03-5-40-57202	Debt Service - Principal	1,909,500	0			0	0.00%
03-5-40-57403	Debt Service - Interest	1,017,040	0			0	0.00%
	Debt & Capital Outlay	2,946,250	0	0	0	0	0.00%
	TOTAL SEWER EXPENSES	10,908,600	409,825	0	0	409,825	3.76%

FY 2012 - Recycled Expenses

ACCOUNT#	Description	BUDGET	July '11	Aug '11	Sept '11	Year to Date	Percentage YTD
04-5-06-50010	Labor-Recycled Water	86,900	0			0	0.00%
04-5-06-50012	Director Fees	2,500	0			0	0.00%
04-5-06-50013	Benefits-FICA	6,655	0			0	0.00%
04-5-06-50014	Benefits-Life Insurance	440	0			0	0.00%
04-5-06-50016	Benefits-Health & Def Comp	11,390	370			370	3.25%
04-5-06-50017	Benefits-Disability Insurance	1,085	0			0	0.00%
04-5-06-50019	Benefits-Workers Compensation	4,610	0			0	0.00%
04-5-06-50021	Benefits-PERS Employee	6,090	0			0	0.00%
04-5-06-50022	Benefits-PERS Employer	11,750	0			0	0.00%
04-5-06-50023	Benefits-Uniforms	360	0			0	0.00%
04-5-06-50024	Benefits-Vacation & Sick Pay	1,250	0			0	0.00%
04-5-06-50025	Benefits-Boots	150	0			0	0.00%
04-5-06-51003	R & M-Structures	10,000	0			0	0.00%
04-5-06-51020	R & M-Pipelines	5,000	0			0	0.00%
04-5-06-51021	R & M-Service Lines	5,000	0			0	0.00%
04-5-06-51022	R & M-Fire Hydrants	1,000	0			0	0.00%
04-5-06-51030	R & M-Meters	500	0			0	0.00%
04-5-06-51140	General Supplies & Expenses	250	0			0	0.00%
04-5-06-51316	Imported Water Purchases	0	0			0	0.00%
04-5-06-54002	Dues & Subscriptions	750	0			0	0.00%
04-5-06-54005	Computer Expense	1,000	0			0	0.00%
04-5-06-54011	Printing & Publications	250	0			0	0.00%
04-5-06-54012	Education & Training	2,500	0			0	0.00%
04-5-06-54014	Public Relations	5,000	0			0	0.00%
04-5-06-54016	Travel Related Expenses	1,500	0			0	0.00%
04-5-06-54017	Certifications & Renewals	250	0			0	0.00%
04-5-06-54019	Licenses & Permits	2,500	0			0	0.00%
04-5-06-54020	Meeting Related Expenses	500	0			0	0.00%
04-5-06-54025	Telephone	500	0			0	0.00%
04-5-06-54010	Contractual Services	1,750	0			0	0.00%
04-5-06-54107	Legal	2,000	0			0	0.00%
04-5-06-54109	Professional Fees	10,000	0			0	0.00%
04-5-06-54110	Laboratory Services	1,000	0			0	0.00%
04-5-06-55500	Depreciation	7,900	0			0	0.00%
	Infrastructure Replacement	52,920	4,410			4,410	8.33%
04-5-06-57030	Regulatory Compliance	20,000	0			0	0.00%
	TOTAL RECYCLED EXPENSES	265,250	4,780	0	0	4,780	1.80%