Yucaipa Valley Water District

Workshop Memorandum 12-077

Date: **April 10, 2012**

Subject: **Unaudited Financial Report for the Period Ending March 31, 2012**

The District staff has prepared the attached Unaudited Financial Report for the period ending on March 31, 2012. A graphical summary of the financial information is provided below and detailed information follows as part of the monthly unaudited financial report.

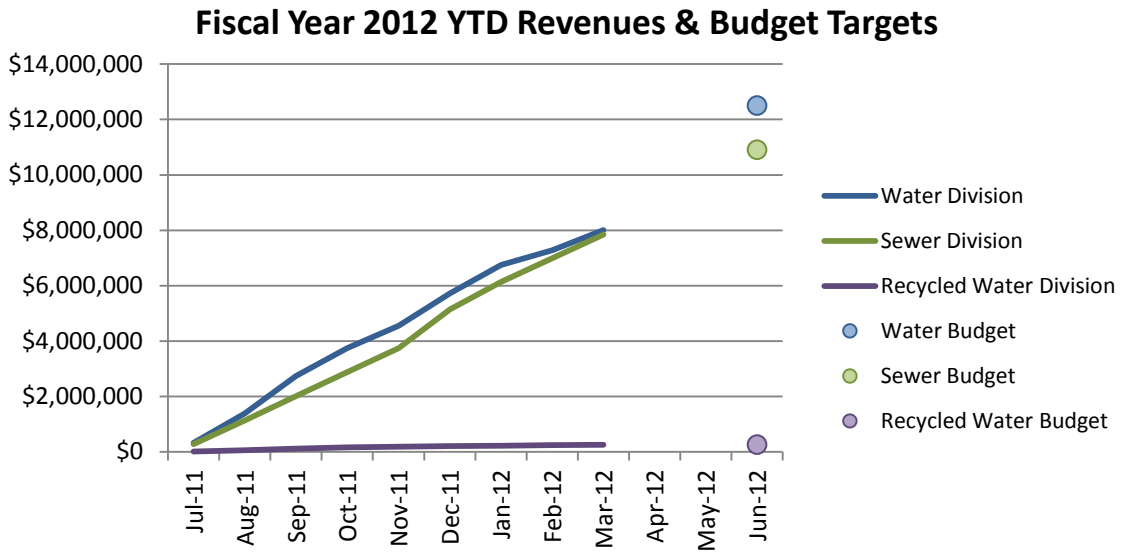

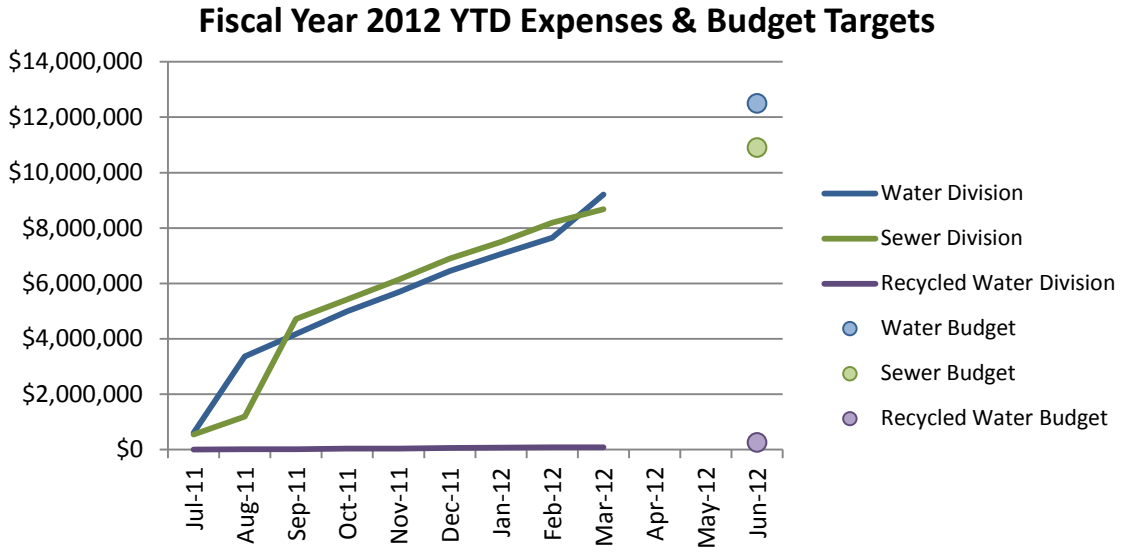

Water Division Monthly Expense Summary - FY 2012

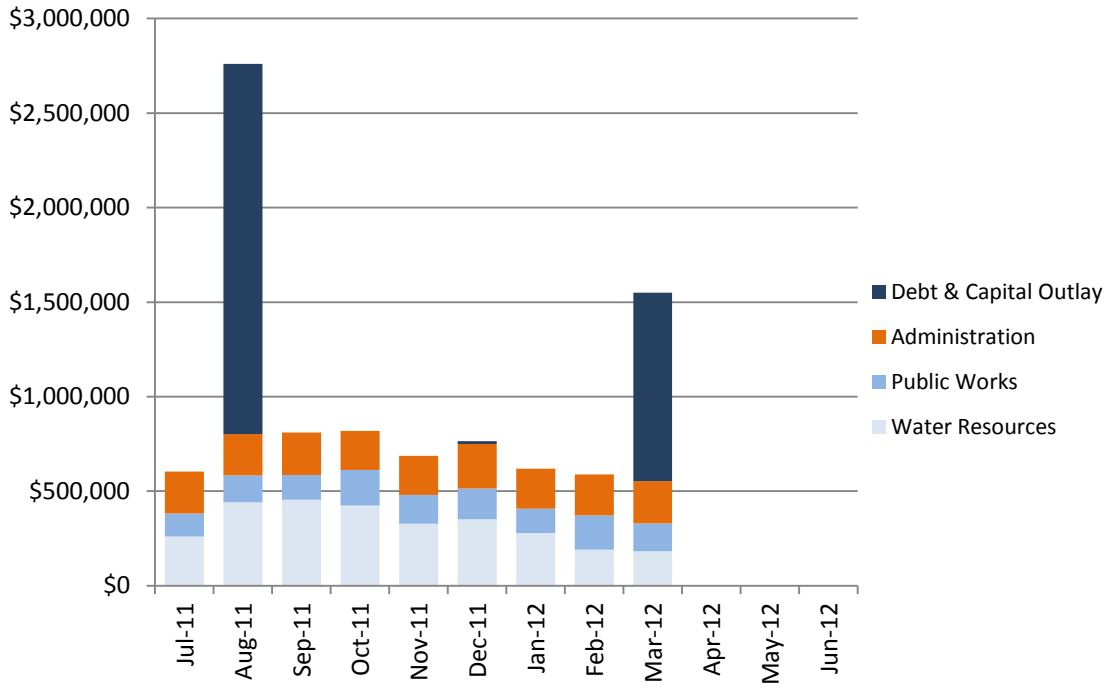

Sewer Division Monthly Expense Summary - FY 2012

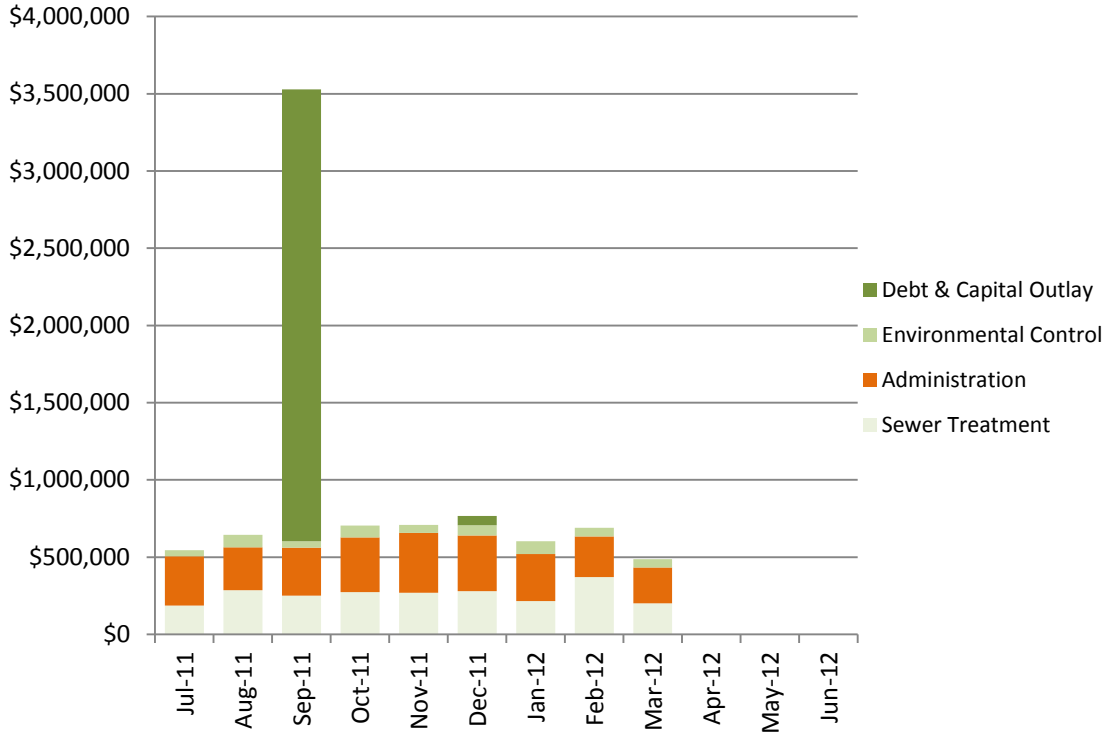

Yucaipa Valley Water District

Director Memorandum 12-0xx

Date: April 18, 2012

Prepared By: Vicky Elisalda, Controller
Peggy Little, Administrative Supervisor

Subject: Unaudited Financial Report for the Period Ending on March 31, 2012

Recommendation: That the Board receives and files the unaudited financial report as presented.

The following unaudited financial report has been prepared by the Administrative Department for your review. The report has been divided into six sections to clearly disseminate information pertaining to the financial status of the District. Please remember that the following financial information has not been audited.

Cash Fund Balance Report

The Cash Fund Balance Report provides a summary of how the total amount of funds maintained by financial institutions is distributed throughout the enterprise and non-enterprise funds of the District. A summary of the report is as follows:

Fund Source	Operating Funds	Restricted Funds	Total Funds
Water Division	($175,453.26)	$5,973,418.76	$5,797,965.50
Sewer Division	($4,157,370.80)	$6,770,460.14	$2,613,089.34
Recycled Water Division	($2,463,329.72)	$697,250.80	($1,766,078.92)
Total	**($6,796,153.78)**	**$13,441,129.70**	**$6,644,975.92**

Most of the funds reflected in the Cash Fund Balance Report are designated for specific purposes and are therefore restricted, either by law or by District policy.

Check Register

The check register lists each check processed during the month of March 2012. The District processed 210 checks during the month of March for a total sum of $1,880,240.59. All checks are reviewed by District staff for accuracy and completeness, and usually signed by the General Manager and one Director, but may be signed by two Directors.

The Controller will make any check, invoice or supporting documentation available for review to any board member upon request.

Financial Account Information

The District currently deposits all revenue received into the Deposit Checking account. The General Checking account is used as a sole processing account for all District checks and electronic payroll. The Investment Checking account is used for the purchase and redemption of US treasury notes and bills and for the transfer of LAIF funds. The US treasury notes and bills are booked at cost.

The LAIF investment account is a pooled money account administered by the State of California. Additional information on the LAIF account is provided below in the investment summary report.

Investment Summary

The investment summary report illustrates the District's investments in US treasury notes and bills in addition to the investments held by the Local Agency Investment Fund or LAIF. The yields for the treasury notes and bills are provided for each individual transaction. The historical annual yield for funds invested with LAIF is also provided.

Separate pooled money investment reports prepared by the State of California are maintained by the District and available for review.

Monthly Revenue Allocation

During the month of March 2012 the District received a sum total of $1,525,814.93 in revenues from the following categories:

- A total of $1,300,312.63 was received from 13,915 customers for utility bill payments. This is the total amount of utility bill payments received from water, sewer and recycled services.
- A total of $6,836.50 was received for construction meter deposits, customer deposits and internet fee payments.
- A total of $168,339.80 was received from miscellaneous water related activities (other than utility bill charges).
- A total of $50,326.00 was received from miscellaneous sewer related activities (other than utility bill charges).
- A total of $0.00 was received from miscellaneous recycled related activities (other than utility bill charges).
- The District received ARRA draw #20 in the amount of $280,815.00 on March 19th.
- The District received Prop 50 draw #10 in the amount of $491,404.15 on March 28th.

Fiscal Year 2012 Budget Status

The revenue and expense budget status for the 2012 Fiscal Year is provided for your review.

Summary of Revenue Budget
As of March 31, 2012 (71% of Budget Cycle)

Division	Budget Amount	Current Month	Year-To-Date	Percentage
Water	12,503,170	732,363	8,012,283	64.1
Sewer	10,908,600	853,741	7,844,261	71.9
Recycled Water	265,250	17,304	260,763	98.3
District Revenue	**23,677,020**	**1,603,408**	**16,117,307**	**68.1**

Summary of Water Budget
As of March 31, 2012 (71% of Budget Cycle)

Department	Budget Amount	Current Month	Year-To-Date	Percentage
Water Resources	4,359,935	182,549	2,913,165	66.8
Public works	2,147,165	147,727	1,354,413	63.1
Administration	3,028,695	222,269	1,965,304	64.9
Long Term Debt	2,932,375	997,563	2,932,375	100.0
Asset Acquisition	35,000	0	39,222	112.1
TOTAL	**12,503,170**	**1,550,108**	**9,204,479**	**73.6**

Summary of Sewer Budget
As of March 31, 2012 (71% of Budget Cycle)

Department	Budget Amount	Current Month	Year-To-Date	Percentage
Treatment	3,413,225	202,363	2,340,191	68.6
Administration	3,724,350	230,222	2,805,320	75.3
Environmental Control	824,775	55,283	553,371	67.1
Long Term Debt	2,946,250	0	2,923,669	99.2
Asset Acquisition	0	0	58,829	0.0
TOTAL	**10,908,600**	**487,868**	**8,681,380**	**79.6**

Summary of Recycled Water Budget
As of March 31, 2012 (71% of Budget Cycle)

Department	Budget Amount	Current Month	Year-To-Date	Percentage
Administration	265,250	5,442	84,882	32.0
TOTAL	**265,250**	**5,442**	**84,882**	**32.0**
District Expenses	**23,677,020**	**2,043,418**	**17,970,741**	**75.9**

Investment Policy Disclosure

The District is currently compliant with the portfolio of its Investment Policy and State Law.

The District is using Sandy Gage with Merrill Lynch Wealth Management (Bank of America Corporation) for Treasury investments. The District expects to meet its expenditure requirements for the next six months.

Questions or Comments

If you have any questions about a particular budget account, please do not hesitate to contact the Controller directly. If you need additional information, the members of the Administrative Department would be happy to provide you with any detailed information you may desire.

Cash Fund Balance Report - March 2012

Water Division	GL#		Balance
Project Fund - Encumbered	02-10215	$	720,977.22
ID 1 Construction Funds	02-10216	$	293,145.85
ID 2 Construction Funds	02-10217	$	80,409.31
Depreciation Reserves	02-10310	$	2,533,013.43
Infrastructure Reserves	02-10311	$	298,452.00
Sustainability Fund	02-10313	$	139,075.92
Rate Stabilization Fund	02-10314	$	493,209.14
Imported Water Fund - MUNI	02-10315	$	(687,853.00)
Imported Water Fund - SGPWA	02-10316	$	291,720.16
FCC - Debt Service YVRWFF Phase I	02-10401	$	44,306.51
FCC - Future YVRWFF Phase II & III	02-10403	$	121,600.98
FCC - Recycled System	02-10410	$	188,108.45
FCC - Booster Pumping Plants	02-10411	$	205,179.28
FCC - Pipeline Facilities	02-10412	$	462,712.06
FCC - Water Storage Reservoirs	02-10413	$	789,361.45
Operating Funds:		$	(175,453.26)
	Total Water Division	**$**	**5,797,965.50**

Sewer Division	GL#		Balance
Project Fund - Encumbered	03-10215	$	751,424.20
Depreciation Reserves	03-10310	$	2,962,774.31
Infrastructure Reserves	03-10311	$	589,725.00
Rate Stabilization Fund	03-10314	$	1,464,313.38
FCC - Debt Service WWTP Expansion & Upgrade	03-10405	$	69,064.21
FCC - Future WWTP Expansion	03-10407	$	284,623.80
FCC - Sewer Interceptors	03-10415	$	141,897.75
FCC - Lift Stations	03-10416	$	70,021.98
FCC - Effluent Disposal Facilities	03-10417	$	92,136.55
FCC - Salt Mitigation Facilities	03-10418	$	344,478.96
Operating Funds:		$	(4,157,370.80)
	Total Wastewater Division	**$**	**2,613,089.34**

Recycled Water Division	GL#		Balance
Depreciation Reserves	04-10310	$	481,962.00
Infrastructure Reserves	04-10311	$	39,690.00
FCC - Recycled System	04-10410	$	14,948.78
FCC - Booster Pumping Plants	04-10411	$	16,085.99
FCC - Pipeline Facilities	04-10412	$	80,051.54
FCC - Water Storage Reservoirs	04-10413	$	64,512.49
Operating Funds:		$	(2,463,329.72)
	Total Recycled Water Division	**$**	**(1,766,078.92)**

DISTRICT TOTAL	**$**	**6,644,975.92**

Future Obligations	Due Date		Amount
2004A Bond Payment - Water Division	02/23/2013	$	978,462.50
SBVMWD - SARI Pipeline Capacity (FINAL Payment)	06/01/2012	$	19,710.00
2004A Bond Payment - Water Division	08/27/2012	$	1,952,562.50
SRF Payment - Sewer Division	09/10/2012	$	2,923,688.75

Check Register - March 2012

Check Date	Check Number	Name	Check Amount
03/05/2012	14594	ADS, LLC	2,634.00
03/05/2012	14595	Ameripride Uniform Services	481.30
03/05/2012	14596	Secretary of State	33.00
03/05/2012	14597	Central Communications	220.95
03/05/2012	14598	Crider Public Relations, Inc.	1,445.00
03/05/2012	14599	First American Data Tree, LLC	50.00
03/05/2012	14600	Fedex	74.77
03/05/2012	14601	House Of Quality, Parts Plus	1,802.27
03/05/2012	14602	InfoSend, Inc.	5,173.74
03/05/2012	14603	Kelly Services, Inc.	404.26
03/05/2012	14604	Konica Minolta Business Soluti	512.09
03/05/2012	14605	Krieger & Stewart	17,821.55
03/05/2012	14606	Leroy's Landscape Services	2,955.00
03/05/2012	14607	Pacific Arrowhead Enterprises,	669.13
03/05/2012	14608	SCCI, Inc.	350.00
03/05/2012	14609	San Bdno. Valley Muni. Water D	10,290.00
03/05/2012	14610	South Coast A.Q.M.D.	416.41
03/05/2012	14611	Sims Welding & Supply Co., Inc	148.55
03/05/2012	14612	The Gas Company	873.06
03/05/2012	14613	Underground Service Alert Of S	133.50
03/05/2012	14614	George F. Siddle	111.75
03/05/2012	14615	Verizon	552.33
03/05/2012	14616	Yucaipa Disposal, Inc.	1,262.31
03/05/2012	14617	Brenntag Pacific, Inc	24,860.86
03/05/2012	14618	H & T Cultural Resource Manage	1,150.00
03/05/2012	14619	Crown Ace Hardware - Yucaipa	431.62
03/05/2012	14620	Diamond Hills Auto Group, Inc.	767.76
03/05/2012	14621	Environmental Systems Research	4,313.99
03/05/2012	14622	Gallade Chemical	1,064.57
03/05/2012	14623	Gonzales Environmental Consult	1,500.00
03/05/2012	14624	Alan L. Grubel Automotive Inc.	505.55
03/05/2012	14625	Myers & Sons Hi-Way Safety Inc	2,490.10
03/05/2012	14626	Inland Water Works Supply Co.	516.34
03/05/2012	14627	Innerline Engineering	1,450.00
03/05/2012	14628	James John Brothers	15,152.90
03/05/2012	14629	Johnson Power Systems	8,380.97
03/05/2012	14630	JR Freeman Co. Inc.	140.22
03/05/2012	14631	Lowe's Companies, Inc.	96.82
03/05/2012	14632	Merit Oil Company	2,978.68
03/05/2012	14633	Nagem, Inc.	3,401.35
03/05/2012	14634	Oily's Automotive Service & Re	195.00
03/05/2012	14635	P & R Paper Supply Co., Inc.	713.80
03/05/2012	14636	Press-Enterprise	705.60
03/05/2012	14637	Pro-Pipe & Supply, Inc.	94.67
03/05/2012	14638	Safeguard Business Systems Inc	1,449.79
03/05/2012	14639	SB CNTY-Waste System Division	26.96
03/05/2012	14640	Test America Laboratories, Inc	255.00
03/05/2012	14641	Valin Corporation	5,940.26
03/09/2012	14642	PAYROLL CHECK	1,886.27
03/09/2012	14643	Boot Barn #4	328.30
03/09/2012	14644	Rodd Greene	370.21
03/09/2012	14645	UnitedHealthcare of California	38,427.01
03/09/2012	14646	Gregory N. Godwin	187.92
03/09/2012	14647	Standard Insurance Company	2,221.36
03/09/2012	14648	Western Dental Services, Inc.	314.33

Check Register - March 2012

Check Date	Check Number	Name	Check Amount
03/09/2012	14649	Anthem Blue Cross L and H	344.30
03/09/2012	14650	Standard Insurance Company	2,805.41
03/09/2012	14651	Standard Insurance Vision Plan	432.48
03/09/2012	14652	MetLife Small Business Center	122.58
03/09/2012	14653	CA-OCP HEALTH SERVICES	105.00
03/09/2012	14654	Water Environment Federation	220.00
03/09/2012	14655	James O'Brien	60.00
03/09/2012	14656	California Rural Water Associa	937.00
03/09/2012	14657	JURGENS, SHARON	52.11
03/09/2012	14658	MC COLLUM, PAULETTE	23.48
03/09/2012	14659	CA-PERS 457 Deferred Comp	12,968.07
03/09/2012	14660	Public Employees' Retirement S	26,869.21
03/09/2012	14661	Hong Nelson	125.00
03/09/2012	14662	Katherine Kostelecky	500.00
03/09/2012	14663	United Student Aid Funds, Inc.	168.43
03/09/2012	14664	IBEW Local 1436	345.00
03/09/2012	14665	Franchise Tax Board	150.00
03/12/2012	14666	James Rowell	66.00
03/12/2012	14667	Ralph C. Casas	35.00
03/12/2012	14668	Ameripride Uniform Services	421.44
03/12/2012	14669	Corelogic, Inc.	300.00
03/12/2012	14670	Coverall North America, Inc.	1,021.00
03/12/2012	14671	Derek Youngsma	160.00
03/12/2012	14672	Dinosaur Tire Inc.	18.08
03/12/2012	14673	Fox Occupational Medical Cente	50.00
03/12/2012	14674	Neopost USA Inc.	203.65
03/12/2012	14675	Jean's Flower Basket	37.71
03/12/2012	14676	Kelly Services, Inc.	285.36
03/12/2012	14677	Konica Minolta Business Soluti	32.12
03/12/2012	14678	NetComp Technologies,Inc.	1,935.00
03/12/2012	14679	RMC Water and Environment	5,155.00
03/12/2012	14680	South Mesa Water Company	25.00
03/12/2012	14681	Association of San Bernardino	52.00
03/12/2012	14682	The Counseling Team Internatio	780.00
03/12/2012	14683	The Gas Company	14.79
03/12/2012	14684	Verizon	1,074.75
03/12/2012	14685	All American Sewer Tools	1,806.61
03/12/2012	14686	Auto Care Clinic	257.35
03/12/2012	14687	Brenntag Pacific, Inc	20,175.90
03/12/2012	14688	Cal's Auto Repair & Towing	75.00
03/12/2012	14689	Edward S Babcock & Sons, Inc.	675.00
03/12/2012	14690	G&G Environmental Compliance,I	1,554.12
03/12/2012	14691	Inland Water Works Supply Co.	1,767.58
03/12/2012	14692	Innerline Engineering	1,450.00
03/12/2012	14693	JR Freeman Co. Inc.	3,234.92
03/12/2012	14694	MBC Applied Environmental Scie	1,200.00
03/12/2012	14695	McCall's Meter Sales & Service	775.00
03/12/2012	14696	Merit Oil Company	3,544.76
03/12/2012	14697	P & R Paper Supply Co., Inc.	302.76
03/12/2012	14698	Pro-Pipe & Supply, Inc.	561.77
03/12/2012	14699	R & R Anderson Trucking	1,188.52
03/12/2012	14700	Red Alert Special Couriers	2,162.79
03/12/2012	14701	Schaner's WasteWater Prod., In	2,442.59
03/12/2012	14702	Smart & Final Stores, LLC	247.39
03/12/2012	14703	Total-Western, Inc.	5,813.00

Check Register - March 2012

Check Date	Check Number	Name	Check Amount
03/12/2012	14704	Wilson Bohannan Company	1,221.37
03/12/2012	14705	ZEP Manufacturing Company	283.15
03/12/2012	14706	J Kevin King	1,043.56
03/12/2012	14707	Maintenance Connection Inc	3,820.72
03/12/2012	14708	Workboot Warehouse	267.72
03/12/2012	14709	Dale A. Fundak	243.81
03/12/2012	14710	Timothy M. Mackamul	463.02
03/19/2012	14711	Aklufi & Wysocki	8,222.50
03/19/2012	14712	California Bank & Trust	90,062.71
03/19/2012	14713	DC Frost Associates, Inc.	119,275.52
03/19/2012	14714	Delta Partners, LLC	7,500.00
03/19/2012	14715	Dudek & Associates, Inc	21,297.50
03/19/2012	14716	Krieger & Stewart	170,427.47
03/19/2012	14717	One Stop Landscape Supply Inc	22,727.00
03/19/2012	14718	Platinum Advisors, LLC	5,125.00
03/19/2012	14719	Separation Processes, Inc.	37,423.21
03/19/2012	14720	W.A. Rasic Construction Co., I	810,564.40
03/19/2012	14721	AWWA CA-NV (Rancho Cucamonga)	75.00
03/19/2012	14722	CA-OCP HEALTH SERVICES	60.00
03/19/2012	14723	California Water Environment A	660.00
03/19/2012	14724	Ameripride Uniform Services	427.49
03/19/2012	14725	AT&T Mobility	1,767.10
03/19/2012	14726	Incode Division-Tyler Technolo	350.00
03/19/2012	14727	Kelly Services, Inc.	261.58
03/19/2012	14728	NetComp Technologies, Inc.	1,935.00
03/19/2012	14729	Priority Mailing Systems Inc.	280.00
03/19/2012	14730	RFI	525.00
03/19/2012	14731	Separation Processes, Inc.	2,872.50
03/19/2012	14732	Southern CA Emergency Medicine	300.00
03/19/2012	14733	Soboba Band of Luiseno Indians	5,867.88
03/19/2012	14734	Tattletale Portable Alarm Syst	1,974.00
03/19/2012	14735	Postmaster	460.00
03/19/2012	14736	Walter L. Ferar	1,363.04
03/19/2012	14737	Brenntag Pacific, Inc	8,700.82
03/19/2012	14738	Calolympic Glove & Safety Co.,	980.45
03/19/2012	14739	Cemex Inc. USA	1,272.01
03/19/2012	14740	Center Electric	454.04
03/19/2012	14741	Daily Journal Corporation	666.60
03/19/2012	14742	Greg Shaw & David Shaw	4,290.00
03/19/2012	14743	Fastenal Company	8.62
03/19/2012	14744	Grainger	70.56
03/19/2012	14745	VOID CHECK	0.00
03/19/2012	14746	Hach Company	2,192.75
03/19/2012	14747	Hub Construction Specialties I	258.55
03/19/2012	14748	James John Brothers	4,720.50
03/19/2012	14749	JR Freeman Co. Inc.	794.52
03/19/2012	14750	Merit Oil Company	1,920.90
03/19/2012	14751	Nagem, Inc.	1,765.00
03/19/2012	14752	Oily's Automotive Service & Re	532.50
03/19/2012	14753	Q Versa, LLC	6,429.96
03/19/2012	14754	Siemens Industry, Inc.	882.92
03/19/2012	14755	Sterling Water Technologies LL	8,324.13
03/19/2012	14756	Donald Kent Stone	650.00
03/19/2012	14757	Walter L. Ferar	301.70
03/19/2012	14758	Alan L. Grubel Automotive Inc.	1,590.31

Check Register - March 2012

Check Date	Check Number	Name	Check Amount
03/19/2012	14759	VOID CHECK	0.00
03/19/2012	14760	Peggy Little	22.86
03/19/2012	14761	Sheraton Grand Hotel	629.22
03/23/2012	14762	PAYROLL CHECK	2,257.81
03/23/2012	14763	PAYROLL CHECK	641.60
03/23/2012	14764	CA-PERS 457 Deferred Comp	11,806.08
03/23/2012	14765	Public Employees' Retirement S	26,534.02
03/23/2012	14766	Hong Nelson	125.00
03/23/2012	14767	Katherine Kostelecky	500.00
03/23/2012	14768	United Student Aid Funds, Inc.	168.43
03/23/2012	14769	Franchise Tax Board	150.00
03/23/2012	14770	James Rowell	161.36
03/26/2012	14771	Joseph J. Woodford	550.00
03/26/2012	14772	Ameripride Uniform Services	428.31
03/26/2012	14773	Bear Communications, Inc.	6,513.46
03/26/2012	14774	Fedex	64.05
03/26/2012	14775	Incode Division-Tyler Technolo	4,862.02
03/26/2012	14776	InfoSend, Inc.	3,140.66
03/26/2012	14777	Kelly Services, Inc.	237.80
03/26/2012	14778	NetComp Technologies,Inc.	753.17
03/26/2012	14779	Robert Allen Roberts	2,100.00
03/26/2012	14780	SCCI, Inc.	350.00
03/26/2012	14781	SCE Rosemead	120,807.74
03/26/2012	14782	Verizon	534.48
03/26/2012	14783	All American Sewer Tools	9,598.66
03/26/2012	14784	Brenntag Pacific, Inc	4,272.08
03/26/2012	14785	Clinical Laboratory of San Ber	1,098.00
03/26/2012	14786	Emergency Power Controls, Inc.	5,200.00
03/26/2012	14787	Grainger	81.30
03/26/2012	14788	Inland Water Works Supply Co.	828.60
03/26/2012	14789	Innerline Engineering	1,450.00
03/26/2012	14790	VOID CHECK	0.00
03/26/2012	14791	JR Freeman Co. Inc.	1,267.12
03/26/2012	14792	Matich Corp	2,029.38
03/26/2012	14793	MBC Applied Environmental Scie	1,200.00
03/26/2012	14794	Merit Oil Company	1,679.41
03/26/2012	14795	NCL Of Wisconsin Inc	441.11
03/26/2012	14796	Pro-Pipe & Supply, Inc.	264.42
03/26/2012	14797	Red Alert Special Couriers	1,277.79
03/26/2012	14798	JR Simplot Company	452.55
03/26/2012	14799	Troy Alarm, Inc.	3,550.72
03/26/2012	14800	James John Brothers	3,320.50
03/26/2012	14801	American Family Life Assurance	2,843.01
03/26/2012	14802	YVWD-Petty Cash	111.57
03/26/2012	14803	SeaBright Insurance Company	12,119.00
		March 2012 Check Register Total	**1,880,240.59**

Financial Account Information - March 2012

DATE	DESCRIPTION	Deposit Checking	General Checking	Investment Checking	Treasuries at cost	LAIF Invest. Fund	TOTAL ACTIVITY
02/29/2012	bal forward	692,635.04	30,000.00	69,118.52	500,983.20	5,236,123.21	6,528,859.97
2/28	*rev retained in MM*				*(64.72)*		(64.72)
03/01/2012	Deposit	35,832.15					35,832.15
	Credit Card-2/29	265.68					265.68
	Credit Card-3/1	2,067.05					2,067.05
	Electronic	11,174.02					11,174.02
	Website-3/1	958.79					958.79
	Website-3/2	510.86					510.86
03/02/2012	Deposit	36,840.10					36,840.10
	Deposit -M/C	490.44					490.44
	Credit Card-3/1	573.65					573.65
	Credit Card-3/2	1,784.82					1,784.82
	Electronic	18,688.96					18,688.96
	Website-3/2	1,530.66					1,530.66
	Website-3/3	740.17					740.17
	Website-3/4	1,017.74					1,017.74
	Website-3/5	164.82					164.82
	ETS Fees	(718.53)					(718.53)
	ETS Fees	(673.07)					(673.07)
03/05/2012	Deposit	75,072.00					75,072.00
	Credit Card-3/2	271.86					271.86
	Credit Card-3/3	1,615.09					1,615.09
	Electronic	16,957.04					16,957.04
	Website-3/5	1,740.01					1,740.01
	Website-3/6	259.69					259.69
	ACH pmts	28,273.89					28,273.89
03/06/2012	Deposit	56,365.96					56,365.96
	Credit Card-3/6	2,924.59					2,924.59
	Electronic	17,419.95					17,419.95
	Website-3/6	1,476.47					1,476.47
	Website-3/7	70.87					70.87
03/07/2012	Deposit	34,039.89					34,039.89
	Credit Card-3/6	521.69					521.69
	Credit Card-3/7	2,765.00					2,765.00
	Electronic	7,376.72					7,376.72
	Website-3/7	1,484.15					1,484.15
	Website-3/8	445.03					445.03
3/9/12-PR	Federal Taxes		(37,107.94)				(37,107.94)
3/9/12-PR	State Taxes		(6,563.69)				(6,563.69)
3/9/12-PR	ING 457		(7,530.61)				(7,530.61)
3/9/12-PR	PR Direct Deposit		(100,132.47)				(100,132.47)
	Cks#14594-14665		(216,961.25)				(216,961.25)
	TRF#1084-AP & PR	**(368,295.96)**	**368,295.96**				0.00
03/08/2012	Deposit	18,181.55					18,181.55
	Credit Card-3/7	63.92					63.92
	Credit Card-3/8	502.67					502.67
	Electronic	7,054.78					7,054.78
	Website-3/8	1,180.96					1,180.96
	Website-3/9	110.11					110.11

Financial Account Information - March 2012

DATE	DESCRIPTION	Deposit Checking	General Checking	Investment Checking	Treasuries at cost	LAIF Invest. Fund	TOTAL ACTIVITY
02/29/2012	bal forward	692,635.04	30,000.00	69,118.52	500,983.20	5,236,123.21	6,528,859.97
03/09/2012	Deposit	39,668.67					39,668.67
	Credit Card-3/8	487.78					487.78
	Credit Card-3/9	1,022.90					1,022.90
	Electronic	13,566.28					13,566.28
	Website-3/9	746.11					746.11
	Website-3/10	1,032.40					1,032.40
	Website-3/11	657.52					657.52
	Website-3/12	136.78					136.78
	Website-3/12	125.73					125.73
03/12/2012	Deposit	71,826.96					71,826.96
	Credit Card-3/9	133.03					133.03
	Credit Card-3/12	1,800.12					1,800.12
	Electronic	9,073.85					9,073.85
	Website-3/12	1,551.75					1,551.75
	Website-3/13	113.49					113.49
	ACH pmts	36,772.22					36,772.22
03/13/2012	Deposit	46,302.24					46,302.24
	Deposit-SB Taxes	39,814.97					39,814.97
	Credit Card-3/12	259.52					259.52
	Credit Card-3/13	1,363.63					1,363.63
	Electronic	15,263.86					15,263.86
	Website-3/13	1,096.64					1,096.64
	Website-3/14	288.59					288.59
	Cks#14666-14710		(68,245.31)				(68,245.31)
	TRF#1085 -AP	**(68,245.31)**	**68,245.31**				**0.00**
03/14/2012	Deposit	19,960.00					19,960.00
	Deposit -M/C	5,251.04					5,251.04
	Credit Card-3/13	736.55					736.55
	Credit Card-3/14	2,240.52					2,240.52
	Electronic	7,392.32					7,392.32
	Website-3/14	587.57					587.57
	Website-3/15	315.32					315.32
03/15/2012	Deposit	14,783.77					14,783.77
	Credit Card-3/14	223.69					223.69
	Credit Card-3/15	813.18					813.18
	Electronic	7,506.73					7,506.73
	Website-3/15	1,032.99					1,032.99
	Website-3/16	511.67					511.67
	ACH pmts	34,490.41					34,490.41
03/16/2012	Deposit	25,040.49					25,040.49
	Credit Card-3/15	526.21					526.21
	Credit Card-3/16	847.37					847.37
	Electronic	10,328.22					10,328.22
	Website-3/16	919.92					919.92
	Website-3/17	798.03					798.03
	Website-3/18	899.80					899.80
	Website-3/19	171.82					171.82

Financial Account Information - March 2012

DATE	DESCRIPTION	Deposit Checking	General Checking	Investment Checking	Treasuries at cost	LAIF Invest. Fund	TOTAL ACTIVITY
02/29/2012	bal forward	692,635.04	30,000.00	69,118.52	500,983.20	5,236,123.21	6,528,859.97
03/19/2012	Deposit	36,677.21					36,677.21
	Credit Card-3/16	713.63					713.63
	Credit Card-3/19	2,955.98					2,955.98
	Electronic	12,289.11					12,289.11
	Website-3/19	1,707.34					1,707.34
	Website-3/20	58.93					58.93
3/19	ARRA - Draw #20		280,815.00				280,815.00
	TRF#1086-ARRA Draw #20	**280,815.00**	**(280,815.00)**				**0.00**
03/20/2012	Deposit	26,670.72					26,670.72
	Credit Card-3/19	679.04					679.04
	Credit Card-3/20	1,700.50					1,700.50
	Electronic	15,152.79					15,152.79
	Website-3/20	6,723.46					6,723.46
	Website-3/21	296.72					296.72
	ACH pmts	19,784.61					19,784.61
03/21/2012	Deposit	47,395.51					47,395.51
	Credit Card-3/20	1,207.95					1,207.95
	Credit Card-3/21	4,484.08					4,484.08
	Electronic	9,575.73					9,575.73
	Website-3/21	921.56					921.56
	Website-3/22	123.63					123.63
	TRF#1087-LAIF to Inv Ck			**300,000.00**		**(300,000.00)**	**0.00**
	TRF#1088-Inv Ck to Dep Ck	**300,000.00**		**(300,000.00)**			**0.00**
3/23/12-PR	Federal Taxes		(36,236.99)				(36,236.99)
3/23/12-PR	State Taxes		(6,447.18)				(6,447.18)
3/23/12-PR	ING 457		(7,109.82)				(7,109.82)
3/23/12-PR	PR Direct Deposit		(99,157.24)				(99,157.24)
	Cks#14711-14770		(1,401,607.12)				(1,401,607.12)
	TRF#1089-AP & PR	**(1,550,558.35)**	**1,550,558.35**				**0.00**
03/22/2012	Deposit	36,077.67					36,077.67
	Deposit-M/C	1,000.00					1,000.00
	Deposit-Mastercraft	97,818.00					97,818.00
	Credit Card-3/21	319.20					319.20
	Credit Card-3/22	801.14					801.14
	Electronic	5,867.42					5,867.42
	Website-3/22	827.25					827.25
	Website-3/23	245.02					245.02
03/23/2012	Deposit	25,229.30					25,229.30
	Deposit-SB Taxes	45,759.28					45,759.28
	Credit Card-3/22	81.52					81.52
	Credit Card-3/23	2,107.58					2,107.58
	Electronic	10,797.06					10,797.06
	Website-3/23	1,925.60					1,925.60
	Website-3/24	576.45					576.45
	Website-3/25	1,281.37					1,281.37
	Website-3/26	69.17					69.17

Financial Account Information - March 2012

DATE	DESCRIPTION	Deposit Checking	General Checking	Investment Checking	Treasuries at cost	LAIF Invest. Fund	TOTAL ACTIVITY
02/29/2012	bal forward	692,635.04	30,000.00	69,118.52	500,983.20	5,236,123.21	6,528,859.97
03/26/2012	Deposit	56,072.79					56,072.79
	Credit Card-3/23	933.51					933.51
	Credit Card-3/24	2,365.25					2,365.25
	Electronic	11,650.98					11,650.98
	Website-3/26	1,399.31					1,399.31
	Website-3/27	60.62					60.62
	Website-3/27	66.58					66.58
	ACH pmts	51,542.60					51,542.60
03/27/2012	Deposit	27,773.67					27,773.67
	Credit Card-3/26	239.40					239.40
	Credit Card-3/27	2,106.32					2,106.32
	Electronic	14,987.67					14,987.67
	Website-3/27	594.15					594.15
	Website-3/28	284.01					284.01
03/28/2012	Deposit	17,868.96					17,868.96
	Deposit -M/C	28,532.07					28,532.07
	Credit Card-3/27	454.57					454.57
	Credit Card-3/28	2,749.62					2,749.62
	Electronic	5,905.71					5,905.71
	Website-3/28	387.04					387.04
	Website-3/29	75.00					75.00
	Website-3/29	554.50					554.50
	Cks#14771-14803		(193,426.91)				(193,426.91)
	TRF#1090 -AP	**(193,426.91)**	**193,426.91**				0.00
03/29/2012	Deposit	17,879.64					17,879.64
	Credit Card-3/28	612.54					612.54
	Credit Card-3/29	734.14					734.14
	Electronic	4,527.41					4,527.41
	Website-3/29	1,330.44					1,330.44
	Website-3/30	521.49					521.49
3/28	ARRA -Draw #10		491,404.15				491,404.15
	TRF#1091-Prop 50 inv #10	**491,404.15**	**(491,404.15)**				0.00
03/30/2012	Deposit	33,958.24					33,958.24
	Credit Card	1,266.39					1,266.39
	Electronic	9,036.29					9,036.29
	Website-3/30	1,346.78					1,346.78
	Website-3/31	1,373.42					1,373.42
	Website-4/1	1,070.74					1,070.74
	Website-4/2	399.64					399.64
	March '12 NSF's	(2,044.55)					(2,044.55)
3/31	*retained in MM*				64.72		64.72
	TOTALS	**1,108,750.99**	**30,000.00**	**69,118.52**	**500,983.20**	**4,936,123.21**	**6,644,975.92**

Investment Summary - March 2012

U.S. TREASURIES

Quantity	Description	Cusip	Maturity Date	Yield	Cost of Purchase	Market Value
501,000	US Treasury Bill	912795Y96	August 23, 2012	0.028%	500,918.48	500,759.52
501,000			**Total Values**		**500,918.48**	**500,759.52**

Money Market Account Activity-Beginning Balance	**64.72**
3/31/2012 - Dividend/Interest	0.00
Income	**0.00**
Intra-Bank Transfers to/from Investment Checking	0.00
Fund Transfers	**0.00**
Cusip Maturity	0.00
Redemptions	**0.00**
Cusip Purchase	0.00
Purchases	**0.00**
Ending Balance - Money Market	**64.72**
US Treasury Securities Investment Principal	**500,918.48**
Total Assets	**500,983.20**

Investment Summary - March 2012

LOCAL AGENCY INVESTMENT FUND

PERIOD	TOTAL WITHDRAWAL AMOUNT	TOTAL DEPOSIT AMOUNT	ACCRUED INTEREST (QUARTERLY)	ENDING BALANCE
July 31, 2011	$0.00	$0.00	$39.05	$32,944.00
August 31, 2011	$0.00	$2,000,000.00	$0.00	$2,032,944.00
September 30, 2011	($2,000,000.00)	$1,300,000.00	$0.00	$1,332,944.00
October 31, 2011	$0.00	$800,000.00	$556.93	$2,133,500.93
November 30, 2011	($1,000,000.00)	$700,000.00	$0.00	$1,833,500.93
December 31, 2011	($300,000.00)	$4,400,000.00	$0.00	$5,933,500.93
January 31, 2012	$0.00	$700,000.00	$2,622.28	$6,636,123.21
February 29, 2012	($1,400,000.00)	$0.00	$0.00	$5,236,123.21
March 31, 2012	($300,000.00)	$0.00	$0.00	$4,936,123.21
April 30, 2012	$0.00	$0.00	$0.00	$4,936,123.21
May 31, 2012	$0.00	$0.00	$0.00	$4,936,123.21
June 30, 2012	$0.00	$0.00	$0.00	$4,936,123.21

L.A.I.F. INCOME SUMMARY	CURRENT QUARTER	FY YEAR-TO-DATE
INCOME RECEIVED	$2,622.28	$3,218.26

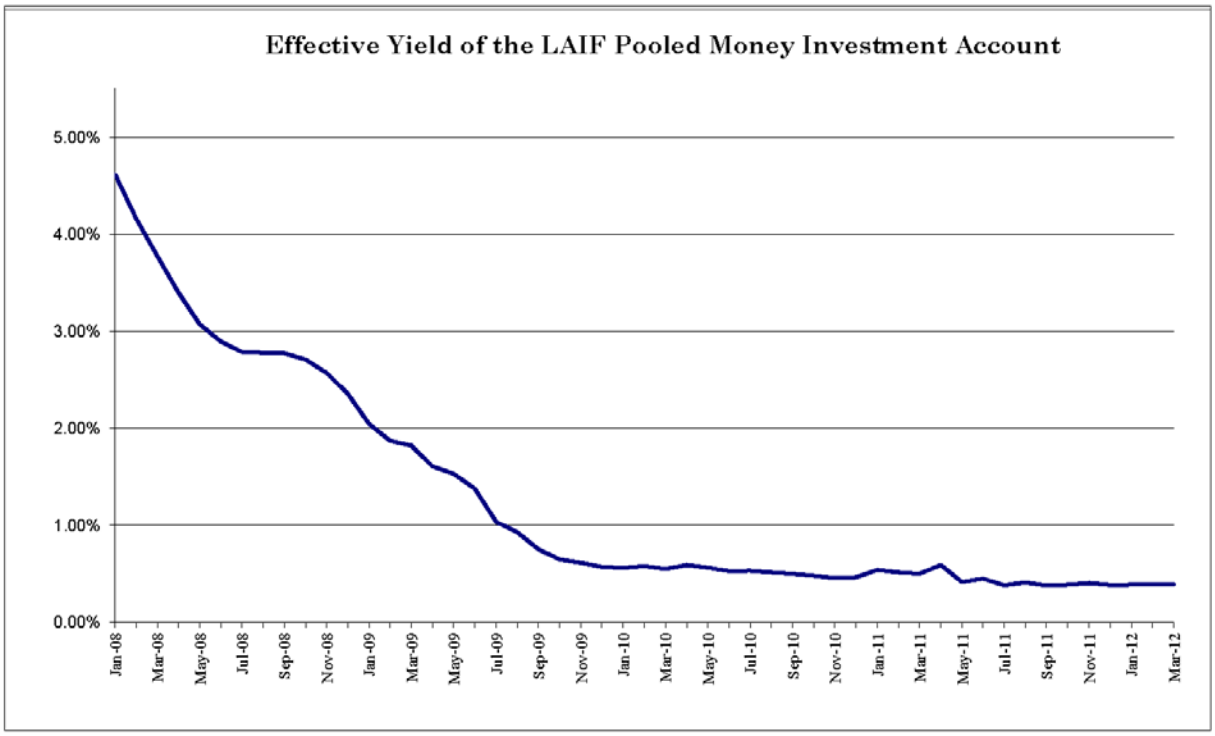

Daily Deposit Allocation - March 2012

DATE	Description	Qty	DEPOSIT CHECKING DEPOSITS	AR Mail & Counter	AR Payment Centers	AR Credit Card	AR Electronic Rapid Pay	AR Web Site	AR ACH Auto Pay	AR TOTAL	AR Water Fees & Deposits	Water Allocation	Sewer Allocation	NonPotable Allocation	RECAP TOTAL
03/01/2012	Mail & Counter	291	35,832.15	35,832.15						35,832.15					35,832.15
	Credit Cards	15	2,332.73			2,332.73				2,332.73					2,332.73
	Electronic	156	11,174.02				11,174.02			11,174.02					11,174.02
	Website	19	1,469.65					1,436.40		1,436.40	33.25				1,469.65
03/02/2012	Mail & Counter	402	36,840.10	36,840.10						36,840.10					36,840.10
	Deposit -M/C	-	490.44							0.00		490.44			490.44
	Credit Cards	25	2,358.47			2,358.47				2,358.47					2,358.47
	Electronic	280	18,688.96				18,688.96			18,688.96					18,688.96
	Website-42 fees	47	3,453.39					3,379.89		3,379.89	73.50				3,453.39
03/05/2012	Mail & Counter	688	75,072.00	73,572.00						73,572.00	1,500.00				75,072.00
	Credit Cards	21	1,886.95			1,886.95				1,886.95					1,886.95
	Electronic	269	16,957.04				16,957.04			16,957.04					16,957.04
	Website	22	1,999.70					1,961.20		1,961.20	38.50				1,999.70
	ACH payment	355	28,273.89						28,273.89	28,273.89					28,273.89
03/06/2012	Mail & Counter	380	56,365.96	56,365.96						56,365.96					56,365.96
	Credit Cards	25	2,924.59			2,924.59				2,924.59					2,924.59
	Electronic	263	17,419.95				17,419.95			17,419.95					17,419.95
	Website	13	1,547.34					1,524.59		1,524.59	22.75				1,547.34
03/07/2012	Mail & Counter	320	34,039.89	34,039.89						34,039.89					34,039.89
	Credit Cards	31	3,286.69			3,286.69				3,286.69					3,286.69
	Electronic	122	7,376.72				7,376.72			7,376.72					7,376.72
	Website	20	1,929.18					1,894.18		1,894.18	35.00				1,929.18
03/08/2012	Mail & Counter	230	18,181.55	18,181.55						18,181.55					18,181.55
	Credit Cards	8	566.59			566.59				566.59					566.59
	Electronic	93	7,054.78				7,054.78			7,054.78					7,054.78
	Website	16	1,291.07					1,263.07		1,263.07	28.00				1,291.07
03/09/2012	Mail & Counter	233	39,668.67	39,668.67						39,668.67					39,668.67
	Credit Cards	18	1,510.68			1,510.68				1,510.68					1,510.68
	Electronic	156	13,566.28				13,566.28			13,566.28					13,566.28
	Website	34	2,698.54					2,639.04		2,639.04	59.50				2,698.54
03/12/2012	Mail & Counter	498	71,826.96	71,826.96						71,826.96					71,826.96
	Credit Cards	19	1,933.15			1,933.15				1,933.15					1,933.15
	Electronic	135	9,073.85				9,073.85			9,073.85					9,073.85
	Website -17 fees	18	1,665.24					1,635.49		1,635.49	29.75				1,665.24
	ACH payment	448	36,772.22						36,772.22	36,772.22					36,772.22
03/13/2012	Mail & Counter	344	46,302.24	46,302.24						46,302.24					46,302.24
	Deposit -SB Taxes	-	39,814.97							0.00		39,814.97			39,814.97
	Credit Cards	17	1,623.15			1,623.15				1,623.15					1,623.15
	Electronic	232	15,263.86				15,263.86			15,263.86					15,263.86
	Website -16 fees	17	1,385.23					1,357.23		1,357.23	28.00				1,385.23
03/14/2012	Mail & Counter	268	19,960.00	19,960.00						19,960.00					19,960.00
	Deposit -M/C	-	5,251.04							0.00		4,751.04	500.00		5,251.04
	Credit Cards	25	2,977.07			2,977.07				2,977.07					2,977.07
	Electronic	110	7,392.32				7,392.32			7,392.32					7,392.32
	Website	10	902.89					885.39		885.39	17.50				902.89
03/15/2012	Mail & Counter	169	14,783.77	14,783.77						14,783.77					14,783.77
	Credit Cards	11	1,036.87			1,036.87				1,036.87					1,036.87
	Electronic	120	7,506.73				7,506.73			7,506.73					7,506.73
	Website	16	1,544.66					1,516.66		1,516.66	28.00				1,544.66
	ACH payment	465	34,490.41						34,490.41	34,490.41					34,490.41
03/16/2012	Mail & Counter	247	25,040.49	25,040.49						25,040.49					25,040.49
	Credit Cards	15	1,373.58			1,373.58				1,373.58					1,373.58
	Electronic	165	10,328.22				10,328.22			10,328.22					10,328.22
	Website	37	2,789.57					2,724.82		2,724.82	64.75				2,789.57

Daily Deposit Allocation - March 2012

DATE	Description	Qty	DEPOSIT CHECKING DEPOSITS	AR Mail & Counter	AR Payment Centers	AR Credit Card	AR Electronic Rapid Pay	AR Web Site	AR ACH Auto Pay	AR TOTAL	AR Water Fees & Deposits	Water Allocation	Sewer Allocation	NonPotable Allocation	RECAP TOTAL
03/19/2012	Mail & Counter	464	36,677.21	36,677.21						36,677.21					36,677.21
	Credit Cards	26	3,669.61			3,669.61				3,669.61					3,669.61
	Electronic	178	12,289.11				12,289.11			12,289.11					12,289.11
	Website	21	1,766.27					1,729.52		1,729.52	36.75				1,766.27
03/20/2012	Mail & Counter	381	26,670.72	26,670.72						26,670.72					26,670.72
	Credit Cards	20	2,379.54			2,379.54				2,379.54					2,379.54
	Electronic	222	15,152.79				15,152.79			15,152.79					15,152.79
	Website	18	7,020.18					6,988.68		6,988.68	31.50				7,020.18
	ACH payment	449	19,784.61						19,784.61	19,784.61					19,784.61
03/21/2012	Mail & Counter	372	47,395.51	44,395.51						44,395.51	3,000.00				47,395.51
	Credit Cards	45	5,692.03			5,692.03				5,692.03					5,692.03
	Electronic	135	9,575.73				9,575.73			9,575.73					9,575.73
	Website	13	1,045.19					1,022.44		1,022.44	22.75				1,045.19
03/22/2012	Mail & Counter	185	36,077.67	34,577.67						34,577.67	1,500.00				36,077.67
	Dep -M/C		1,000.00							0.00		1,000.00			1,000.00
	Dep -Mastercraft		97,818.00							0.00		48,492.00	49,326.00		97,818.00
	Credit Cards	11	1,120.34			1,120.34				1,120.34					1,120.34
	Electronic	88	5,867.42				5,867.42			5,867.42					5,867.42
	Website	15	1,072.27					1,046.02		1,046.02	26.25				1,072.27
03/23/2012	Mail & Counter	250	25,229.30	25,229.30						25,229.30					25,229.30
	Dep.-SB Taxes		45,759.28							0.00		45,759.28			45,759.28
	Credit Cards	22	2,189.10			2,189.10				2,189.10					2,189.10
	Electronic	171	10,797.06				10,797.06			10,797.06					10,797.06
	Website-44 fees	47	3,852.59					3,775.59		3,775.59	77.00				3,852.59
03/26/2012	Mail & Counter	474	56,072.79	56,072.79						56,072.79					56,072.79
	Credit Cards	32	3,298.76			3,298.76				3,298.76					3,298.76
	Electronic	173	11,650.98				11,650.98			11,650.98					11,650.98
	Website	20	1,526.51					1,491.51		1,491.51	35.00				1,526.51
	ACH payment	504	51,542.60						51,542.60	51,542.60					51,542.60
03/27/2012	Mail & Counter	364	27,773.67	27,773.67						27,773.67					27,773.67
	Credit Cards	26	2,345.72			2,345.72				2,345.72					2,345.72
	Electronic	216	14,987.67				14,987.67			14,987.67					14,987.67
	Website	12	878.16					857.16		857.16	21.00				878.16
03/28/2012	Mail & Counter	268	17,868.96	17,868.96						17,868.96					17,868.96
	Deposit - M/C	-	28,532.07							0.00		28,032.07	500.00		28,532.07
	Credit Cards	28	3,204.19			3,204.19				3,204.19					3,204.19
	Electronic	77	5,905.71				5,905.71			5,905.71					5,905.71
	Website	10	1,016.54					999.04		999.04	17.50				1,016.54
03/29/2012	Mail & Counter	171	17,879.64	17,879.64						17,879.64					17,879.64
	Credit Cards	13	1,346.68			1,346.68				1,346.68					1,346.68
	Electronic	64	4,527.41				4,527.41			4,527.41					4,527.41
	Website	15	1,851.93					1,825.68		1,825.68	26.25				1,851.93
03/30/2012	Mail & Counter	181	33,958.24	33,958.24						33,958.24					33,958.24
	Credit Cards	14	1,266.39			1,266.39				1,266.39					1,266.39
	Electronic	134	9,036.29				9,036.29			9,036.29					9,036.29
	Website	48	4,190.58					4,106.58		4,106.58	84.00				4,190.58
Mar-12	Utility Pmt Cntr-443			(32,804.61)	32,804.61					0.00					0.00
	March '12 NSF's		(2,044.55)	(2,044.55)						(2,044.55)					(2,044.55)
ARRA #20	$280,815 (3/19)									0.00					0.00
Prop 50 #10	$491,404.15 (3/28)									0.00					0.00
	TOTALS	13,915	1,525,814.93	758,668.33	32,804.61	50,322.88	241,592.90	46,060.18	170,863.73	1,300,312.63	6,836.50	168,339.80	50,326.00	0.00	1,525,814.93
TOTAL # AR PAYMENTS				6,741	443	463	3,559	488	2,221	13,915					
PERCENT OF TOTAL RECEIVED				48.44%	3.18%	3.33%	25.58%	3.51%	15.96%	100%					

FY 2012 - Water Revenue

ACCOUNT#	DESCRIPTION	BUDGET	Qtr 1 Totals	Qtr 2 Totals	Jan '12	Feb '12	Mar '12	Year to Date	Percentage YTD
02-40010	Sales - Water	6,000,000	1,799,636	1,415,643	360,253	224,132	330,768	4,130,431	68.84%
02-40011	Sales - Construction Water	31,000	5,720	4,986	653	312	740	12,411	40.04%
02-40012	Sales - Imported Water (SGPWA)	200,000	69,907	41,441	11,347	7,047	10,244	139,986	69.99%
02-40013	Sales - Imported Water (MUNI)	800,000	224,975	199,742	52,130	33,627	47,886	558,360	69.80%
02-40014	Sales Disc.-Multi Units Usage Chrg.	(130,000)	(33,055)	(30,777)	(10,509)	(6,554)	(9,648)	(90,543)	69.65%
02-40015	Water Wholesale Revenue	60,000	10,639	29,316	3,050	2,617	2,848	48,470	80.78%
02-40016	Service Establishment Fee	100	0	75	0	0	150	225	225.00%
02-41000	Service Demand Charges	2,300,000	400,045	579,064	193,214	193,244	193,417	1,558,983	67.78%
02-41001	Fire Service Standby Fees	15,000	3,311	4,405	1,328	1,661	1,496	12,201	81.34%
02-41003	Construction Service Charge	10,000	1,562	2,003	518	683	589	5,355	53.55%
02-41005	Sales Disc-Multi Units Service Chrg.	(92,000)	(18,622)	(26,822)	(8,941)	(8,941)	(8,941)	(72,267)	78.55%
02-41010	Unauthorized Use of Water Charge	1,500	750	0	0	0	0	750	50.00%
02-41110	Meter/Lateral installation	2,500	1,125	3,375	0	0	2,250	6,750	270.00%
02-41112	Fire Flow Measurements & Reports	1,900	450	450	75	0	0	975	51.32%
02-41113	Disconnect/Reconnect Fees	100,000	31,700	32,655	10,865	11,140	5,680	92,040	92.04%
02-41121	Delinquent Payment Charges	125,000	41,301	45,727	8,016	11,087	5,420	111,551	89.24%
02-41124	Bad Debt	0	0	0	0	0	0	0	
02-42123	Management & Accounting Fees	733,170	183,288	183,294	61,098	61,098	61,098	549,876	75.00%
02-43010	Interest Earned	10,000	327	1,162	1,745	0	0	3,234	32.34%
02-43110	Property Tax - Unsecured	100,000	0	48,194	9	0	(123)	48,080	48.08%
02-43120	Property Tax - Secured	2,050,000	0	423,213	270,240	0	83,615	777,067	37.91%
02-43130	Tax Collection - Prior	60,000	0	8,652	1,517	0	1,516	11,685	19.47%
02-43140	Other Taxes (including homeowners)	90,000	0	9,204	66,967	0	779	76,950	85.50%
02-49150	Revenue - Misc. Non-Operating	35,000	14,479	8,226	2,124	2,305	2,579	29,712	84.89%
	WATER OPERATING REVENUE	12,503,170	2,737,537	2,983,228	1,025,699	533,457	732,363	8,012,283	64.08%
02-82002	Grants (FEMA)	0	1,940	1,155	0	0	0	3,095	
02-89901	Facility Capacity Charges	0	0	130,087	0	0	33,114	163,201	
02-89902	Sustainability	0	0	10,453	0	0	12,978	23,431	
	TOTAL WATER REVENUE	12,503,170	2,739,477	3,124,922	1,025,699	533,457	778,455	8,202,009	

FY 2012 - Sewer Revenue

ACCOUNT#	DESCRIPTION	BUDGET	Qtr 1 Totals	Qtr 2 Totals	Jan '12	Feb '12	Mar '12	Year to Date	Percentage YTD
03-40016	Sales - Establish Service Fee	100	0	0	0	0	0	0	0.00%
03-41000	Sales - Sewer Charges	10,425,000	2,023,982	2,615,298	865,089	849,464	861,704	7,215,538	69.21%
03-41005	Sales Disc-Multi Units Service Chrg.	(200,000)	(39,379)	(51,072)	(17,001)	(17,018)	(16,999)	(141,468)	70.73%
03-41110	Meter/Lateral Installation	1,000	0	0	0	0	0	0	0.00%
03-41121	Penalty Late Charges	130,000	31,494	37,133	11,329	13,405	9,036	102,397	78.77%
03-41124	Bad Debt	0	0	0	0	0	0	0	
03-41131	Front Footage Fees	0	0	0	0	0	0	0	
03-42122	Revenue - other operating	1,000	180	360	0	0	0	540	54.00%
03-43010	Interest Earned	10,000	191	0	1,311	0	0	1,502	15.02%
03-43110	Property Tax - Unsecured	50,000	0	50,000	0	0	0	50,000	100.00%
03-43120	Property Tax - Secured	450,000	0	450,000	0	0	0	450,000	100.00%
03-43130	Tax Collection - Prior	15,000	0	7,500	0	0	0	7,500	50.00%
03-43140	Other Taxes (including homeowners)	1,500	0	1,500	0	0	0	1,500	100.00%
03-49150	Misc. Non-Oper Revenue	25,000	0	17,614	134,987	4,152	0	156,752	627.01%
	SEWER OPERATING REVENUE	10,908,600	2,016,468	3,128,334	995,716	850,002	853,741	7,844,261	71.91%
03-82001	Grants - EPA	0	0	0	1,524	0	0	1,524	
03-82003	Grants - ARRA	0	55,243	507,634	381,447	295,534	280,815	1,520,673	
03-82004	Grants - Prop 50	0	0	0	301,762	0	491,404	793,166	
03-89901	Facility Capacity Charges	0	0	157,839	0	29,732	49,326	236,897	
8990540016	Contrib Capital-Infrastructure	0	0	0	0	(54,835)	0	(54,835)	
	TOTAL SEWER REVENUE	10,908,600	2,071,711	3,793,806	1,680,448	1,120,433	1,675,286	10,341,686	

FY 2012 - Recycled Water Revenue

ACCOUNT#	Description	BUDGET	Qtr 1 Totals	Qtr 2 Totals	Jan '12	Feb '12	Mar '12	Year to Date	Percentage YTD
04-40010	Sales - Recycled Water	220,000	116,823	66,257	13,124	11,826	13,940	221,969	100.90%
04-40011	Sales - Construction Water	2,500	250	348	3	0	0	602	24.07%
04-41000	Sales - Service Demand Chrg.	27,500	5,632	9,233	3,136	3,079	3,135	24,215	88.05%
04-41003	Const. Water Minimum Chrg.	4,000	490	768	193	214	221	1,886	47.15%
04-41121	Penalty - Late Charge	500	42	22	27	17	9	116	23.16%
04-43010	Interest Earned	50	0	0	75	0	0	75	150.40%
04-43110	Property Tax - Unsecured	500	0	500	0	0	0	500	100.00%
04-43120	Property Tax - Secured	10,000	0	10,000	0	0	0	10,000	100.00%
04-43130	Property Tax - Prior	100	0	100	0	0	0	100	100.00%
04-43140	Other Taxes (including homeowners)	100	0	100	0	0	0	100	100.00%
04-49150	Misc. Non-Operating Revenue	0	0	1,200	0	0	0	1,200	
	RECYCLED WATER OPERATING REVENUE	265,250	123,238	88,529	16,558	15,135	17,304	260,763	98.31%
04-82001	Grants-EPA #XP989384-01	0	0	0	41,462	0	0	41,462	
04-89901	Facility Capacity Charges	0	0	19,521	0	0	0	19,521	
	TOTAL RECYCLED WATER REVENUE	265,250	123,238	108,049	58,019	15,135	17,304	321,745	

FY 2012 - Water Expenses

ACCOUNT#	DESCRIPTION	BUDGET	Qtr 1 Totals	Qtr 2 Totals	Jan '12	Feb '12	Mar '12	Year to Date	Percentage YTD
02-5-01-50010	Labor-Water Resources	635,700	**135,462**	**159,449**	46,986	45,790	47,375	**435,062**	68.44%
02-5-01-50011	Labor Credit	0	**0**	**0**	0	0	0	**0**	
02-5-01-50013	Benefits-Fica	48,630	**11,207**	**12,901**	3,912	3,840	3,957	**35,817**	73.65%
02-5-01-50014	Benefits-Life Insurance	3,420	**761**	**762**	256	256	256	**2,291**	66.98%
02-5-01-50016	Benefits-Health\Defrd Comp	90,175	**25,822**	**27,591**	8,973	8,973	8,983	**80,340**	89.09%
02-5-01-50017	Benefits-Disability Insurance	7,650	**2,473**	**2,555**	752	743	762	**7,285**	95.23%
02-5-01-50019	Benefits-Workers Compensation	33,700	**3,500**	**9,052**	2,021	(4,648)	1,914	**11,839**	35.13%
02-5-01-50021	Benefits-PERS	44,500	**8,380**	**10,120**	3,025	2,993	2,993	**27,510**	61.82%
02-5-01-50022	Benefits-PERS-Employer	85,885	**16,216**	**19,531**	5,839	5,776	5,776	**53,137**	61.87%
02-5-01-50023	Benefits-Uniforms	2,850	**655**	**511**	131	124	155	**1,576**	55.31%
02-5-01-50024	Benefits-Vacation & Sick Pay	20,000	**1,470**	**1,787**	655	927	838	**5,677**	28.38%
02-5-01-50025	Benefits-Boot Allowance	1,425	**600**	**150**	150	0	0	**900**	63.16%
02-5-01-51003	R&M - Structures	200,000	**60,997**	**72,991**	11,339	14,217	3,550	**163,094**	81.55%
02-5-01-51011	R&M - CLA Valves	15,000	**0**	**7,563**	0	0	0	**7,563**	50.42%
02-5-01-51140	General Supplies & Expenses	2,000	**336**	**1,274**	0	21	94	**1,725**	86.26%
02-5-01-51210	Utilities - Power Purchases	1,500,000	**357,907**	**363,756**	94,019	60,767	70,086	**946,535**	63.10%
02-5-01-51211	Utilities - Electricity & Fuel	4,000	**860**	**1,118**	448	251	359	**3,036**	75.89%
02-5-01-51316	Imported Water Purchases	1,000,000	**312,375**	**242,810**	57,737	0	0	**612,921**	61.29%
02-5-01-54019	Licenses & Permits	25,000	**25,403**	**3,218**	60	1,250	0	**29,931**	119.73%
02-5-01-54110	Laboratory Services	90,000	**9,682**	**8,835**	3,858	2,824	1,923	**27,122**	30.14%
02-5-01-57040	YVRWFF Operating Expense	550,000	**182,227**	**159,073**	38,750	46,225	33,530	**459,804**	83.60%
	WATER RESOURCE TOTALS	**4,359,935**	**1,156,332**	**1,105,047**	**278,910**	**190,328**	**182,549**	**2,913,165**	**66.82%**
02-5-03-50010	Labor-Public Works	945,340	**180,132**	**221,572**	60,861	59,272	59,293	**581,130**	61.47%
02-5-03-50011	Labor Credit	0	**(4,064)**	**(20,045)**	(7,543)	20,605	0	**(11,048)**	
02-5-03-50013	Benefits-Fica	72,320	**14,746**	**18,252**	5,051	4,929	4,930	**47,908**	66.25%
02-5-03-50014	Benefits-Life Insurance	6,160	**1,264**	**1,269**	365	396	396	**3,690**	59.91%
02-5-03-50016	Benefits-Health\Defrd Comp	162,315	**44,049**	**49,794**	12,953	15,136	15,506	**137,439**	84.67%
02-5-03-50017	Benefits-Disability Insurance	11,345	**3,872**	**3,784**	964	966	967	**10,553**	93.02%
02-5-03-50019	Benefits-Workers Compensation	50,100	**4,215**	**10,437**	3,403	(3,180)	3,321	**18,196**	36.32%
02-5-03-50021	Benefits-PERS	66,175	**11,269**	**13,654**	3,880	3,880	3,838	**36,522**	55.19%
02-5-03-50022	Benefits-PERS Employer	127,715	**21,816**	**26,352**	7,489	7,489	7,408	**70,554**	55.24%
02-5-03-50023	Benefits-Uniforms	20,000	**1,193**	**1,081**	388	708	443	**3,811**	19.06%
02-5-03-50024	Benefits-Vacation & Sick Pay	5,130	**193**	**966**	387	387	387	**2,320**	45.21%
02-5-03-50025	Benefits-Boot Allowance	2,565	**289**	**1,251**	199	373	0	**2,112**	82.34%
02-5-03-51001	R & M -Vehicles & Equipment	170,000	**34,942**	**49,022**	26,968	16,915	22,968	**150,816**	88.72%
02-5-03-51011	R&M - Valves	10,000	**0**	**(3,104)**	(2,553)	0	0	**(5,658)**	-56.58%
02-5-03-51020	R&M - Pipelines	275,000	**50,081**	**73,098**	16,261	23,537	4,761	**167,738**	61.00%
02-5-03-51021	R&M - Service Lines	125,000	**26,838**	**31,933**	2,124	9,678	4,147	**74,721**	59.78%
02-5-03-51022	R&M - Fire Hydrants	25,000	**(1,837)**	**8,428**	(2,212)	5,314	7,087	**16,780**	67.12%
02-5-03-51030	R&M - Water Meters	70,000	**8,637**	**20,684**	1,812	11,551	13,216	**55,901**	79.86%
02-5-03-51092	Equipment Credits	0	**(1,913)**	**(7,087)**	(2,682)	3,500	(941)	**(9,122)**	
02-5-03-51140	General Supplies & Expenses	3,000	**51**	**0**	0	0	0	**51**	1.69%
	PUBLIC WORKS TOTALS	**2,147,165**	**395,774**	**501,342**	**128,115**	**181,455**	**147,727**	**1,354,413**	**63.08%**

FY 2012 - Water Expenses

ACCOUNT#	DESCRIPTION	BUDGET	Qtr 1 Totals	Qtr 2 Totals	Jan '12	Feb '12	Mar '12	Year to Date	Percentage YTD
02-5-06-50010	Labor-Administration	745,830	133,859	163,564	46,523	46,435	47,939	438,320	58.77%
02-5-06-50011	Labor Credit	0	0	(157)	0	0	(2,106)	(2,263)	
02-5-06-50012	Director Fees	15,000	2,249	4,559	1,276	1,276	1,459	10,819	72.13%
02-5-06-50013	Benefits-Fica	57,050	10,201	11,957	4,089	4,084	4,219	34,550	60.56%
02-5-06-50014	Benefits-Life Insurance	3,640	865	863	290	290	290	2,598	71.38%
02-5-06-50016	Benefits-Health\Defrd Comp	95,870	33,853	38,482	12,523	11,782	12,153	108,793	113.48%
02-5-06-50017	Benefits-Disability Insurance	8,950	1,588	2,123	732	732	747	5,923	66.17%
02-5-06-50019	Benefits-Workers Compensation	39,530	1,800	3,925	588	(2,590)	596	4,318	10.92%
02-5-06-50021	Benefits-PERS	52,200	9,190	11,237	3,225	3,225	3,326	30,202	57.86%
02-5-06-50022	Benefits PERS Employer	138,550	17,787	21,688	6,224	6,224	6,419	58,341	42.11%
02-5-06-50023	Uniforms	3,030	496	462	114	114	144	1,329	43.85%
02-5-06-50024	Benefits-Vacation & Sick Pay	15,000	2,099	2,730	1,119	1,149	1,149	8,246	54.97%
02-5-06-50025	Benefits-Boots	1,515	150	296	0	0	150	596	39.33%
02-5-06-51003	R&M - Structures	20,000	7,472	(590)	7,759	423	200	15,264	76.32%
02-5-06-51091	Expense Credits (overhead)	0	(1,228)	(6,127)	(1,799)	3,500	(849)	(6,503)	
02-5-06-51120	Safety Equipment/Supplies	25,000	8,331	3,764	974	2,738	577	16,383	65.53%
02-5-06-51125	Petroleum Products	110,000	29,956	29,846	8,432	8,388	6,145	82,767	75.24%
02-5-06-51130	Office Supplies & Expenses	40,000	15,353	6,512	2,059	2,309	5,419	31,652	79.13%
02-5-06-51140	General Supplies & Expenses	30,000	845	6,795	4,516	1,497	1,055	14,708	49.03%
02-5-06-51211	Utilities - Electricity	26,000	6,869	6,703	1,552	1,500	1,594	18,219	70.07%
02-5-06-51213	Utilities - Natural Gas	5,000	115	1,000	354	15	380	1,863	37.25%
02-5-06-54002	Dues & Subscriptions	10,000	262	4,300	1,498	2,413	694	9,166	91.66%
02-5-06-54005	Computer Expenses	75,000	15,813	24,994	4,039	4,727	10,500	60,073	80.10%
02-5-06-54010	Postage	6,500	391	513	2,362	110	139	3,514	54.07%
02-5-06-54011	Printing & Publications	20,000	5,799	73	0	73	0	5,945	29.72%
02-5-06-54012	Education & Training	30,000	1,967	1,898	560	2,827	1,697	8,948	29.83%
02-5-06-54013	Utility Billing Expenses	135,000	33,408	32,353	10,554	10,649	4,993	91,956	68.12%
02-5-06-54014	Public Relations	25,000	1,233	1,212	0	66	0	2,511	10.04%
02-5-06-54015	Rents & Leases	3,500	999	393	204	0	460	2,056	58.74%
02-5-06-54016	Travel Related Expenses	7,500	77	84	157	1,934	940	3,191	42.54%
02-5-06-54017	Certifications & Renewals	6,000	460	1,250	250	570	446	2,976	49.60%
02-5-06-54020	Meeting Related Expenses	4,000	885	706	738	338	204	2,872	71.79%
02-5-06-54024	Utilities - Waste Disposal	2,500	476	476	159	186	159	1,454	58.18%
02-5-06-54025	Utilities - Telephone	35,000	7,257	7,370	2,512	2,517	1,389	21,045	60.13%
02-5-06-54104	Contractual Services	70,000	24,302	7,605	9,047	3,044	2,495	46,494	66.42%
02-5-06-54107	Legal	45,000	10,364	10,210	5,586	3,835	0	29,995	66.66%
02-5-06-54108	Audit & Accounting	16,000	14,750	1,123	0	0	0	15,873	99.20%
02-5-06-54109	Professional Fees	100,000	40,152	21,717	9,827	6,313	5,761	83,769	83.77%
02-5-06-55500	Depreciation Reserves	375,095	93,773	93,774	31,258	31,258	58,530	308,593	82.27%
	Infrastructure Replacement	397,935	99,486	99,483	33,161	33,161	33,161	298,452	75.00%
02-5-06-56001	Insurance	120,000	29,787	27,972	9,324	9,404	9,484	85,971	71.64%
02-5-06-57030	Regulatory Compliance	95,000	213	278	0	0	0	491	0.52%
02-5-06-57096	Beaumont Basin Watermaster	10,000	0	0	0	0	0	0	0.00%
02-5-06-57100	County Tax Collector Fees	7,500	371	2,520	733	0	212	3,836	51.15%
02-5-06-57199	Suspense	0	0	0	(9,979)	9,979	0	0	
	ADMINISTRATION TOTALS	**3,028,695**	**664,074**	**649,933**	**212,535**	**216,494**	**222,269**	**1,965,304**	**64.89%**

FY 2012 - Water Expenses

ACCOUNT#	DESCRIPTION	BUDGET	Qtr 1 Totals	Qtr 2 Totals	Jan '12	Feb '12	Mar '12	Year to Date	Percentage YTD
02-5-40-57001	Asset Acq, - Water Resources	0	0	**0**	0	0	0	**0**	
02-5-40-57003	Asset Acq, - Public works	0	0	**0**	0	0	0	**0**	
02-5-40-57006	Asset Acq. - Administration	35,000	23,451	**15,771**	0	0	0	**39,222**	112.06%
02-5-40-57201	Debt Srv-Series 2004A Princ.(25009)	920,000	**920,000**	**0**	0	0	0	**920,000**	100.00%
02-5-40-57402	Interest-Long-Term Debt Bonds	2,012,375	**1,014,813**	**0**	0	0	997,563	**2,012,376**	100.00%
	40 - Debt & Capital Outlay	**2,967,375**	**1,958,263**	**15,771**	**0**	**0**	**997,563**	**2,971,597**	**100.14%**
	TOTAL WATER EXPENSES	**12,503,170**	**4,174,444**	**2,272,092**	**619,560**	**588,276**	**1,550,107**	**9,204,479**	**73.62%**

FY 2012 - Sewer Expenses

ACCOUNT#	DESCRIPTION	BUDGET	Qtr 1 Totals	Qtr 2 Totals	Jan '12	Feb '12	Mar '12	Year to Date	Percentage YTD
03-5-02-50010	Labor-WW Treatment	899,200	177,500	228,823	65,426	64,453	66,126	602,327	66.98%
03-5-02-50013	Benefits-Fica	68,800	14,804	18,781	5,411	5,343	5,466	49,806	72.39%
03-5-02-50014	Benefits-Life Insurance	4,500	1,016	1,016	341	341	341	3,055	67.88%
03-5-02-50016	Benefits-Health\Defrd Comp	118,650	35,675	39,705	12,773	12,773	12,783	113,707	95.83%
03-5-02-50017	Benefits-Disability Insurance	10,800	3,285	3,682	1,029	1,019	1,040	10,054	93.09%
03-5-02-50019	Benefits-Workers Compensation	47,700	3,500	6,597	3,195	(3,492)	3,156	12,956	27.16%
03-5-02-50021	Benefits-PERS	62,950	11,863	14,732	4,259	4,226	4,226	39,306	62.44%
03-5-02-50022	Benefits-PERS Employer	121,500	22,962	28,432	8,220	8,157	8,157	75,928	62.49%
03-5-02-50023	Benefits-Uniforms	3,750	997	921	286	629	375	3,207	85.53%
03-5-02-50024	Benefits-Vacation & Sick Pay	15,000	1,283	1,849	365	449	361	4,306	28.71%
03-5-02-50025	Benefits-Boot Allowance	1,875	254	464	300	322	118	1,458	77.73%
03-5-02-51003	R&M - Structures	200,000	23,411	41,577	17,744	155,825	11,074	249,631	124.82%
03-5-02-51010	R&M - Automation Control	85,000	5,092	18,462	8,675	6,677	5,856	44,762	52.66%
03-5-02-51106	Chemicals	600,000	131,976	130,426	32,681	38,217	32,108	365,407	60.90%
03-5-02-51111	Propane	2,500	3,053	3,144	0	0	0	6,197	247.88%
03-5-02-51115	Laboratory Supplies	30,000	6,067	4,072	4,019	695	2,197	17,049	56.83%
03-5-02-51140	General Supplies & Expenses	1,000	147	0	0	0	86	234	23.35%
03-5-02-51210	Utilities - Power Purchases	690,000	186,288	166,986	8,548	42,100	43,598	447,521	64.86%
03-5-02-54110	Laboratory Services	120,000	20,849	27,523	5,618	10,651	5,295	69,936	58.28%
03-5-02-57031	Sludge Disposal	300,000	75,017	78,061	26,960	22,727	0	202,765	67.59%
03-5-02-57033	Brine Disposal	30,000	0	10,290	10,290	0	0	20,580	68.60%
	TREATMENT TOTALS	3,413,225	725,036	825,543	216,138	371,112	202,363	2,340,191	68.56%

FY 2012 Sewer Expenses

ACCOUNT#	DESCRIPTION	BUDGET	Qtr 1 Totals	Qtr 2 Totals	Jan '12	Feb '12	Mar '12	Year to Date	Percentage YTD
03-5-06-50010	Labor-Administration	708,050	121,149	150,854	42,891	42,804	44,308	402,007	56.78%
03-5-06-50012	Directors Fees	15,000	2,249	4,559	1,276	1,276	1,459	10,819	72.13%
03-5-06-50013	Benefits-Fica	54,170	9,163	10,921	3,794	3,790	3,925	31,593	58.32%
03-5-06-50014	Benefits-Life Insurance	3,500	867	864	290	290	290	2,602	74.34%
03-5-06-50016	Benefits-Health\Defrd Comp	92,075	33,167	37,780	12,348	11,607	11,977	106,879	116.08%
03-5-06-50017	Benefits-Disability Insurance	8,500	1,974	2,000	694	693	709	6,069	71.40%
03-5-06-50019	Benefits-Workers Compensation	37,530	3,200	6,342	2,187	(989)	2,163	12,903	34.38%
03-5-06-50021	Benefits-PERS	49,570	8,464	10,347	2,971	2,971	3,072	27,824	56.13%
03-5-06-50022	Benefits PERS Employer	95,660	16,383	19,970	5,733	5,733	5,928	53,747	56.19%
03-5-06-50023	Benefits-Uniforms	2,910	281	304	91	81	151	910	31.26%
03-5-06-50024	Benefits-Vacation & Sick Pay	10,000	2,099	2,730	1,119	1,149	1,149	8,246	82.46%
03-5-06-50025	Benefits-Boot Allowance	1,455	0	0	0	0	0	0	0.00%
03-5-06-51120	Safety Equipment/Supplies	7,500	5,704	82	493	2,071	0	8,349	111.33%
03-5-06-51125	Petroleum Products	17,500	3,000	3,682	1,864	1,227	1,000	10,773	61.56%
03-5-06-51130	Office Supplies	5,000	1,176	200	80	92	216	1,764	35.28%
03-5-06-51140	General Supplies & Expenses	7,500	129	5,513	3,843	18	0	9,503	126.70%
03-5-06-54002	Dues & Subscriptions	10,000	476	4,639	2,342	2,106	264	9,825	98.25%
03-5-06-54003	Management & Admin Services	733,170	183,288	183,294	61,098	61,098	61,098	549,876	75.00%
03-5-06-54005	Computer Expenses	70,000	9,296	24,240	3,499	4,672	10,005	51,712	73.87%
03-5-06-54011	Printing & Publications	7,500	5,799	73	0	73	0	5,945	79.27%
03-5-06-54012	Education & Training	20,000	1,775	550	560	2,827	1,143	6,854	34.27%
03-5-06-54014	Public Relations	8,000	897	1,007	0	30	0	1,933	24.16%
03-5-06-54016	Travel Related Expenses	8,500	1,052	2,405	195	1,934	917	6,503	76.50%
03-5-06-54017	Certifications & Renewals	5,500	365	480	1,019	245	0	2,109	38.35%
03-5-06-54019	Licenses & Permits	42,500	4,109	39,787	1,977	0	0	45,873	107.94%
03-5-06-54020	Meeting Related Expenses	2,500	808	656	775	297	206	2,742	109.70%
03-5-06-54024	Utilities - Waste Disposal	12,500	2,850	2,835	945	945	945	8,520	68.16%
03-5-06-54025	Utilities - Telephone	16,500	4,523	4,911	1,618	1,636	951	13,638	82.65%
03-5-06-54030	Drinking Water	1,000	217	189	77	56	91	630	63.00%
03-5-06-54104	Contractual Services	30,000	13,848	3,561	5,528	2,076	907	25,920	86.40%
03-5-06-54107	Legal	45,000	10,461	12,160	4,546	4,388	0	31,555	70.12%
03-5-06-54108	Audit & Accounting	16,000	14,750	1,123	0	0	0	15,873	99.20%
03-5-06-54109	Professional Fees	300,000	115,525	212,102	39,265	6,488	2,500	375,879	125.29%
03-5-06-55500	Depreciation Reserves	327,260	81,812	81,816	27,272	27,272	0	218,172	66.67%
	Infrastructure Replacement	786,300	196,575	196,575	65,525	65,525	65,525	589,725	75.00%
03-5-06-56001	Insurance	115,000	28,379	27,972	9,324	9,324	9,324	84,323	73.32%
03-5-06-57030	Regulatory Compliance	50,000	21,447	42,278	0	0	0	63,725	127.45%
03-5-06-57100	County Tax Collection Fees	1,200	0	0	0	0	0	0	0.00%
	ADMINISTRATION TOTALS	3,724,350	907,255	1,098,801	305,240	263,802	230,222	2,805,320	75.32%

FY 2012 - Sewer Expenses

ACCOUNT#	DESCRIPTION	BUDGET	Qtr 1 Totals	Qtr 2 Totals	Jan '12	Feb '12	Mar '12	Year to Date	Percentage YTD
03-5-07-50010	Labor-Enviromental Control	213,570	42,577	52,019	14,660	14,096	13,262	136,614	63.97%
03-5-07-50011	Labor Credit	0	0	(302)	0	0	0	(302)	
03-5-07-50013	Benefits-Fica	16,340	3,364	4,105	1,147	1,103	1,039	10,757	65.83%
03-5-07-50014	Benefits-Life Insurance	1,400	254	254	85	85	85	763	54.50%
03-5-07-50016	Benefits-Health\Defrd Comp	37,020	10,118	10,827	3,458	3,458	3,458	31,319	84.60%
03-5-07-50017	Benefits-Disability Insurance	2,565	737	865	222	216	208	2,248	87.63%
03-5-07-50019	Benefits-Workers Compensation	11,320	2,000	4,396	1,070	(971)	969	7,464	65.94%
03-5-07-50021	Benefits-PERS	14,950	2,483	3,044	870	870	772	8,038	53.77%
03-5-07-50022	Benefits-PERS Employer	28,855	4,806	5,875	1,679	1,679	1,489	15,528	53.81%
03-5-07-50023	Benefits-Uniforms	1,170	354	337	105	104	136	1,036	88.53%
03-5-07-50024	Benefits-Vacation & Sick Pay	6,000	0	0	0	0	0	0	0.00%
03-5-07-50025	Benefits-Boot Allowance	585	300	0	0	0	0	300	51.28%
03-5-07-51003	R&M - Structures	320,000	76,469	64,254	29,963	24,731	27,535	222,952	69.67%
03-5-07-51140	General Supplies & Expenses	1,000	0	709	1,074	248	0	2,030	203.01%
03-5-07-51241	Lift Station #1	70,000	15,271	16,987	18,456	2,824	2,500	56,037	80.05%
03-5-07-51242	Lift Station #2	12,000	1,731	3,161	734	718	746	7,090	59.08%
03-5-07-51243	Lift Station #3	7,500	651	497	394	0	375	1,917	25.56%
03-5-07-51244	Lift Station #4	20,000	1,324	4,031	1,020	1,006	1,036	8,417	42.09%
03-5-07-51245	Lift Station #5	5,000	193	262	74	83	77	690	13.79%
03-5-07-51248	Lift Station #8	3,000	100	140	41	45	42	369	12.30%
03-5-07-54109	Professional Fees	50,000	0	26,568	7,484	4,140	1,554	39,747	79.49%
03-5-07-54110	Laboratory Services	2,500	0	0	358	0	0	358	14.32%
	ENVIRONMENTAL CONTROL TOTAL	824,775	162,731	198,029	82,893	54,435	55,283	553,371	67.09%
03-5-40-57002	Asset Acq. - Treatment		0	0	0	0	0	0	
03-5-40-57006	Asset Acq. - Administration		0	0	0	0	0	0	
03-5-40-57007	Asset Acq. - Environmental Control		0	58,829	0	0	0	58,829	
			0	0		0	0		
03-5-40-57009	Plant Support (03-13105 Sari Line)	19,710	0	0	0	0	0	0	0.00%
03-5-40-57202	Debt Service - Principal	1,909,500	1,907,783	0	0	0	0	1,907,783	99.91%
03-5-40-57403	Debt Service - Interest	1,017,040	1,015,886	0	0	0	0	1,015,886	99.89%
	Debt & Capital Outlay	2,946,250	2,923,669	58,829	0	0	0	2,982,497	101.23%
	TOTAL SEWER EXPENSES	10,908,600	4,718,691	2,181,201	604,271	689,349	487,868	8,681,380	79.58%

FY 2012 - Recycled WaterExpenses

ACCOUNT#	Description	BUDGET	Qtr 1 Totals	Qtr 2 Totals	Jan '12	Feb '12	Mar '12	Year to Date	Percentage YTD
04-5-06-50010	Labor-Recycled Water	76,900	0	0	0	0	0	0	0.00%
04-5-06-50012	Director Fees	2,500	0	0	0	0	0	0	0.00%
04-5-06-50013	Benefits-FICA	6,655	0	0	0	0	0	0	0.00%
04-5-06-50014	Benefits-Life Insurance	440	0	0	0	0	0	0	0.00%
04-5-06-50016	Benefits-Health & Def Comp	8,890	1,110	1,111	370	370	370	3,332	37.48%
04-5-06-50017	Benefits-Disability Insurance	1,085	0	0	0	0	0	0	0.00%
04-5-06-50019	Benefits-Workers Compensation	4,610	0	0	0	0	0	0	0.00%
04-5-06-50021	Benefits-PERS Employee	6,090	0	0	0	0	0	0	0.00%
04-5-06-50022	Benefits-PERS Employer	9,250	0	0	0	0	0	0	0.00%
04-5-06-50023	Benefits-Uniforms	360	0	0	0	0	0	0	0.00%
04-5-06-50024	Benefits-Vacation & Sick Pay	1,250	0	0	0	0	0	0	0.00%
04-5-06-50025	Benefits-Boots	150	0	0	0	0	0	0	0.00%
04-5-06-51003	R & M-Structures	25,000	500	7,046	0	0	0	7,546	30.18%
04-5-06-51020	R & M-Pipelines	5,000	0	0	0	0	0	0	0.00%
04-5-06-51021	R & M-Service Lines	5,000	0	0	0	0	0	0	0.00%
04-5-06-51022	R & M-Fire Hydrants	1,000	0	0	0	0	0	0	0.00%
04-5-06-51030	R & M-Meters	500	0	0	0	0	0	0	0.00%
04-5-06-51140	General Supplies & Expenses	250	0	0	0	0	0	0	0.00%
04-5-06-54002	Dues & Subscriptions	750	0	0	748	0	0	748	99.67%
04-5-06-54005	Computer Expense	1,000	1,167	1,711	0	0	0	2,878	287.79%
04-5-06-54011	Printing & Publications	250	0	0	0	0	0	0	0.00%
04-5-06-54012	Education & Training	2,500	0	2,620	0	240	0	2,860	114.39%
04-5-06-54014	Public Relations	5,000	1,101	984	0	0	0	2,085	41.71%
04-5-06-54016	Travel Related Expenses	1,500	0	664	0	343	0	1,007	67.14%
04-5-06-54017	Certifications & Renewals	250	0	0	0	0	0	0	0.00%
04-5-06-54019	Licenses & Permits	2,500	0	0	1,323	0	0	1,323	52.92%
04-5-06-54020	Meeting Related Expenses	500	0	309	35	0	0	344	68.88%
04-5-06-54025	Telephone	500	169	169	56	56	0	449	89.88%
04-5-06-54010	Contractural Services	1,750	0	0	1,803	482	0	2,285	130.57%
04-5-06-54107	Legal	2,000	0	0	0	0	0	0	0.00%
04-5-06-54109	Professional Fees	10,000	1,813	6,355	6,209	0	0	14,377	143.77%
04-5-06-54110	Laboratory Services	1,000	0	0	0	0	0	0	0.00%
04-5-06-55500	Depreciation	7,900	1,986	1,986	662	662	662	5,958	75.42%
	Infrastructure Replacement	52,920	13,230	13,230	4,410	4,410	4,410	39,690	75.00%
04-5-06-57030	Regulatory Compliance	20,000	0	0	0	0	0	0	0.00%
	TOTAL RECYCLED WATER EXPENSES	265,250	21,077	36,185	15,616	6,562	5,442	84,882	32.00%