



# Yucaipa Valley Water District

12770 Second Street, Yucaipa, California 92399 Phone: (909) 797-5117

---

## Notice and Agenda of a Regular Meeting of the Board of Directors

Wednesday, November 21, 2012 at 6:00 p.m.

---

- I. CALL TO ORDER - Pledge of Allegiance
- II. ROLL CALL
- III. PUBLIC COMMENTS - At this time, members of the public may address the Board of Directors on matters within its jurisdiction. To provide comments on specific agenda items, please complete a speaker's request form and provide the completed form to the Board Secretary prior to the board meeting.
- IV. CONSENT CALENDAR - All matters listed under the Consent Calendar are considered by the Board of Directors to be routine and will be enacted in one motion. There will be no discussion of these items prior to the time the board considers the motion unless members of the board, the administrative staff, or the public request specific items to be discussed and/or removed from the Consent Calendar. The General Manager recommends approval of the following:
  - A. Minutes of Meetings
    - 1. Regular Board Meeting - November 7, 2012
    - 2. Board Workshop - November 13, 2012
  - B. Payment of Bills
    - 1. Approve/Ratify Invoices of Board Awarded Contracts
    - 2. Ratify General Expenses for October 2012
- V. BOARD REPORTS
  - A. Association of the San Bernardino County Special Districts - November 19, 2012
  - B. Reports by Board Members
- VI. STAFF REPORT
- VII. DISCUSSION ITEMS
  - A. Unaudited Financial Report for the Period Ending October 31, 2012 [[Director Memorandum No. 12-103 - Page 22 of 67](#)]
    - RECOMMENDED ACTION: That the Board receives and files the unaudited financial report as presented.

---

Any person with a disability who requires accommodation in order to participate in this meeting should telephone Chelsie Fogus at (909) 797-5118 at least 48 hours prior to the meeting in order to make a request for a disability-related modification or accommodation.

Materials related to an item on this agenda submitted to the Board of Directors after distribution of the board meeting packet are available for public inspection during normal business hours at the District office located at 12770 Second Street, Yucaipa. Meeting material may also be available on the District's website at [www.yvwd.dst.ca.us](http://www.yvwd.dst.ca.us)

- B. Adoption of Resolution No. 2012-16 Declaring Certain Property and Equipment Surplus to the Needs of the Yucaipa Valley Water District [[Director Memorandum No. 12-104 - Page 51 of 67](#)]  
 RECOMMENDED ACTION: That the Board adopts Resolution No. 2012-16.
- C. Authorization to Solicit Bids for the Western Regional Interceptor Project - Phase II [[Director Memorandum No. 12-105 - Page 53 of 67](#)]  
 RECOMMENDED ACTION: That the Board authorizes the District staff to solicit bids for the construction of the Western Regional Interceptor Project - Phase II.
- D. Denial of Claim Related to Damages at 1222 Second Place, Calimesa as a Result of Construction Work [[Director Memorandum No. 12-106 - Page 54 of 67](#)]  
 RECOMMENDED ACTION: That the Board denies the claim for damages at property located at 1222 Second Place, Calimesa
- E. Denial of Claim Related to Water Damages at 35152 Beech Avenue, Yucaipa as a Result of a Water Main Break - Haggerty [[Director Memorandum No. 12-107 - Page 57 of 67](#)]  
 RECOMMENDED ACTION: That the Board denies the claim for damages at property located at 35152 Beech Avenue, Yucaipa.
- F. Contributed Funds Agreement No. R13CF35005 Between Yucaipa Valley Water District and the Bureau of Reclamation, Department of the Interior Related to the Yucaipa Valley Regional Brineline Project, Phases I, II, and III - Reclamation Agreement No. R10AC35R03 [[Director Memorandum No. 12-108 - Page 62 of 67](#)]

RECOMMENDED ACTION: Pending

VIII. DIRECTORS COMMENTS

IX. CLOSED SESSION

- A. Conference with Legal Counsel - Existing Litigation (Government Code 54956.9[a]) -Santa Ana Sucker Litigation - Bear Valley Mutual Water Company, et al. vs Kenneth L Salazar, et al.; U.S. District Court Case No. 8:11-cv-01263 JVS (ANx)
- B. Conference with Real Property negotiator(s) (Government Code 54956.8)  
 Property: Assessor's Parcel Number: 301-201-29  
 Agency Negotiator: Joseph Zoba, General Manager  
 Negotiating Parties: Palmer General Corporation  
 Under Negotiation: Terms of Payment and Price

X. ANNOUNCEMENTS

- A. November 27, 2012 at 4:00 p.m. - Board Workshop
- B. December 5, 2012 at 6:00 p.m. - Regular Board Meeting
- C. December 11, 2012 at 4:00 p.m. - Board Workshop
- D. December 19, 2012 at 6:00 p.m. - Regular Board Meeting
- E. January 2, 2013 at 6:00 p.m. - Regular Board Meeting
- F. January 8, 2013 at 4:00 p.m. - Board Workshop

XI. ADJOURNMENT

# CONSENT CALENDAR

# MINUTES OF A REGULAR BOARD MEETING

November 7, 2012

Directors Present:

Jay Bogh, President  
Bruce Granlund, Vice President  
Ian Cuthbertson, Director  
Lonni Granlund, Director

Staff Present:

Joseph Zoba, General Manager  
Jack Nelson, Assistant General Manager  
Vicky Elisalda, Controller  
Jennifer Ares, Resource Sustainability Manager  
Brent Anton, Engineering Manager  
Bob Wall, Operations Manager  
John Wrobel, Utility Services Superintendent

Directors Absent:

Hank Wochholz, Director

Consulting Staff Present:

David Wysocki, Legal Counsel

Registered Guests and Others Present:

Bill Hemsley, City of Yucaipa  
John Jeter, San Gorgonio Pass Water Agency  
Ray Morris, San Gorgonio Pass Water Agency  
Bill Dickson, San Gorgonio Pass Water Agency  
Patrick Meyers, Urban Environs  
McCay Major, Rialto Capital  
Tom Harbrecht, Rialto Capital  
Greg Mendez, United States Geological Survey  
Amy Feliz, Customer

The regular meeting of the Board of Directors of the Yucaipa Valley Water District was called to order by Director Jay Bogh at 6:00 p.m. on Wednesday, November 7, 2012 at the Administrative Office Building, 12770 Second Street, Yucaipa, California.

CALL TO ORDER

Director Jay Bogh led the pledge of allegiance.

FLAG SALUTE

The roll was called and Director Jay Bogh, Director Bruce Granlund, Director Ian Cuthbertson, and Director Lonni Granlund were present. Director Hank Wochholz was absent

ROLL CALL

There were no public comments.

PUBLIC COMMENTS

Director Lonni Granlund moved to approve the consent calendar and Director Ian Cuthbertson seconded the motion.

CONSENT CALENDAR

- A. Minutes of Meetings
  - 1. Regular Board Meeting - October 17, 2012
  - 2. Board Workshop - October 30, 2012

The consent calendar was approved by a vote of 4 - 0.

- A. San Bernardino Valley Municipal Water District Advisory Commission on Water Policy - October 18, 2012 - General Manager Joseph Zoba provided a brief overview of the meeting.
- B. City of Yucaipa Economic Development Advisory Committee Meeting - November 1, 2012 - Director Lonni Granlund reported on the status of the recent Oktoberfest and a survey of local development fees.
- C. Reports by Board Members - There were no other reports provided by the members of the Board.

BOARD REPORTS

There was no staff report provided.

STAFF REPORT

DISCUSSION ITEMS:

Following a staff presentation by Engineering Manager Brent Anton, Director Ian Cuthbertson moved and Director Bruce Granlund seconded a motion to file the Notice of Completion and release of the retention amount of \$3,155.75 thirty-five days after the recorded date. The motion was approved by a vote of 4 - 0.

DM 12-094  
NOTICE OF COMPLETION  
FOR THE CONSTRUCTION  
CONTRACT WITH MERLIN  
JOHNSON CONSTRUCTION  
FOR THE SECOND PLACE  
PIPELINE AT HARRUBY  
DRIVE, CALIMESA

Following a staff presentation by General Manager Joseph Zoba, Director Ian Cuthbertson moved and Director Bruce Granlund seconded a motion to adopt the modified version of Resolution No. 2012-14. The motion was approved by a vote of 4 - 0.

DM 12-095  
ADOPTION OF  
RESOLUTION NO. 2012-14  
AUTHORIZING THE  
INITIATION OF  
ANNEXATION  
PROCEEDINGS FOR THE  
JURISDICTIONAL  
BOUNDARY ADJUSTMENT  
RELATED TO PARCEL MAP  
NO. 36093 (ASSESSOR'S  
PARCEL NUMBERS 407-  
220-004, 007, 008, 009,014,  
016, 017 AND 413-270-012,  
013)

Following a staff presentation by Resource Sustainability Manager Jennifer Ares, Director Jay Bogh opened the public hearing. Following the close of the public hearing Director Lonni Granlund moved and Director Ian Cuthbertson seconded a motion to adopt Resolution No. 2012-15. The motion was approved by a vote of 4 - 0.

DM 12-096  
PUBLIC HEARING -  
ADOPTION OF  
RESOLUTION NO. 2012-15  
AMENDING THE 2010 SAN  
BERNARDINO VALLEY

REGIONAL URBAN WATER  
MANAGEMENT PLAN

Following a staff presentation by General Manager Joseph Zoba, Director Lonni Granlund moved and Director Bruce Granlund seconded a motion to authorize a maximum contribution of \$100,000 towards the groundwater investigations in the Yucaipa Basin... The motion was approved by a vote of 4 - 0.

DM 12-097  
AUTHORIZATION TO  
PARTICIPATE WITH THE  
UNITED STATES  
DEPARTMENT OF THE  
INTERIOR, U.S.  
GEOLOGICAL SURVEY  
AND THE SAN  
BERNARDINO VALLEY  
MUNICIPAL WATER  
DISTRICT TO CONDUCT A  
GROUNDWATER  
INVESTIGATION IN THE  
YUCAIPA BASIN

Following a staff presentation by Operations Manager Bob Wall, Director Lonni Granlund moved and Director Ian Cuthbertson seconded a motion to authorize the District staff to solicit bids for the recoating of Reservoir R-13.2. The motion was approved by a vote of 4 - 0.

DM 12-098  
AUTHORIZATION TO  
SOLICIT BIDS FOR THE  
RECOATING OF  
RESERVOIR R-13.2

Following a staff presentation by Operations Manager Bob Wall, Director Ian Cuthbertson moved and Director Lonni Granlund seconded a motion to authorize the issuance of a purchase order to Inland Potable Services for inspection and cleaning services for a sum not to exceed \$52,331. The motion was approved by a vote of 4 - 0.

DM 12-099  
AUTHORIZATION TO  
EXECUTE A SERVICE  
CONTRACT FOR THE  
ANNUAL INSPECTION AND  
CLEANING OF WATER  
STORAGE RESERVOIRS

Following a staff presentation by Utility Services Superintendent John Wrobel, Director Ian Cuthbertson moved and Director Lonni Granlund seconded a motion to purchase of a stationary emergency generator from Johnson Power Systems for a sum not to exceed \$147,750. The motion was approved by a vote of 4 - 0.

DM 12-100  
AUTHORIZATION TO  
PURCHASE A 600 KW  
EMERGENCY GENERATOR  
FOR LIFT STATION NO. 1

Following a staff presentation by General Manager Joseph Zoba and comments from representatives of High Pointe Communities and Rialto Capital, Director Ian Cuthbertson moved and Director Lonni Granlund seconded a motion to approve Development Agreement No. 2012-07. The motion was approved by a vote of 4 - 0.

DM 12-101  
CONSIDERATION OF  
DEVELOPMENT  
AGREEMENT NO. 2012-07  
FOR TRACT NO. 26925,  
CALIMESA WITH  
HIGHPOINTE  
COMMUNITIES  
(HIGHPOINT JPR 308, LLC)

Following a staff presentation by General Manager Joseph Zoba and comments from representatives of High Pointe Communities and Rialto Capital, Director Ian Cuthbertson moved and Director Lonni Granlund seconded a motion to approve Development Agreement No. 2012-06. The motion was approved by a vote of 4 - 0.

DM 12-102  
CONSIDERATION OF  
DEVELOPMENT  
AGREEMENT NO. 2012-06  
FOR TRACT NO. 30386,  
CALIMESA WITH  
HIGHPOINTE  
COMMUNITIES  
(HIGHPOINT JPR 308, LLC)

There were no comments from the board members.

DIRECTOR COMMENTS

There was no closed session.

CLOSED SESSION

Director Jay Bogh directed attention to the announcements located on the board meeting agenda.

ANNOUNCEMENTS

There being no further business, the meeting was adjourned at 6:45 p.m.

Respectfully submitted,

\_\_\_\_\_  
Joseph B. Zoba, Secretary

(Seal)

# MINUTES OF A BOARD WORKSHOP

November 13, 2012 at 4:00 P.M.

Directors Present:

Jay Bogh, President  
Bruce Granlund, Vice President  
Ian Cuthbertson, Director  
Lonni Granlund, Director

Staff Present:

Jack Nelson, Assistant General Manager  
Vicky Elisalda, Controller  
Jennifer Ares, Resource Sustainability Manager  
John Hull, Public Works Manager  
Brent Anton, Engineering Manager  
Bob Wall, Operations Manager  
Kevin King, Operations Manager

Directors Absent:

Hank Wochholz, Director

Consulting Staff Present:

David Wysocki, Legal Counsel

Guests and Others Present:

Richard Sigmund

- I. Call to Order - 4:00 p.m.
- II. Public Comments - Assistant General Manager Jack Nelson recognized the members of the Board of Directors, District staff and members of the public in attendance. Richard Sigmund requested a copy of the draft Development Handbook prior to adoption.
- III. Staff Report - Representatives from the District staff provided comments on the following topics:
  - The administrative phone lines had been out of service due to a software glitch. The phone lines were now back in service.
- IV. Capital Improvement Projects
  - A. Status Report on the Construction of the R-10 Recycled Water Reservoir and Booster Complex [Workshop Memorandum No. 12-195] - Engineering Manager Brent Anton provided an update on the construction of the reservoir and booster facilities.
  - B. Status Report on the Construction of the Crow Street Pipeline Facilities [Workshop Memorandum No. 12-196] - Engineering Manager Brent Anton provided an update on the construction of the recycled water pipeline in Crow Street.
  - C. Status Report on the Construction of the Recycled Water Booster Facility at the Reservoir R-12.1 Complex [Workshop Memorandum No. 12-197] - Engineering Manager Brent Anton provided an update on the construction of the booster facility.
  - D. Status Report on the Construction of the Wochholz Improved Salinity Effluent (WISE) Project [Workshop Memorandum No. 12-198] - Operations Manager Kevin King provided an overview of the reverse osmosis equipment installation at the Wochholz Regional Water Recycling Facility.

- V. Administrative Issues
  - A. Unaudited Financial Report for the Period Ending on October 31, 2012 [Workshop Memorandum No. 12-199] - Controller Vicky Elisalda provided a summary of the unaudited financial report.
  - B. Declaration of Surplus Property Owned by Yucaipa Valley Water District - 400 kW Electrical Generator [Workshop Memorandum No. 12-200] - Assistant General Manager Jack Nelson provided an overview of the proposed surplus property resolution related to the 400 kW generator at Lift Station No. 1.
  - C. Authorization to Solicit Bids for the Western Regional Interceptor Project - Phase II [Workshop Memorandum No. 12-201] - Engineering Manager Brent Anton provided an overview of the Phase II Western Regional Interceptor Project.
  - D. Denial of Claim Related to Damages at 1222 Second Place, Calimesa as a Result of Construction Work [Workshop Memorandum No. 12-202] - Assistant General Manager Jack Nelson provided an overview of the claim for damages.
  - E. Denial of Claim Related to Water Damages at 35152 Beech Avenue, Yucaipa as a Result of a Water Main Break [Workshop Memorandum No. 12-203] - Assistant General Manager Jack Nelson provided an overview of the claim for damages.
- VI. Director Comments - There were no comments from the board members.
- VII. Closed Session
  - A. Conference with Real Property negotiator(s) (Government Code 54956.8)  
Property: Assessor's Parcel Number: 301-201-29  
Agency Negotiator: Joseph Zoba, General Manager  
Negotiating Parties: Palmer General Corporation  
Under Negotiation: Terms of Payment and Price
    - a) There was no closed session conducted.
- VIII. Adjournment - The meeting was adjourned at 4:33 p.m.

Respectfully submitted,

---

Joseph B. Zoba, Secretary

(SEAL)

Board Awarded Contracts  
Consent Calendar Regular Meeting -November 21, 2012

District Awarded Contracts	Director Memorandum	Job or GL No.	Job Cost Breakdown	Awarded Contract Amount	Prior Payments to Date	Pending Invoice Amount	Total Contract Payments	Remaining Contract Amount	Percent Remaining	Encumbered Funds - Remaining Contract Amount			
										General Operating Expenses	Water Division Funds	Sewer Division Funds	Non-Potable Division Funds
Alkulf & Wysocki - FY 2013 Legal Services	--	*-5-06-54107	--	--	\$13,910	\$4,225	\$18,135						
DBB Engineering Prep of the Discharge Permit Appl for WRWRF	10-070	03-5-06-54109		\$44,300	\$30,849	\$0	\$30,849	\$13,451	30%	\$13,451			
Delta Partners \$90,000 per year - Legislative Consult (exp 12/13) W/S	09-007	*-5-06-54109	--	\$90,000	\$67,500	\$7,500	\$75,000	\$15,000	17%	\$15,000			
Doty Bros. Equipment Co.	12-033	04-xxxx		\$1,889,000	\$635,362	\$101,840	\$737,202	\$1,151,798	61%	\$1,151,798			
Dudek & Associates Recycle Water Phase II - Non-Potable & Brine Line Project - Design (EPA)	07-080	65-178	\$415,040	\$2,219,831	\$2,163,045	\$0	\$2,163,045	\$56,786	3%	\$56,786			
TO#1, Amendment #1	07-123		\$34,920										
TO#1, Amendment #2	08-038		\$79,920										
TO#1, Amendment #3	08-088		\$1,267,407										
TO#1, Amendment #4	08-089		\$37,539										
TO#1, Amendment #5	08-070		\$34,865										
TO#1, Amendment #6	09-079		\$50,900										
TO#1, Amendment #7	10-005		\$57,848										
TO#1, Amendment #8	10-007		\$8,840										
TO#1, Amendment #9	10-008		\$4,950										
TO#1, Amendment #10	10-037		\$35,800										
TO#1, Amendment #11	10-038		\$49,760										
TO#1, Amendment #12	10-084		\$24,278										
TO#1, Amendment #13	11-032		\$46,764										
TO#1, Amendment #16	11-083		\$71,000										
TO#1, Amendment #14													
Design of Crow Street Infrastructure	11-073	04-5181		\$70,008	\$69,997	\$0	\$69,997	\$11	0%	\$11			\$11
TO#2, Environmental requirements for SCRAM project	10-064	88-5399		\$3,750	\$3,720	\$0	\$3,720	\$30	1%	\$30			
TO#3 (was TO#1, Amend 15)	11-082	03-7388	\$36,010	\$55,785	\$55,293	\$0	\$55,293	\$492	1%	\$492			\$492
TO#3, Amendment #1	12-010	03-7388	\$19,775										
Biological Monitoring During Brine Line Construction													
TO#4	11-096	03-7388		\$96,864	\$44,168	\$12,020	\$56,188	\$40,676	42%	\$40,676			\$40,676
Biological Monitoring During Brine Line Construction													
Environmental Services for the BCV Non-Potable Water Ext.	11-018	04-9435		\$53,454	\$50,107	\$0	\$50,107	\$3,347	6%	\$3,347			\$3,347
Review & Update local pretreatment limits	09-105	03-5-06-54109		\$30,700	\$24,438	\$0	\$24,438	\$6,263	20%	\$6,263			\$6,263
Geoscience Yucaipa Groundwater Study	12-075	02-5-06-54109		\$52,000	\$0	\$0	\$0	\$52,000	100%	\$52,000			\$52,000
Harper & Associates Engineering Prep of Tech Specs & Const Svcs for the Recoating of R13.2	12-067	65-12832		\$23,000	\$2,628	\$292	\$2,920	\$20,080	87%	\$20,080			\$20,080
Inland Potable Services, Inc. Annual Inspection & Cleaning of Various Facilities	12-099	**5-0*-51003		\$52,331	\$0	\$0	\$0	\$52,331	100%	\$52,331			\$52,331
Johnson Power Systems Purchase emergency generator at Lift Station #1	12-100	03-5-40-57007		\$147,750	\$0	\$0	\$0	\$147,750	100%	\$147,750			\$147,750
Krieger & Stewart TO#5, Design R-13.4 and H-2 Reservoirs for JP Ranch 60% R-13.4 and 40% H-2	05-083	65-180 65-179	\$47,400 \$31,600	\$79,000	\$50,471	\$0	\$50,471	\$28,529	36%	\$28,529			\$28,529
TO#6, Design of the Recycled Water R-10.3 and Booster Facility TO#9, Const Mgmt Svcs related to R-10.3 and Booster Facility	11-036 12-011	04-9945	\$233,500 \$457,700	\$691,200	\$500,954	\$32,984	\$533,937	\$157,263	23%	\$157,263			\$157,263
TO#7, Design of a 24" Recycled Water Pipeline	11-091	04-9435		\$220,800	\$185,708	\$0	\$185,708	\$35,092	16%	\$35,092			\$35,092
TO#8, Design of the Recycled Water 12.1 Booster Pump Station	11-102	04-11107	\$178,000	\$398,400	\$278,872	\$20,031	\$298,902	\$99,498	25%	\$99,498			\$99,498

Board Awarded Contracts  
Consent Calendar Regular Meeting -November 21, 2012

District Awarded Contracts	Director Memorandum	Job or GL No.	Job Cost Breakdown	Awarded Contract Amount	Prior Payments to Date	Pending Invoice Amount	Total Contract Payments	Remaining Contract Amount	Percent Remaining	Encumbered Funds - Remaining Contract Amount					
										General Operating Expenses	Water Division Funds	Sewer Division Funds	Non-Potable Division Funds		
TO#10, Const Mgmt Svcs for Recycled Water 12.1 Booster Station	12-048		\$220,400												
Construction Mgmt Svcs for Non-Potable/Outfall	10-022	04-7386	\$979,100	\$2,371,720	\$211,473	\$0	\$211,473	\$235,939	10%		\$235,939				
Construction Mgmt Svcs for Brineline Phase 3 Plan Review		03-7387			\$1,742,203	\$20,300	\$1,762,503								
TO #2	11-067	03-7388	\$174,620		\$161,805	\$0	\$161,805								
TO#3	11-081		\$1,218,000												
TO#11, Const Mgmt Svcs for Crow Street Pipeline	12-049	04-5181		\$153,900	\$9,844	\$9,849	\$19,693	\$134,207	87%					\$134,207	
TO#12, Design of Sewer Collection Facilities in Western Yucaipa	12-063	03-12357		\$53,900	\$19,164	\$7,268	\$26,432	\$27,468	51%			\$27,468			
Merlin Johnson Construction, Inc. Const of 2nd Place Pipeline at Harnaby Dr., Calimesa	12-091	02-13278		\$63,115	\$0	\$59,959	\$59,959	\$3,156	5%				\$3,156		
One Stop Landscape Supply - FY 2013 Sludge Hauling & Reuse	--	03-5-02-57031	--	--	\$76,766	\$26,697	\$103,463								
Pascal & Ludwig Constructors Construction of WISE Project at WWTP	12-024	03-11718		\$5,003,170	\$3,177,492	\$1,100,417	\$4,277,909	\$725,261	14%			\$725,261			
Platinum Advisors FY 2013 Lobbyist N-T-E per month	09-008	02-5-06-54109	--	--	\$20,000	\$5,000	\$25,000								
FY 2013 Quarterly Filing & Misc. Expenses		02-5-06-54109	--	--	\$250	\$0	\$250								
Qversa Furnish & Install SCADA System Components to the Recycles Water System	12-085	04-13349		\$166,865	\$0	\$0	\$0	\$166,865	100%					\$166,865	
Pro-Craft Construction Construction of WISE Project at WWTP	12-071	04-5181		\$1,064,160	\$0	\$155,185	\$155,185	\$908,975	85%			\$908,975			
W.A. Rasic Construction Construction of Brineline Phase 3	11-080	03-7388	\$9,350,000	\$8,878,529	\$8,878,529	\$0	\$8,878,529	\$0	0%						\$0
CO #1 - Administrative	12-027			\$0											
CO #2 - Decrease in Construction Contract	12-087		(\$471,471)												
RMC Water & Environment TO#10 SRF Assistance	05-125	03-506-54109	\$102,120	\$102,120	\$88,660	\$0	\$88,660	\$13,460	13%				\$13,460		
TO#24, Project Mgmt. Serv related to Recycled Water & Brineline	10-031		\$90,000												
TO#24, Amendment #1	11-110		\$89,860												
TO#24, Amendment #2	12-044		\$149,600												
Brineline Phase 1 & 2/Phase 3 Non-Potable/Outfall		03-7387/03-7388		\$194,800	\$155,153	\$7,081	\$162,234	\$32,566	17%			\$32,566			\$33,164
TO#25, Digester Cleaning & a Solids Process Cond Assess	12-066	88-12830		\$57,730	\$5,705	\$0	\$5,705	\$52,025	90%			\$52,025			
Local Groundwater Assistance Grant Application 50% match by San Bern Valley Muni Water Dist - rec'd \$9,725.00	12-065	02-5-06-54109		\$19,450	\$19,311	\$0	\$19,311	\$139	1%			\$139			
Support Service Contract for the Recycled Water System	12-092	04-506-54109		\$34,925	\$0	\$0	\$0	\$34,925	100%						\$34,925
RSH Construction Construction of the R-10.3 Recycled Water Storage & Booster Complex	12-002	04-9945		\$4,177,087	\$2,822,976	\$624,474	\$3,447,450	\$729,637	17%			\$729,637			
CO #1 - Administrative	12-028			\$0											
San Bernardino Valley Municipal Water District Cost sharing for Yucaipa Groundwater Study by Geoscience Separation Processes, Inc.	12-075			\$52,000	\$0	\$51,090	\$51,090	\$910	2%			\$910			
TO#11, Study of Low Pressure Rev Osmosis Membranes at WRWRF	09-018	88-3971 (exp)	\$150,852	\$150,852	\$148,526	\$0	\$148,526	\$2,326	2%			\$2,326			

Board Awarded Contracts  
Consent Calendar Regular Meeting -November 21, 2012

District Awarded Contracts										Encumbered Funds - Remaining Contract Amount			
Director Memorandum	Job or GL No.	Job Cost Breakdown	Awarded Contract Amount	Prior Payments to Date	Pending Invoice Amount	Total Contract Payments	Remaining Contract Amount	Percent Remaining	General Operating Expenses	Water Division Funds	Sewer Division Funds	Non-Potable Division Funds	Other Funds
TO#12, Design Services for Salinity Concentrate Reductions	88-5398(exp)		\$144,940	\$126,032	\$4,975	\$131,007	\$13,933	10%	\$13,933				
TO#13, Prelim Eng Analysis of Wochoholz Improved Salinity Effluent	88-5398 (exp)	\$32,500	\$389,003	\$378,800	\$0	\$378,800	\$10,203	3%	\$10,203				
TO#13, Amendment #1 CAD Design for WISE project		\$78,132											
TO#13, Amendment #2 CAD Design for WISE project		\$50,000											
TO#13, Amendment #3 CAD Design for WISE project		\$218,371											
TO#14, Amendment #4 Elec Impr for WISE project		\$10,000											
TO#14, Const Mgmt Services for WISE project	03-11718		\$309,383	\$208,334	\$25,913	\$234,247	\$75,136	24%			\$75,136		
State Water Resources Control Board													
Annual Fee for Waste Discharge Requirements - WWTP	--	--	--	\$34,967	\$34,967	\$34,967							
Annual Fee for Waste Discharge Requirements - Dewatering	--	--	--	\$1,943	\$1,943	\$1,943							
Annual Fee for Waste Discharge Requirements-2nd Street				\$1,521	\$1,521	\$1,521							
Vavrinek, Trine, Day & Company (VTD) FY 2012 Auditing Services (add \$8500 for Single Audit)	08-079		\$32,745	\$11,030	\$15,500	\$26,530	\$6,215	19%	\$6,215				
Wildermuth Environmental Inc. Monitoring & documenting the District's max benefit commitments	10-060		\$10,634	\$8,159	\$0	\$8,159	\$2,475	23%	\$2,475				
<b>GRAND TOTALS</b>													
			<b>\$29,783,961</b>	<b>\$22,578,389</b>	<b>\$2,339,903</b>	<b>\$24,918,292</b>	<b>\$5,089,379</b>	--	<b>\$83,355</b>	<b>\$128,476</b>	<b>\$1,337,452</b>	<b>\$3,511,566</b>	<b>\$28,529</b>
									<b>\$83,355</b>		<b>\$4,977,495</b>		<b>\$28,529</b>

Approval of General Expenses October 2012 (Check Register Attached)

## Check Register - October 2012

<u>Check Date</u>	<u>Check Number</u>	<u>Name</u>	<u>Check Amount</u>
10/01/2012	16200	ADS, LLC	2,634.00
10/01/2012	16201	Ameripride Uniform Services	442.35
10/01/2012	16202	Fedex	22.65
10/01/2012	16203	Inland Water Works Supply Co.	172.40
10/01/2012	16204	Kelly Services, Inc.	760.96
10/01/2012	16205	Konica Minolta Business Soluti	556.49
10/01/2012	16206	Leroy's Landscape Services	5,700.00
10/01/2012	16207	NetComp Technologies, Inc.	2,236.12
10/01/2012	16208	SCCI, Inc.	350.00
10/01/2012	16209	SCE Rosemead	255,214.94
10/01/2012	16210	Tattletale Portable Alarm Syst	1,974.00
10/01/2012	16211	George F. Siddle	103.00
10/01/2012	16212	Verizon	1,544.08
10/01/2012	16213	Advance Refrigeration & Ice Sy	352.00
10/01/2012	16214	All American Sewer Tools	3,294.09
10/01/2012	16215	BofA Credit Card	4,493.70
10/01/2012	16216	Brenntag Pacific, Inc	9,071.59
10/01/2012	16217	Calolympic Glove & Safety Co.,	72.56
10/01/2012	16218	Fastenal Company	168.42
10/01/2012	16219	Grainger	97.89
10/01/2012	16220	Alan L. Grubel Automotive Inc.	2,454.80
10/01/2012	16221	Myers & Sons Hi-Way Safety Inc	72.49
10/01/2012	16222	Innerline Engineering	1,450.00
10/01/2012	16223	James John Brothers	6,362.00
10/01/2012	16224	JR Freeman Co. Inc.	132.52
10/01/2012	16225	Merit Oil Company	3,032.10
10/01/2012	16226	Nagem, Inc.	300.00
10/01/2012	16227	Oily's Automotive Service & Re	372.46
10/01/2012	16228	Roquet Paving Inc	9,049.51
10/03/2012	16229	Atkinson, Andelson, Loya, Ruud	2,275.00
10/03/2012	16230	Michael J. O'Day	1,050.00
10/03/2012	16231	WESTPHAL, WESLEY	60.62
10/03/2012	16232	ALTISOURCE SOLUTIONS	31.18
10/03/2012	16233	ALTISOURCE SOLUTONS	20.44
10/03/2012	16234	COLDWELL BANKER	14.08
10/03/2012	16235	AWWA CA-NV (Rancho Cucamonga)	180.00
10/03/2012	16236	Rodd Greene	402.41
10/03/2012	16237	UnitedHealthcare of California	40,132.21
10/03/2012	16238	Standard Insurance Company	2,028.40
10/03/2012	16239	VOID CHECK	0.00
10/03/2012	16240	Western Dental Services, Inc.	212.25
10/03/2012	16241	Robert Hines	402.41
10/03/2012	16242	Kristen Wardlaw	490.41
10/03/2012	16243	Anthem Blue Cross L and H	325.40
10/03/2012	16244	Standard Insurance Company	2,693.10
10/03/2012	16245	Standard Insurance Vision Plan	439.32
10/03/2012	16246	MetLife Small Business Center	251.11
10/03/2012	16247	CalPERS Educational Forum	300.00
10/03/2012	16248	CalPERS Educational Forum	300.00
10/05/2012	16249	PAYROLL CHECK	2,375.65
10/05/2012	16250	PAYROLL CHECK	177.53
10/05/2012	16251	Arnold Lewin	1,292.09
10/05/2012	16252	Ed Slaughter	360.00
10/05/2012	16253	CA-PERS Supplemental Income 45	16,303.80
10/05/2012	16254	Public Employees' Retirement S	26,142.76

## Check Register - October 2012

<u>Check Date</u>	<u>Check Number</u>	<u>Name</u>	<u>Check Amount</u>
10/05/2012	16255	Hong Nelson	125.00
10/05/2012	16256	Katherine Kostelecky	581.00
10/05/2012	16257	IBEW Local 1436	325.00
10/05/2012	16258	Franchise Tax Board	150.00
10/08/2012	16259	Robert Austin	3,349.84
10/08/2012	16260	Michael J. O'Day	1,650.00
10/08/2012	16261	Jeremy Costello	800.00
10/08/2012	16262	Ralph C. Casas	70.00
10/08/2012	16263	Ameripride Uniform Services	449.99
10/08/2012	16264	Best Home Center	19.38
10/08/2012	16265	Burgeson's Heating & Air Cond.	508.00
10/08/2012	16266	CA-ARB/PERP	575.00
10/08/2012	16267	Corelogic, Inc.	300.00
10/08/2012	16268	Coverall North America, Inc.	1,021.00
10/08/2012	16269	Crider Public Relations, Inc.	1,338.75
10/08/2012	16270	First American Data Tree, LLC	50.00
10/08/2012	16271	VOID CHECK	0.00
10/08/2012	16272	House Of Quality, Parts Plus	753.93
10/08/2012	16273	InfoSend, Inc.	4,789.39
10/08/2012	16274	Kelly Services, Inc.	856.08
10/08/2012	16275	Krieger & Stewart	11,718.90
10/08/2012	16276	NAPA Genuine Parts Company	63.02
10/08/2012	16277	NetComp Technologies, Inc.	2,025.00
10/08/2012	16278	SB CNTY-Recorder/County Clerk	319.00
10/08/2012	16279	SB CNTY-Treasurer-Tax	49.04
10/08/2012	16280	South Coast A.Q.M.D.	4,207.34
10/08/2012	16281	Sims Welding & Supply Co., Inc	113.90
10/08/2012	16282	The Counseling Team Internatio	540.00
10/08/2012	16283	The Gas Company	71.13
10/08/2012	16284	Underground Service Alert Of S	138.00
10/08/2012	16285	Water Quality & Treatment Solu	1,624.93
10/08/2012	16286	Yucaipa Disposal, Inc.	1,318.04
10/08/2012	16287	Air & Hose Source, Inc.	136.84
10/08/2012	16288	Auto Care Clinic	925.69
10/08/2012	16289	Edward S Babcock & Sons, Inc.	630.00
10/08/2012	16290	Brenntag Pacific, Inc	5,056.85
10/08/2012	16291	Cal's Auto Repair & Towing	150.00
10/08/2012	16292	Center Electric	1,642.54
10/08/2012	16293	Crown Ace Hardware - Yucaipa	860.56
10/08/2012	16294	DLT Solutions, LLC	592.11
10/08/2012	16295	Environmental Systems Research	25,721.66
10/08/2012	16296	Fastenal Company	887.56
10/08/2012	16297	Fisher Scientific Co.	42.05
10/08/2012	16298	Alan L. Grubel Automotive Inc.	258.10
10/08/2012	16299	Hach Company	282.31
10/08/2012	16300	Harbor Freight Tools	36.58
10/08/2012	16301	Hydrotex Partners, Ltd.	1,921.07
10/08/2012	16302	Inland Water Works Supply Co.	1,344.60
10/08/2012	16303	Innerline Engineering	1,450.00
10/08/2012	16304	JR Freeman Co. Inc.	1,135.15
10/08/2012	16305	Matich Corp	2,070.30
10/08/2012	16306	Merit Oil Company	3,708.54
10/08/2012	16307	Nagem, Inc.	75.00
10/08/2012	16308	Nautilus Environmental, LLC	1,400.00
10/08/2012	16309	NCL Of Wisconsin Inc	921.01

## Check Register - October 2012

<u>Check Date</u>	<u>Check Number</u>	<u>Name</u>	<u>Check Amount</u>
10/08/2012	16310	Oily's Automotive Service & Re	90.00
10/08/2012	16311	P & R Paper Supply Co., Inc.	489.77
10/08/2012	16312	Pro-Pipe & Supply, Inc.	164.25
10/08/2012	16313	Q Versa, LLC	464.30
10/08/2012	16314	R & R Anderson Trucking	1,020.46
10/08/2012	16315	Red Alert Special Couriers	982.14
10/08/2012	16316	Schaner's WasteWater Prod., In	2,555.50
10/08/2012	16317	Smart & Final Stores, LLC	329.20
10/08/2012	16318	Sterling Water Technologies LL	8,932.36
10/08/2012	16319	Test America Laboratories, Inc	2,072.00
10/08/2012	16320	San Gorgonio Pass Water Agency	2,496.72
10/08/2012	16321	Ryan Janisch	280.48
10/08/2012	16322	VOID CHECK	0.00
10/15/2012	16323	1st Enterprise Bank/Retention	31,725.00
10/15/2012	16324	Aklufi & Wysocki	5,590.00
10/15/2012	16325	California Bank & Trust	17,780.63
10/15/2012	16326	Citizens Business Bank	74,019.27
10/15/2012	16327	Delta Partners, LLC	7,500.00
10/15/2012	16328	CA-Dept Of Public Health	12,592.28
10/15/2012	16329	Doty Bros. Equipment Co.	149,388.00
10/15/2012	16330	Dudek & Associates, Inc	11,405.40
10/15/2012	16331	Harper & Associates Eng., Inc.	2,628.00
10/15/2012	16332	Krieger & Stewart	152,395.69
10/15/2012	16333	One Stop Landscape Supply Inc	25,503.00
10/15/2012	16334	Pascal & Ludwig Constructors I	1,406,366.29
10/15/2012	16335	Platinum Advisors, LLC	5,000.00
10/15/2012	16336	RMC Water and Environment	39,588.73
10/15/2012	16337	Canyon Springs Enterprises	602,782.00
10/15/2012	16338	Separation Processes, Inc.	31,212.02
10/15/2012	16339	W.A. Rasic Construction Co., I	160,025.66
10/15/2012	16340	CA-OCP HEALTH SERVICES	60.00
10/15/2012	16341	California Water Environment A	280.00
10/15/2012	16342	Ameripride Uniform Services	213.83
10/15/2012	16343	AT&T Mobility	2,016.84
10/15/2012	16344	Bay Alarm Company	2,450.00
10/15/2012	16345	Central Communications	220.95
10/15/2012	16346	Incode Division-Tyler Technolo	795.29
10/15/2012	16347	Kelly Services, Inc.	903.64
10/15/2012	16348	Riverside County Treasurer	214.26
10/15/2012	16349	Verizon	1,122.36
10/15/2012	16350	Ampak Chemicals, Inc.	7,163.22
10/15/2012	16351	Atlanta Fixture & Sales Co., I	1,360.90
10/15/2012	16352	Cemex Inc. USA	1,060.20
10/15/2012	16353	Victor James Valenti	3,373.75
10/15/2012	16354	DC Frost Associates, Inc.	7,169.13
10/15/2012	16355	Dinosaur Tire Inc.	11.50
10/15/2012	16356	Grainger	4,295.54
10/15/2012	16357	Graybar Electric Co., Inc.	96.23
10/15/2012	16358	Inland Water Works Supply Co.	592.80
10/15/2012	16359	JR Freeman Co. Inc.	806.97
10/15/2012	16360	Merit Oil Company	2,262.03
10/15/2012	16361	Optics Planet, Inc.	279.98
10/15/2012	16362	Pro-Pipe & Supply, Inc.	104.50
10/15/2012	16363	Q Versa, LLC	8,796.61
10/15/2012	16364	Siemens Industry, Inc.	1,165.48

## Check Register - October 2012

<u>Check Date</u>	<u>Check Number</u>	<u>Name</u>	<u>Check Amount</u>
10/15/2012	16365	Test America Laboratories, Inc	340.00
10/15/2012	16366	United Rentals Northwest, Inc.	13,301.74
10/15/2012	16367	HD Supply Facilities Maintenanc	104.35
10/15/2012	16368	Southern California Edison	767.09
10/15/2012	16369	34967 Yucaipa Blvd., L.P.	1,386.27
10/15/2012	16370	34967 Yucaipa Blvd., L.P.	933.79
10/15/2012	16371	34967 Yucaipa Blvd., L.P.	382.76
10/17/2012	16372	AMERICAN ASPHALT	1,467.80
10/17/2012	16373	KRUG, SUSAN	218.57
10/17/2012	16374	HORSPPOOL, AMBER	102.10
10/19/2012	16375	PAYROLL CHECK	1,944.32
10/19/2012	16376	CA-PERS Supplemental Income 45	11,563.51
10/19/2012	16377	Public Employees' Retirement S	29,337.90
10/19/2012	16378	Hong Nelson	125.00
10/19/2012	16379	Katherine Kostelecky	581.00
10/19/2012	16380	Franchise Tax Board	150.00
10/19/2012	16381	Jennifer Ares	53.74
10/19/2012	16382	Renaissance Esmeralda	291.31
10/22/2012	16383	Ameripride Uniform Services	702.95
10/22/2012	16384	Fedex	45.07
10/22/2012	16385	InfoSend, Inc.	3,227.43
10/22/2012	16386	Kelly Services, Inc.	856.08
10/22/2012	16387	NAPA Genuine Parts Company	50.09
10/22/2012	16388	NetComp Technologies, Inc.	3,195.00
10/22/2012	16389	SCE Rosemead	26.59
10/22/2012	16390	Troy Alarm, Inc.	67.00
10/22/2012	16391	Jerry R. Wilcox	1,834.98
10/22/2012	16392	BofA Credit Card	346.31
10/22/2012	16393	Bernell Hydraulics, Inc.	92.37
10/22/2012	16394	Brenntag Pacific, Inc	8,539.28
10/22/2012	16395	Case Dealer Holding Co., LLC	112.23
10/22/2012	16396	CHJ Consultants	12,424.28
10/22/2012	16397	Clinical Laboratory of San Ber	1,790.00
10/22/2012	16398	G&G Environmental Compliance, I	4,197.12
10/22/2012	16399	Alan L. Grubel Automotive Inc.	834.67
10/22/2012	16400	Hach Company	495.91
10/22/2012	16401	Inland Water Works Supply Co.	1,562.36
10/22/2012	16402	James John Brothers	6,066.25
10/22/2012	16403	Johnson Machinery Co.	565.75
10/22/2012	16404	Leja Surveying Corp.	3,700.00
10/22/2012	16405	Leroy's Landscape Services	1,186.50
10/22/2012	16406	Merit Oil Company	4,507.49
10/22/2012	16407	Nagem, Inc.	225.00
10/22/2012	16408	NCL Of Wisconsin Inc	150.21
10/22/2012	16409	Oily's Automotive Service & Re	100.00
10/22/2012	16410	Polydyne Inc.	8,549.96
10/22/2012	16411	Pro-Pipe & Supply, Inc.	73.03
10/22/2012	16412	Red Alert Special Couriers	1,297.31
10/22/2012	16413	Schaner's WasteWater Prod., In	2,558.33
10/22/2012	16414	Sims Welding & Supply Co., Inc	247.23
10/22/2012	16415	Steven Enterprises, Inc	1,012.08
10/22/2012	16416	Tom Malloy Corp.	140.00
10/22/2012	16417	Westech Engineering	2,703.90
10/22/2012	16418	BofA Credit Card	241.91
10/22/2012	16419	Joseph Zoba	90.60

## Check Register - October 2012

<u>Check Date</u>	<u>Check Number</u>	<u>Name</u>	<u>Check Amount</u>
10/29/2012	16420	Atkinson, Andelson, Loya, Ruud	3,087.85
10/29/2012	16421	American Water Works Assoc.	238.00
10/29/2012	16422	Water Environment Federation	228.00
10/29/2012	16423	California Special Districts A	4,925.00
10/29/2012	16424	Matthew Flordelis	100.00
10/29/2012	16425	ADS, LLC	2,634.00
10/29/2012	16426	Ralph C. Casas	63.00
10/29/2012	16427	Ameripride Uniform Services	756.82
10/29/2012	16428	Fedex	21.38
10/29/2012	16429	Kelly Services, Inc.	856.08
10/29/2012	16430	Konica Minolta Business Soluti	590.35
10/29/2012	16431	LUZ Investment Corp.	160.00
10/29/2012	16432	Michael J. Elderman	404.06
10/29/2012	16433	Resource Trends, Inc.	2,000.00
10/29/2012	16434	SCCI, Inc.	350.00
10/29/2012	16435	SCE Rosemead	223,981.86
10/29/2012	16436	The Gas Company	54.86
10/29/2012	16437	Verizon	1,149.90
10/29/2012	16438	Ampak Chemicals, Inc.	4,585.19
10/29/2012	16439	Auto Care Clinic	184.43
10/29/2012	16440	Brenntag Pacific, Inc	5,009.16
10/29/2012	16441	David Sunden	765.87
10/29/2012	16442	Environmental Systems Research	26,932.31
10/29/2012	16443	Fisher Scientific Co.	234.87
10/29/2012	16444	Alan L. Grubel Automotive Inc.	1,349.54
10/29/2012	16445	HD Supply Waterworks, Ltd.	8,171.90
10/29/2012	16446	Inland Water Works Supply Co.	1,698.27
10/29/2012	16447	Innerline Engineering	4,350.00
10/29/2012	16448	James John Brothers	12,350.00
10/29/2012	16449	JR Freeman Co. Inc.	125.31
10/29/2012	16450	MBC Applied Environmental Scie	1,250.00
10/29/2012	16451	Merit Oil Company	3,593.40
10/29/2012	16452	Nagem, Inc.	1,162.50
10/29/2012	16453	Nalco Company	5,164.50
10/29/2012	16454	Pro-Pipe & Supply, Inc.	172.96
10/29/2012	16455	Redlands-Yucaipa Rentals Inc.	231.84
10/29/2012	16456	Laura Valdivieso	135.00
10/29/2012	16457	Steven Enterprises, Inc	312.86
10/29/2012	16458	Test America Laboratories, Inc	1,638.00
10/29/2012	16459	Tri County Pump Company	6,914.75
10/29/2012	16460	American Family Life Assurance	2,415.24
10/29/2012	16461	YVWD-Petty Cash	214.85
10/29/2012	16462	SeaBright Insurance Company	13,303.00
10/29/2012	16463	CA-OCP HEALTH SERVICES	90.00
10/29/2012	16464	House of Quality, Parts Plus	2,754.99
<b>October 2012 Check Register Total</b>			<b>3,787,670.05</b>

# BOARD REPORTS

ASBCSD  
P.O. Box 205  
Montclair, CA  
91763

P 760-985-2787

President:  
Kathy Tiegs

Vice President:  
Steve Copelan

Director:  
Kimberly Cox


Director:  
Earl Tillman

Director:  
Sarann Graham

Director:  
Hank Stoy

Director:  
Geoffrey Goss

Administrative  
Secretary:  
Cheryl Vermette



Mojave Water Agency will be hosting the **November 19, 2012** Membership Meeting at:

**Green Tree Golf Course Clubhouse**  
**14144 Green Tree Blvd., Victorville, CA 92395**

The social hour will begin at 6:00 PM with a call to order at 6:45 PM.



**MEMBER CHALLENGE:**

Bring someone new! Bring a Board Member, employee or someone from another Special District to the meeting!

**Menu:**

BBQ Chicken, BBQ Tri Tip, Potato Salad, BBQ Beans, Southwestern Corn Rolls & Butter, Desert: Apple or Peach Cobbler. Served with coffee, ice tea, or water.

**Program:**

Richard Atwater, Executive Director Southern California Water Committee (SCWC) will present: **“Bay-Delta Conservation Plan.”** The presentation will consist of an update of the BDCP, including economic benefits and financial costs to San Bernardino County.

**Cost:**

\$31 per person

**RSVP:**

By November 8 at 12:00 noon to Gloria at (760) 946-7001 or email:  
[ggolike@MojaveWater.org](mailto:ggolike@MojaveWater.org)

**Make checks payable to ASBCSD and send to:**

Attention: Cheryl Vermette  
PO BOX 205  
Montclair, CA 91763

District/Associate Attendee: \_\_\_\_\_  
\_\_\_\_\_  
\_\_\_\_\_

**Reminder: There is a \$2 surcharge for reservations made after the deadline date, as well as for coming to dinner with no reservations. You will also be billed for the dinner if your cancellation is not received prior to the deadline.**



# STAFF REPORT

# DISCUSSION ITEMS



## Director Memorandum 12-103

**Date:** November 21, 2012

**Prepared By:** Vicky Elisalda, Controller  
Peggy Little, Administrative Supervisor

**Subject:** Unaudited Financial Report for the Period Ending on October 31, 2012

**Recommendation:** That the Board receives and files the unaudited financial report as presented.

---

The following unaudited financial report has been prepared by the Administrative Department for your review. The report has been divided into six sections to clearly disseminate information pertaining to the financial status of the District. Please remember that the following financial information has not been audited.

### Cash Fund Balance Report

The Cash Fund Balance Report provides a summary of how the total amount of funds maintained by financial institutions is distributed throughout the enterprise and non-enterprise funds of the District. A summary of the report is as follows:

<b>Fund Source</b>	<b>Operating Funds</b>	<b>Restricted Funds</b>	<b>Total Funds</b>
Water Division	\$202,793.49	\$7,049,356.73	\$7,252,150.22
Sewer Division	(\$2,580,650.68)	\$7,657,225.91	\$5,076,575.23
Recycled Water Division	<u>(\$4,329,462.01)</u>	<u>\$757,366.72</u>	<u>(\$3,572,095.29)</u>
<b>Total</b>	<b>(\$6,707,319.20)</b>	<b>\$15,463,949.36</b>	<b>\$8,756,630.16</b>

Most of the funds reflected in the Cash Fund Balance Report are designated for specific purposes and are therefore restricted, either by law or by District policy.

### Check Register

The check register lists each check processed during the month of October 2012. The District processed 265 checks during the month of October for a total sum of \$3,787,670.05. All checks are reviewed by District staff for accuracy and completeness, and usually signed by the General Manager and one Director, but may be signed by two Directors.

The Controller will make any check, invoice or supporting documentation available for review to any board member upon request.

### Financial Account Information

The District currently deposits all revenue received into the Deposit Checking account. The General Checking account is used as a sole processing account for all District checks and electronic payroll. The Investment Checking account is used for the purchase and redemption of US treasury notes and bills and for the transfer of LAIF funds. The US treasury notes and bills are booked at cost.

The LAIF investment account is a pooled money account administered by the State of California. Additional information on the LAIF account is provided below in the investment summary report.

### Investment Summary

The investment summary report illustrates the District's investments in US treasury notes and bills in addition to the investments held by the Local Agency Investment Fund or LAIF. The yields for the treasury notes and bills are provided for each individual transaction. The historical annual yield for funds invested with LAIF is also provided.

Separate pooled money investment reports prepared by the State of California are maintained by the District and available for review.

### Monthly Revenue Allocation

During the month of October 2012 the District received a sum total of \$2,230,807.92 in revenues from the following categories:

- A total of \$2,062,309.32 was received from 15,571 customers for utility bill payments. This is the total amount of utility bill payments received from water, sewer and recycled services.
- A total of \$5,624.50 was received for construction meter deposits, customer deposits and internet fee payments.
- A total of \$14,337.10 was received from miscellaneous water related activities (other than utility bill charges).
- A total of \$148,537.00 was received from miscellaneous sewer related activities (other than utility bill charges). This includes Brineline SRF Draw #7, in the amount of \$147,109, received on October 12<sup>th</sup>.
- A total of \$0.00 was received from miscellaneous recycled related activities (other than utility bill charges).
- The District received EPA Draw #23 in the amount of \$834,060.07 on October 4<sup>th</sup>.

### Fiscal Year 2013 Budget Status

The revenue and expense budget status for the 2013 Fiscal Year is provided for your review.

**Summary of Revenue Budget  
As of October 31, 2012 (29% of Budget Cycle)**

<u>Division</u>	<u>Budget Amount</u>	<u>Current Month</u>	<u>Year-To-Date</u>	<u>Percentage</u>
Water	12,302,000	982,937	3,590,829	29.19%
Sewer	10,717,500	900,893	2,970,032	27.71%
Recycled Water	350,575	42,034	158,218	45.13%
<b>District Revenue</b>	<b>23,370,075</b>	<b>1,925,864</b>	<b>6,719,079</b>	<b>28.75%</b>

**Summary of Water Budget  
As of October 31, 2012 (29% of Budget Cycle)**

<u>Department</u>	<u>Budget Amount</u>	<u>Current Month</u>	<u>Year-To-Date</u>	<u>Percentage</u>
Water Resources	4,484,685	387,055	1,546,218	34.48%
Public works	2,184,940	144,531	576,184	26.37%
Administration	2,621,350	179,420	794,493	30.31%
Long Term Debt	2,931,025	0	1,952,563	66.62%
Asset Acquisition	80,000	13,302	13,302	16.63%
<b>TOTAL</b>	<b>12,302,000</b>	<b>724,308</b>	<b>4,882,760</b>	<b>39.69%</b>

**Summary of Sewer Budget  
As of October 31, 2012 (29% of Budget Cycle)**

<u>Department</u>	<u>Budget Amount</u>	<u>Current Month</u>	<u>Year-To-Date</u>	<u>Percentage</u>
Treatment	3,325,600	223,901	996,956	29.98%
Administration	3,320,320	216,424	931,597	28.06%
Environmental Control	1,127,980	43,417	227,329	20.15%
Long Term Debt	2,923,600	0	2,923,669	100.00%
Asset Acquisition	20,000	0	0	0.00%
<b>TOTAL</b>	<b>10,717,500</b>	<b>483,742</b>	<b>5,079,551</b>	<b>47.39%</b>

**Summary of Recycled Water Budget  
As of October 31, 2012 (29% of Budget Cycle)**

<u>Department</u>	<u>Budget Amount</u>	<u>Current Month</u>	<u>Year-To-Date</u>	<u>Percentage</u>
Administration	350,575	7,679	28,844	8.23%
<b>TOTAL</b>	<b>350,575</b>	<b>7,679</b>	<b>28,844</b>	<b>8.23%</b>
<b>District Expenses</b>	<b>23,370,075</b>	<b>1,215,729</b>	<b>9,991,155</b>	<b>42.75%</b>

### Investment Policy Disclosure

The District is currently compliant with the portfolio of its Investment Policy and State Law.

The District is using Sandy Gage with Merrill Lynch Wealth Management (Bank of America Corporation) for Treasury investments. The District expects to meet its expenditure requirements for the next six months.

### Questions or Comments

If you have any questions about a particular budget account, please do not hesitate to contact the Controller directly. If you need additional information, the members of the Administrative Department would be happy to provide you with any detailed information you may desire.

## Cash Fund Balance Report - October 2012

Water Division	GL#	Balance
Project Fund - Encumbered	02-10215	\$ 720,977.22
ID 1 Construction Funds	02-10216	\$ 293,145.85
ID 2 Construction Funds	02-10217	\$ 80,409.31
Depreciation Reserves	02-10310	\$ 2,690,387.43
Infrastructure Reserves	02-10311	\$ 531,535.00
Sustainability Fund	02-10313	\$ 172,719.56
Rate Stabilization Fund	02-10314	\$ 493,209.14
Imported Water Fund - MUNI	02-10315	\$ (327,619.36)
Imported Water Fund - SGPWA	02-10316	\$ 405,647.91
FCC - Debt Service YVRWFF Phase I	02-10401	\$ 92,542.86
FCC - Future YVRWFF Phase II & III	02-10403	\$ 128,353.19
FCC - Recycled System	02-10410	\$ 198,553.13
FCC - Booster Pumping Plants	02-10411	\$ 216,418.35
FCC - Pipeline Facilities	02-10412	\$ 518,642.15
FCC - Water Storage Reservoirs	02-10413	\$ 834,434.99
Operating Funds:		\$ 202,793.49
<b>Total Water Division</b>		<b>\$ 7,252,150.22</b>

Sewer Division	GL#	Balance
Project Fund - Encumbered	03-10215	\$ 751,424.20
Depreciation Reserves	03-10310	\$ 3,196,790.31
Infrastructure Reserves	03-10311	\$ 1,052,700.00
Rate Stabilization Fund	03-10314	\$ 1,464,394.90
FCC - Debt Service WWTP Expansion & Upgrade	03-10405	\$ 132,303.81
FCC - Future WWTP Expansion	03-10407	\$ 323,721.08
FCC - Sewer Interceptors	03-10415	\$ 161,446.40
FCC - Lift Stations	03-10416	\$ 79,668.63
FCC - Effluent Disposal Facilities	03-10417	\$ 104,437.39
FCC - Salt Mitigation Facilities	03-10418	\$ 390,339.19
Operating Funds:		\$ (2,580,650.68)
<b>Total Wastewater Division</b>		<b>\$ 5,076,575.23</b>

Recycled Water Division	GL#	Balance
Depreciation Reserves	04-10310	\$ 486,588.00
Infrastructure Reserves	04-10311	\$ 69,320.00
FCC - Recycled System	04-10410	\$ 17,150.28
FCC - Booster Pumping Plants	04-10411	\$ 18,454.94
FCC - Pipeline Facilities	04-10412	\$ 91,840.43
FCC - Water Storage Reservoirs	04-10413	\$ 74,013.07
Operating Funds:		\$ (4,329,462.01)
<b>Total Recycled Water Division</b>		<b>\$ (3,572,095.29)</b>

**DISTRICT TOTAL \$ 8,756,630.16**

Future Obligations	Due Date	Amount
2004A Bond Payment - Water Division	02/23/2013	\$ 978,462.50
SBVMWD - Prior years SARI Obligation	06/01/2013	\$ 20,000.00
2004A Bond Payment - Water Division	08/27/2013	\$ 1,952,562.50
SRF Payment - Sewer Division	09/10/2013	\$ 2,923,688.75

## Check Register - October 2012

<u>Check Date</u>	<u>Check Number</u>	<u>Name</u>	<u>Check Amount</u>
10/01/2012	16200	ADS, LLC	2,634.00
10/01/2012	16201	Ameripride Uniform Services	442.35
10/01/2012	16202	Fedex	22.65
10/01/2012	16203	Inland Water Works Supply Co.	172.40
10/01/2012	16204	Kelly Services, Inc.	760.96
10/01/2012	16205	Konica Minolta Business Soluti	556.49
10/01/2012	16206	Leroy's Landscape Services	5,700.00
10/01/2012	16207	NetComp Technologies, Inc.	2,236.12
10/01/2012	16208	SCCI, Inc.	350.00
10/01/2012	16209	SCE Rosemead	255,214.94
10/01/2012	16210	Tattletale Portable Alarm Syst	1,974.00
10/01/2012	16211	George F. Siddle	103.00
10/01/2012	16212	Verizon	1,544.08
10/01/2012	16213	Advance Refrigeration & Ice Sy	352.00
10/01/2012	16214	All American Sewer Tools	3,294.09
10/01/2012	16215	BofA Credit Card	4,493.70
10/01/2012	16216	Brenntag Pacific, Inc	9,071.59
10/01/2012	16217	Calolympic Glove & Safety Co.,	72.56
10/01/2012	16218	Fastenal Company	168.42
10/01/2012	16219	Grainger	97.89
10/01/2012	16220	Alan L. Grubel Automotive Inc.	2,454.80
10/01/2012	16221	Myers & Sons Hi-Way Safety Inc	72.49
10/01/2012	16222	Innerline Engineering	1,450.00
10/01/2012	16223	James John Brothers	6,362.00
10/01/2012	16224	JR Freeman Co. Inc.	132.52
10/01/2012	16225	Merit Oil Company	3,032.10
10/01/2012	16226	Nagem, Inc.	300.00
10/01/2012	16227	Oily's Automotive Service & Re	372.46
10/01/2012	16228	Roquet Paving Inc	9,049.51
10/03/2012	16229	Atkinson, Andelson, Loya, Ruud	2,275.00
10/03/2012	16230	Michael J. O'Day	1,050.00
10/03/2012	16231	WESTPHAL, WESLEY	60.62
10/03/2012	16232	ALTISOURCE SOLUTIONS	31.18
10/03/2012	16233	ALTISOURCE SOLUTONS	20.44
10/03/2012	16234	COLDWELL BANKER	14.08
10/03/2012	16235	AWWA CA-NV (Rancho Cucamonga)	180.00
10/03/2012	16236	Rodd Greene	402.41
10/03/2012	16237	UnitedHealthcare of California	40,132.21
10/03/2012	16238	Standard Insurance Company	2,028.40
10/03/2012	16239	VOID CHECK	0.00
10/03/2012	16240	Western Dental Services, Inc.	212.25
10/03/2012	16241	Robert Hines	402.41
10/03/2012	16242	Kristen Wardlaw	490.41
10/03/2012	16243	Anthem Blue Cross L and H	325.40
10/03/2012	16244	Standard Insurance Company	2,693.10
10/03/2012	16245	Standard Insurance Vision Plan	439.32
10/03/2012	16246	MetLife Small Business Center	251.11
10/03/2012	16247	CalPERS Educational Forum	300.00
10/03/2012	16248	CalPERS Educational Forum	300.00
10/05/2012	16249	PAYROLL CHECK	2,375.65
10/05/2012	16250	PAYROLL CHECK	177.53
10/05/2012	16251	Arnold Lewin	1,292.09
10/05/2012	16252	Ed Slaughter	360.00
10/05/2012	16253	CA-PERS Supplemental Income 45	16,303.80
10/05/2012	16254	Public Employees' Retirement S	26,142.76

## Check Register - October 2012

<u>Check Date</u>	<u>Check Number</u>	<u>Name</u>	<u>Check Amount</u>
10/05/2012	16255	Hong Nelson	125.00
10/05/2012	16256	Katherine Kostelecky	581.00
10/05/2012	16257	IBEW Local 1436	325.00
10/05/2012	16258	Franchise Tax Board	150.00
10/08/2012	16259	Robert Austin	3,349.84
10/08/2012	16260	Michael J. O'Day	1,650.00
10/08/2012	16261	Jeremy Costello	800.00
10/08/2012	16262	Ralph C. Casas	70.00
10/08/2012	16263	Ameripride Uniform Services	449.99
10/08/2012	16264	Best Home Center	19.38
10/08/2012	16265	Burgeson's Heating & Air Cond.	508.00
10/08/2012	16266	CA-ARB/PERP	575.00
10/08/2012	16267	Corelogic, Inc.	300.00
10/08/2012	16268	Coverall North America, Inc.	1,021.00
10/08/2012	16269	Crider Public Relations, Inc.	1,338.75
10/08/2012	16270	First American Data Tree, LLC	50.00
10/08/2012	16271	VOID CHECK	0.00
10/08/2012	16272	House Of Quality, Parts Plus	753.93
10/08/2012	16273	InfoSend, Inc.	4,789.39
10/08/2012	16274	Kelly Services, Inc.	856.08
10/08/2012	16275	Krieger & Stewart	11,718.90
10/08/2012	16276	NAPA Genuine Parts Company	63.02
10/08/2012	16277	NetComp Technologies, Inc.	2,025.00
10/08/2012	16278	SB CNTY-Recorder/County Clerk	319.00
10/08/2012	16279	SB CNTY-Treasurer-Tax	49.04
10/08/2012	16280	South Coast A.Q.M.D.	4,207.34
10/08/2012	16281	Sims Welding & Supply Co., Inc	113.90
10/08/2012	16282	The Counseling Team Internatio	540.00
10/08/2012	16283	The Gas Company	71.13
10/08/2012	16284	Underground Service Alert Of S	138.00
10/08/2012	16285	Water Quality & Treatment Solu	1,624.93
10/08/2012	16286	Yucaipa Disposal, Inc.	1,318.04
10/08/2012	16287	Air & Hose Source, Inc.	136.84
10/08/2012	16288	Auto Care Clinic	925.69
10/08/2012	16289	Edward S Babcock & Sons, Inc.	630.00
10/08/2012	16290	Brenntag Pacific, Inc	5,056.85
10/08/2012	16291	Cal's Auto Repair & Towing	150.00
10/08/2012	16292	Center Electric	1,642.54
10/08/2012	16293	Crown Ace Hardware - Yucaipa	860.56
10/08/2012	16294	DLT Solutions, LLC	592.11
10/08/2012	16295	Environmental Systems Research	25,721.66
10/08/2012	16296	Fastenal Company	887.56
10/08/2012	16297	Fisher Scientific Co.	42.05
10/08/2012	16298	Alan L. Grubel Automotive Inc.	258.10
10/08/2012	16299	Hach Company	282.31
10/08/2012	16300	Harbor Freight Tools	36.58
10/08/2012	16301	Hydrotex Partners, Ltd.	1,921.07
10/08/2012	16302	Inland Water Works Supply Co.	1,344.60
10/08/2012	16303	Innerline Engineering	1,450.00
10/08/2012	16304	JR Freeman Co. Inc.	1,135.15
10/08/2012	16305	Matich Corp	2,070.30
10/08/2012	16306	Merit Oil Company	3,708.54
10/08/2012	16307	Nagem, Inc.	75.00
10/08/2012	16308	Nautilus Environmental, LLC	1,400.00
10/08/2012	16309	NCL Of Wisconsin Inc	921.01

## Check Register - October 2012

<u>Check Date</u>	<u>Check Number</u>	<u>Name</u>	<u>Check Amount</u>
10/08/2012	16310	Oily's Automotive Service & Re	90.00
10/08/2012	16311	P & R Paper Supply Co., Inc.	489.77
10/08/2012	16312	Pro-Pipe & Supply, Inc.	164.25
10/08/2012	16313	Q Versa, LLC	464.30
10/08/2012	16314	R & R Anderson Trucking	1,020.46
10/08/2012	16315	Red Alert Special Couriers	982.14
10/08/2012	16316	Schaner's WasteWater Prod., In	2,555.50
10/08/2012	16317	Smart & Final Stores, LLC	329.20
10/08/2012	16318	Sterling Water Technologies LL	8,932.36
10/08/2012	16319	Test America Laboratories, Inc	2,072.00
10/08/2012	16320	San Gorgonio Pass Water Agency	2,496.72
10/08/2012	16321	Ryan Janisch	280.48
10/08/2012	16322	VOID CHECK	0.00
10/15/2012	16323	1st Enterprise Bank/Retention	31,725.00
10/15/2012	16324	Aklufi & Wysocki	5,590.00
10/15/2012	16325	California Bank & Trust	17,780.63
10/15/2012	16326	Citizens Business Bank	74,019.27
10/15/2012	16327	Delta Partners, LLC	7,500.00
10/15/2012	16328	CA-Dept Of Public Health	12,592.28
10/15/2012	16329	Doty Bros. Equipment Co.	149,388.00
10/15/2012	16330	Dudek & Associates, Inc	11,405.40
10/15/2012	16331	Harper & Associates Eng., Inc.	2,628.00
10/15/2012	16332	Krieger & Stewart	152,395.69
10/15/2012	16333	One Stop Landscape Supply Inc	25,503.00
10/15/2012	16334	Pascal & Ludwig Constructors I	1,406,366.29
10/15/2012	16335	Platinum Advisors, LLC	5,000.00
10/15/2012	16336	RMC Water and Environment	39,588.73
10/15/2012	16337	Canyon Springs Enterprises	602,782.00
10/15/2012	16338	Separation Processes, Inc.	31,212.02
10/15/2012	16339	W.A. Rasic Construction Co., I	160,025.66
10/15/2012	16340	CA-OCP HEALTH SERVICES	60.00
10/15/2012	16341	California Water Environment A	280.00
10/15/2012	16342	Ameripride Uniform Services	213.83
10/15/2012	16343	AT&T Mobility	2,016.84
10/15/2012	16344	Bay Alarm Company	2,450.00
10/15/2012	16345	Central Communications	220.95
10/15/2012	16346	Incode Division-Tyler Technolo	795.29
10/15/2012	16347	Kelly Services, Inc.	903.64
10/15/2012	16348	Riverside County Treasurer	214.26
10/15/2012	16349	Verizon	1,122.36
10/15/2012	16350	Ampak Chemicals, Inc.	7,163.22
10/15/2012	16351	Atlanta Fixture & Sales Co., I	1,360.90
10/15/2012	16352	Cemex Inc. USA	1,060.20
10/15/2012	16353	Victor James Valenti	3,373.75
10/15/2012	16354	DC Frost Associates, Inc.	7,169.13
10/15/2012	16355	Dinosaur Tire Inc.	11.50
10/15/2012	16356	Grainger	4,295.54
10/15/2012	16357	Graybar Electric Co., Inc.	96.23
10/15/2012	16358	Inland Water Works Supply Co.	592.80
10/15/2012	16359	JR Freeman Co. Inc.	806.97
10/15/2012	16360	Merit Oil Company	2,262.03
10/15/2012	16361	Optics Planet, Inc.	279.98
10/15/2012	16362	Pro-Pipe & Supply, Inc.	104.50
10/15/2012	16363	Q Versa, LLC	8,796.61
10/15/2012	16364	Siemens Industry, Inc.	1,165.48

## Check Register - October 2012

<u>Check Date</u>	<u>Check Number</u>	<u>Name</u>	<u>Check Amount</u>
10/15/2012	16365	Test America Laboratories, Inc	340.00
10/15/2012	16366	United Rentals Northwest, Inc.	13,301.74
10/15/2012	16367	HD Supply Facilities Maintenanc	104.35
10/15/2012	16368	Southern California Edison	767.09
10/15/2012	16369	34967 Yucaipa Blvd., L.P.	1,386.27
10/15/2012	16370	34967 Yucaipa Blvd., L.P.	933.79
10/15/2012	16371	34967 Yucaipa Blvd., L.P.	382.76
10/17/2012	16372	AMERICAN ASPHALT	1,467.80
10/17/2012	16373	KRUG, SUSAN	218.57
10/17/2012	16374	HORSPOOL, AMBER	102.10
10/19/2012	16375	PAYROLL CHECK	1,944.32
10/19/2012	16376	CA-PERS Supplemental Income 45	11,563.51
10/19/2012	16377	Public Employees' Retirement S	29,337.90
10/19/2012	16378	Hong Nelson	125.00
10/19/2012	16379	Katherine Kostelecky	581.00
10/19/2012	16380	Franchise Tax Board	150.00
10/19/2012	16381	Jennifer Ares	53.74
10/19/2012	16382	Renaissance Esmeralda	291.31
10/22/2012	16383	Ameripride Uniform Services	702.95
10/22/2012	16384	Fedex	45.07
10/22/2012	16385	InfoSend, Inc.	3,227.43
10/22/2012	16386	Kelly Services, Inc.	856.08
10/22/2012	16387	NAPA Genuine Parts Company	50.09
10/22/2012	16388	NetComp Technologies, Inc.	3,195.00
10/22/2012	16389	SCE Rosemead	26.59
10/22/2012	16390	Troy Alarm, Inc.	67.00
10/22/2012	16391	Jerry R. Wilcox	1,834.98
10/22/2012	16392	BofA Credit Card	346.31
10/22/2012	16393	Bernell Hydraulics, Inc.	92.37
10/22/2012	16394	Brenntag Pacific, Inc	8,539.28
10/22/2012	16395	Case Dealer Holding Co., LLC	112.23
10/22/2012	16396	CHJ Consultants	12,424.28
10/22/2012	16397	Clinical Laboratory of San Ber	1,790.00
10/22/2012	16398	G&G Environmental Compliance, I	4,197.12
10/22/2012	16399	Alan L. Grubel Automotive Inc.	834.67
10/22/2012	16400	Hach Company	495.91
10/22/2012	16401	Inland Water Works Supply Co.	1,562.36
10/22/2012	16402	James John Brothers	6,066.25
10/22/2012	16403	Johnson Machinery Co.	565.75
10/22/2012	16404	Leja Surveying Corp.	3,700.00
10/22/2012	16405	Leroy's Landscape Services	1,186.50
10/22/2012	16406	Merit Oil Company	4,507.49
10/22/2012	16407	Nagem, Inc.	225.00
10/22/2012	16408	NCL Of Wisconsin Inc	150.21
10/22/2012	16409	Oily's Automotive Service & Re	100.00
10/22/2012	16410	Polydyne Inc.	8,549.96
10/22/2012	16411	Pro-Pipe & Supply, Inc.	73.03
10/22/2012	16412	Red Alert Special Couriers	1,297.31
10/22/2012	16413	Schaner's WasteWater Prod., In	2,558.33
10/22/2012	16414	Sims Welding & Supply Co., Inc	247.23
10/22/2012	16415	Steven Enterprises, Inc	1,012.08
10/22/2012	16416	Tom Malloy Corp.	140.00
10/22/2012	16417	Westech Engineering	2,703.90
10/22/2012	16418	BofA Credit Card	241.91
10/22/2012	16419	Joseph Zoba	90.60

## Check Register - October 2012

<u>Check Date</u>	<u>Check Number</u>	<u>Name</u>	<u>Check Amount</u>
10/29/2012	16420	Atkinson, Andelson, Loya, Ruud	3,087.85
10/29/2012	16421	American Water Works Assoc.	238.00
10/29/2012	16422	Water Environment Federation	228.00
10/29/2012	16423	California Special Districts A	4,925.00
10/29/2012	16424	Matthew Flordeis	100.00
10/29/2012	16425	ADS, LLC	2,634.00
10/29/2012	16426	Ralph C. Casas	63.00
10/29/2012	16427	Ameripride Uniform Services	756.82
10/29/2012	16428	Fedex	21.38
10/29/2012	16429	Kelly Services, Inc.	856.08
10/29/2012	16430	Konica Minolta Business Soluti	590.35
10/29/2012	16431	LUZ Investment Corp.	160.00
10/29/2012	16432	Michael J. Elderman	404.06
10/29/2012	16433	Resource Trends, Inc.	2,000.00
10/29/2012	16434	SCCI, Inc.	350.00
10/29/2012	16435	SCE Rosemead	223,981.86
10/29/2012	16436	The Gas Company	54.86
10/29/2012	16437	Verizon	1,149.90
10/29/2012	16438	Ampak Chemicals, Inc.	4,585.19
10/29/2012	16439	Auto Care Clinic	184.43
10/29/2012	16440	Brenntag Pacific, Inc	5,009.16
10/29/2012	16441	David Sunden	765.87
10/29/2012	16442	Environmental Systems Research	26,932.31
10/29/2012	16443	Fisher Scientific Co.	234.87
10/29/2012	16444	Alan L. Grubel Automotive Inc.	1,349.54
10/29/2012	16445	HD Supply Waterworks, Ltd.	8,171.90
10/29/2012	16446	Inland Water Works Supply Co.	1,698.27
10/29/2012	16447	Innerline Engineering	4,350.00
10/29/2012	16448	James John Brothers	12,350.00
10/29/2012	16449	JR Freeman Co. Inc.	125.31
10/29/2012	16450	MBC Applied Environmental Scie	1,250.00
10/29/2012	16451	Merit Oil Company	3,593.40
10/29/2012	16452	Nagem, Inc.	1,162.50
10/29/2012	16453	Nalco Company	5,164.50
10/29/2012	16454	Pro-Pipe & Supply, Inc.	172.96
10/29/2012	16455	Redlands-Yucaipa Rentals Inc.	231.84
10/29/2012	16456	Laura Valdivieso	135.00
10/29/2012	16457	Steven Enterprises, Inc	312.86
10/29/2012	16458	Test America Laboratories, Inc	1,638.00
10/29/2012	16459	Tri County Pump Company	6,914.75
10/29/2012	16460	American Family Life Assurance	2,415.24
10/29/2012	16461	YVWD-Petty Cash	214.85
10/29/2012	16462	SeaBright Insurance Company	13,303.00
10/29/2012	16463	CA-OCP HEALTH SERVICES	90.00
10/29/2012	16464	House of Quality, Parts Plus	2,754.99
<b>October 2012 Check Register Total</b>			<b>3,787,670.05</b>

## Financial Account Information - October 2012

DATE	DESCRIPTION	Deposit Checking	General Checking	Investment Checking	Treasuries at cost	LAIF Invest. Fund	TOTAL ACTIVITY
09/30/2012	bal forward	1,060,627.60	30,000.00	54,538.17	501,064.73	8,146,068.30	9,792,298.80
9/30	rev retained in MM				(423.60)		(423.60)
10/01/2012	Deposit	105,962.34					105,962.34
	Credit Card-9/28	691.80					691.80
	Credit Card-10/1	4,077.90					4,077.90
	Electronic	21,419.63					21,419.63
	Website-10/1	9,168.41					9,168.41
	Website-10/2	565.61					565.61
10/02/2012	Deposit	74,814.68					74,814.68
	ETS Fees	(2,620.09)					(2,620.09)
	ETS Fees	(999.91)					(999.91)
	Credit Card-10/1	207.07					207.07
	Credit Card-10/2	3,961.34					3,961.34
	Credit Card-10/2	130.79					130.79
	Electronic	31,267.13					31,267.13
	Website-10/2	2,715.87					2,715.87
	Website-10/3	195.27					195.27
	Website-10/3	1,530.56					1,530.56
10/03/2012	Deposit	36,867.28					36,867.28
	Deposit-M/C	3,544.89					3,544.89
	Credit Card-10/2	444.93					444.93
	Credit Card-10/3	5,026.53					5,026.53
	Electronic	23,920.10					23,920.10
	Website-10/3	1,190.43					1,190.43
	Website-10/4	506.07					506.07
	ACH pymts	34,680.09					34,680.09
10/05/12-PR	Federal Taxes		(36,016.25)				(36,016.25)
10/05/12-PR	State Taxes		(6,456.27)				(6,456.27)
10/05/12-PR	PR Direct Deposit		(97,318.36)				(97,318.36)
10/05/12-PR	ING 457		(10,009.90)				(10,009.90)
	Ck#16200-16258		(412,628.29)				(412,628.29)
	TRF#1145-AP & PR	(562,429.07)	562,429.07				0.00
10/04/2012	Deposit	55,984.92					55,984.92
	Credit Card-10/3	999.95					999.95
	Credit Card-10/4	2,310.47					2,310.47
	Electronic	14,453.25					14,453.25
	Website-10/4	2,297.26					2,297.26
	Website-10/5	1,869.50					1,869.50
10/05/2012	Deposit	81,517.57					81,517.57
	Credit Card-10/4	906.98					906.98
	Credit Card-10/5	3,434.57					3,434.57
	Electronic	15,951.04					15,951.04
	Website-10/5	1,144.62					1,144.62
	Website-10/6	2,087.76					2,087.76
	Website-10/7	1,130.27					1,130.27
	Website-10/8	499.90					499.90
10/4	EPA Draw #23		834,060.07				834,060.07
10/4	TRF#1146-EPA Draw #23	834,060.07	(834,060.07)				0.00
10/08/2012	Deposit	37,770.82					37,770.82
	Credit Card-10/5	750.05					750.05
	Credit Card-10/8	4,396.60					4,396.60
	Website-10/8	1,810.54					1,810.54
	Website-10/9	341.61					341.61
	Website-10/9	867.47					867.47
10/09/2012	Deposit	53,098.08					53,098.08

## Financial Account Information - October 2012

DATE	DESCRIPTION	Deposit Checking	General Checking	Investment Checking	Treasuries at cost	LAIF Invest. Fund	TOTAL ACTIVITY
09/30/2012	bal forward	1,060,627.60	30,000.00	54,538.17	501,064.73	8,146,068.30	9,792,298.80
	Credit Card-10/8	2,105.55					2,105.55
	Credit Card-10/9	2,204.54					2,204.54
	Electronic	15,955.36					15,955.36
	Website-10/9	19,705.82					19,705.82
	Website-10/10	4,144.20					4,144.20
10/3	Voided Check #16239		700.00				700.00
	Ck#16259-16322		(110,439.47)				(110,439.47)
	<b>TRF#1147-AP</b>	<b>(109,739.47)</b>	<b>109,739.47</b>				<b>0.00</b>
10/10/2012	Deposit	77,560.56					77,560.56
	Credit Card-10/9	1,431.53					1,431.53
	Credit Card-10/10	4,452.31					4,452.31
	Electronic	38,337.48					38,337.48
	Website-10/10	2,355.55					2,355.55
	Website-10/11	721.25					721.25
	ACH pmts	58,726.08					58,726.08
10/11/2012	Deposit	48,379.48					48,379.48
	Credit Card-10/10	1,789.83					1,789.83
	Credit Card-10/11	2,685.96					2,685.96
	Electronic	17,928.64					17,928.64
	Website-10/11	1,824.90					1,824.90
	Website-10/12	1,178.93					1,178.93
10/12/2012	Deposit	48,748.83					48,748.83
	Deposit-M/C	6,979.84					6,979.84
	<b>Deposit - SRF Draw #7</b>	<b>147,109.00</b>					<b>147,109.00</b>
	Credit Card-10/11	403.47					403.47
	Credit Card-10/12	2,092.36					2,092.36
	Electronic	16,003.83					16,003.83
	Website-10/12	587.70					587.70
	Website-10/13	69.42					69.42
	Website-10/13	1,339.91					1,339.91
	Website-10/14	1,232.73					1,232.73
	Website-10/15	547.74					547.74
	Website-10/15	174.97					174.97
10/15/2012	Deposit	106,420.84					106,420.84
	Credit Card-10/12	424.77					424.77
	Credit Card-10/15	3,583.85					3,583.85
	Electronic	23,221.16					23,221.16
	Website-10/15	2,409.04					2,409.04
	Website-10/16	166.64					166.64
	Website-10/16	389.44					389.44
	ACH pmts	51,873.90					51,873.90
	Qtrly Analysis Fee			(6,942.61)			(6,942.61)
	Qtrly LAIF Interest					7,491.64	7,491.64
10/16/2012	Deposit	41,362.54					41,362.54
	Credit Card-10/15	1,337.79					1,337.79
	Credit Card-10/16	4,665.68					4,665.68
	Electronic	25,131.50					25,131.50
	Website-10/16	8,529.74					8,529.74
	Website-10/17	20.36					20.36
	Website-10/17	894.97					894.97

### Financial Account Information - October 2012

DATE	DESCRIPTION	Deposit Checking	General Checking	Investment Checking	Treasuries at cost	LAIF Invest. Fund	TOTAL ACTIVITY
09/30/2012	bal forward	1,060,627.60	30,000.00	54,538.17	501,064.73	8,146,068.30	9,792,298.80
10/17/2012	Deposit	58,235.02					58,235.02
	Credit Card-10/16	789.28					789.28
	Credit Card-10/17	6,852.07					6,852.07
	Electronic	13,874.44					13,874.44
	Website-10/17	2,544.44					2,544.44
	Website-10/18	1,279.02					1,279.02
	TRF#1148-LAIF to Inv Ck			800,000.00		(800,000.00)	0.00
	TRF#1149-Inv Ck to Dep Ck	800,000.00		(800,000.00)			0.00
10/18/2012	Deposit	36,005.39					36,005.39
	Credit Card-10/17	2,369.74					2,369.74
	Credit Card-10/18	1,739.75					1,739.75
	Electronic	10,453.10					10,453.10
	Website-10/18	973.51					973.51
	Website-10/19	303.61					303.61
10/19/12-PR	Federal Taxes		(39,111.94)				(39,111.94)
10/19/12-PR	State Taxes		(7,490.20)				(7,490.20)
10/19/12-PR	PR Direct Deposit		(106,487.75)				(106,487.75)
10/19/12-PR	ING 457		(7,704.94)				(7,704.94)
	Ck#16323-16382		(2,845,369.23)				(2,845,369.23)
10/05/12-PR	ACH Return		800.00				800.00
	Voided Check #16271, 10/8		11.50				11.50
	Voided Check #16322, 10/8		582.61				582.61
	TRF#1150-AP & PR	(3,004,769.95)	3,004,769.95				0.00
10/19/2012	Deposit	37,536.36					37,536.36
	Credit Card-10/18	306.21					306.21
	Credit Card-10/19	1,684.11					1,684.11
	Electronic	18,508.76					18,508.76
	Website-10/19	877.84					877.84
	Website-10/20	115.00					115.00
	Website-10/20	890.21					890.21
	Website-10/21	2,135.39					2,135.39
	Website-10/22	274.64					274.64
	Website-10/22	798.08					798.08
10/22/2012	Deposit	78,007.76					78,007.76
	Credit Card-10/19	1,192.84					1,192.84
	Credit Card-10/22	2,871.33					2,871.33
	Electronic	22,457.39					22,457.39
	Website-10/22	11,727.97					11,727.97
	Website-10/23	273.19					273.19
	Website-10/23	649.68					649.68
	ACH pmts	22,621.62					22,621.62
10/23/2012	Deposit	29,682.74					29,682.74
	Credit Card-10/22	425.56					425.56
	Credit Card-10/23	1,548.02					1,548.02
	Electronic	24,445.30					24,445.30
	Website-10/23	1,273.47					1,273.47
	Website-10/24	153.45					153.45
	Website-10/24	232.94					232.94
10/23	Ck#16383-16419		(73,815.27)				(73,815.27)
10/23	TRF#1151-AP	(73,815.27)	73,815.27				0.00

### Financial Account Information - October 2012

DATE	DESCRIPTION	Deposit Checking	General Checking	Investment Checking	Treasuries at cost	LAIF Invest. Fund	TOTAL ACTIVITY
09/30/2012	bal forward	1,060,627.60	30,000.00	54,538.17	501,064.73	8,146,068.30	9,792,298.80
10/24/2012	Deposit	26,168.22					26,168.22
	Credit Card-10/24	737.67					737.67
	Electronic	8,381.28					8,381.28
	Website-10/24	865.67					865.67
	Website-10/25	136.00					136.00
	Website-10/25	406.08					406.08
10/25/2012	Deposit	22,672.17					22,672.17
	Credit Card-10/24	118.76					118.76
	Credit Card-10/25	1,247.24					1,247.24
	Electronic	5,238.90					5,238.90
	Website-10/25	1,019.87					1,019.87
	Website-10/26	505.34					505.34
	ACH pmts	74,223.05					74,223.05
10/26/2012	Deposit	23,490.15					23,490.15
	Credit Card-10/25	92.27					92.27
	Credit Card-10/26	900.68					900.68
	Electronic	8,227.80					8,227.80
	Website-10/26	708.99					708.99
	Website-10/27	108.56					108.56
	Website-10/27	1,297.91					1,297.91
	Website-10/28	1,171.16					1,171.16
	Website-10/29	88.11					88.11
10/29/2012	Deposit	53,421.14					53,421.14
	Deposit - M/C	7,398.43					7,398.43
	Credit Card-10/26	211.63					211.63
	Credit Card-10/29	1,715.37					1,715.37
	Electronic	8,601.47					8,601.47
	Website-10/29	1,355.14					1,355.14
	Website-10/30	138.79					138.79
	Website-10/30	566.97					566.97
10/30/2012	Deposit	56,324.00					56,324.00
	Credit Card-10/29	378.28					378.28
	Credit Card-10/30	2,029.16					2,029.16
	Electronic	17,740.72					17,740.72
	Website-10/30	1,534.73					1,534.73
	Website-10/31	287.65					287.65
	Ck#16420-16464		(346,711.90)				(346,711.90)
	TRF#1152-AP	(346,711.90)	346,711.90				0.00
10/31/2012	Deposit	39,036.47					39,036.47
	Credit Card-10/30	997.55					997.55
	Credit Card-10/31	5,297.67					5,297.67
	Electronic	13,440.59					13,440.59
	Website-10/31	2,759.80					2,759.80
	Website-11/1	1,287.92					1,287.92
	October '12 NSF's	(1,352.61)					(1,352.61)
10/31	retained in MM				423.60		423.60
	<b>TOTALS</b>	<b>824,409.93</b>	<b>30,000.00</b>	<b>47,595.56</b>	<b>501,064.73</b>	<b>7,353,559.94</b>	<b>8,756,630.16</b>

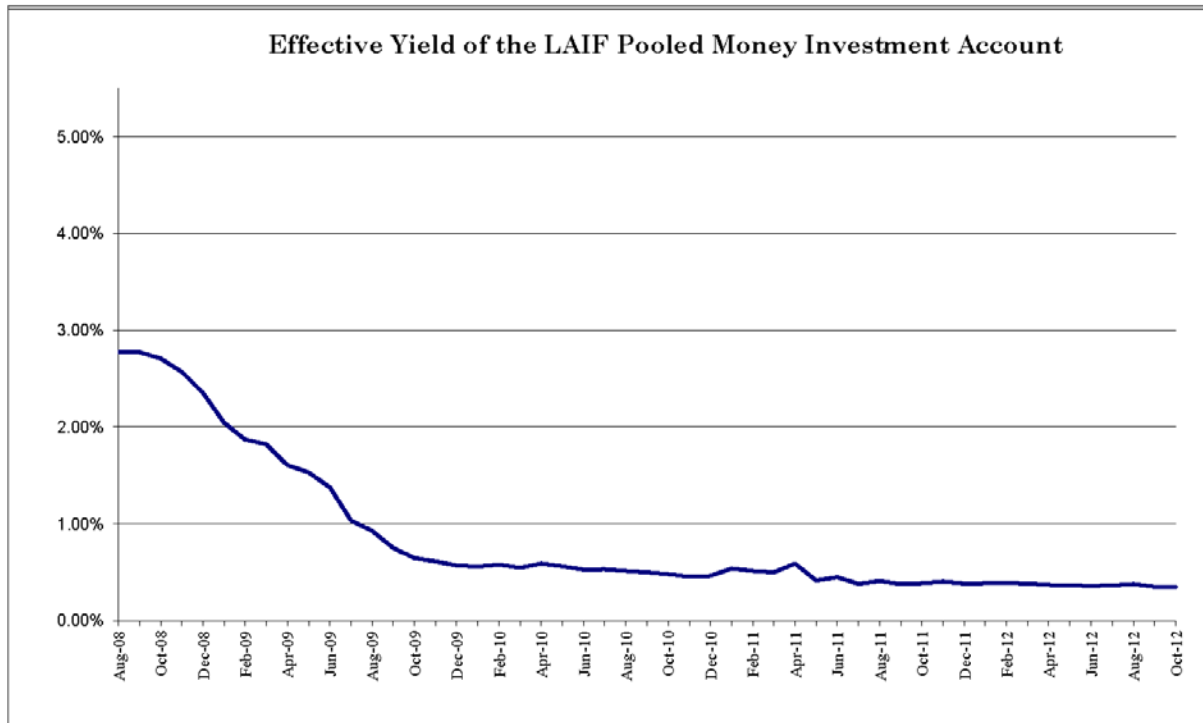
### Investment Summary - October 2012

#### LOCAL AGENCY INVESTMENT FUND

PERIOD	TOTAL WITHDRAWAL AMOUNT	TOTAL DEPOSIT AMOUNT	ACCRUED INTEREST (QUARTERLY)	ENDING BALANCE
July 31, 2012	\$0.00	\$6,000,000.00	\$4,364.83	\$10,846,068.30
August 31, 2012	(\$600,000.00)	\$0.00	\$0.00	\$10,246,068.30
September 30, 2012	(\$2,100,000.00)	\$0.00	\$0.00	\$8,146,068.30
October 31, 2012	(\$800,000.00)	\$0.00	\$7,491.64	\$7,353,559.94
November 30, 2012	\$0.00	\$0.00	\$0.00	\$7,353,559.94
December 31, 2012	\$0.00	\$0.00	\$0.00	\$7,353,559.94
January 31, 2013	\$0.00	\$0.00	\$0.00	\$7,353,559.94
February 28, 2013	\$0.00	\$0.00	\$0.00	\$7,353,559.94
March 31, 2013	\$0.00	\$0.00	\$0.00	\$7,353,559.94
April 30, 2013	\$0.00	\$0.00	\$0.00	\$7,353,559.94
May 31, 2013	\$0.00	\$0.00	\$0.00	\$7,353,559.94
June 30, 2013	\$0.00	\$0.00	\$0.00	\$7,353,559.94

**L.A.I.F. INCOME SUMMARY**

	<u>CURRENT QUARTER</u>	<u>FY YEAR-TO-DATE</u>
<u>INCOME RECEIVED</u>	\$7,491.64	\$11,856.47



## Investment Summary - October 2012

<b>U.S. TREASURIES</b>						
Quantity	Description	Cusip	Maturity Date	Yield	Cost of Purchase	Market Value
501,000	US Treasury Bill	9127956W6	June 27, 2013	0.080%	500,641.13	500,428.86
<b>501,000</b>		<b>Total Values</b>			<b>500,641.13</b>	<b>500,428.86</b>

<b>Money Market Account Activity-Beginning Balance</b>	<b>423.59</b>
September - Dividend/Interest	0.01
<b>Income</b>	<b>0.01</b>
Intra-Bank Transfers to/from Investment Checking	0.00
<b>Fund Transfers</b>	<b>0.00</b>
Cusip Maturity	0.00
<b>Redemptions</b>	<b>0.00</b>
Cusip Purchase	0.00
<b>Purchases</b>	<b>0.00</b>
 <b>Ending Balance - Money Market</b>	 <b>423.60</b>
<b>US Treasury Securities Investment Principal</b>	<b>500,641.13</b>
<b>Total Assets</b>	<b>501,064.73</b>

### Monthly Revenue Allocation - October 2012

DATE	Description	Qty	DEPOSIT CHECKING DEPOSITS	AR Mail & Counter	AR Payment Centers	AR Credit Card	AR Electronic Rapid Pay	AR Web Site	AR ACH Auto Pay	AR TOTAL	AR Water Customer Deposits	Water Allocation	Sewer Allocation	Recycled Allocation	RECAP TOTAL
10/01/2012	Mail & Counter	624	105,962.34	104,462.34						104,462.34	1,500.00				105,962.34
	Credit Cards	34	4,769.70			4,769.70				4,769.70					4,769.70
	Electronic	191	21,419.63				21,419.63			21,419.63					21,419.63
	Website	32	9,734.02					9,678.02		9,678.02	56.00				9,734.02
10/02/2012	Mail & Counter	545	74,814.68	74,814.68						74,814.68					74,814.68
	Credit Cards	30	4,168.41			4,168.41				4,168.41					4,168.41
	Credit Cards	1	130.79			130.79				130.79					130.79
	Electronic	343	31,267.13				31,267.13			31,267.13					31,267.13
	Website - 28 fees	30	4,441.70					4,392.70		4,392.70	49.00				4,441.70
10/03/2012	Mail & Counter	377	36,867.28	35,367.28						35,367.28	1,500.00				36,867.28
	Deposit-M/C		3,544.89							0.00		2,116.89	1,428.00		3,544.89
	Credit Cards	31	5,471.46			5,471.46				5,471.46					5,471.46
	Electronic	255	23,920.10				23,920.10			23,920.10	26.25				1,696.50
	Website	15	1,696.50					1,670.25		1,670.25					1,696.50
	ACH payment	358	34,680.09						34,680.09	34,680.09					34,680.09
10/04/2012	Mail & Counter	311	55,984.92	55,984.92						55,984.92					55,984.92
	Credit Cards	26	3,310.42			3,310.42				3,310.42					3,310.42
	Electronic	142	14,453.25				14,453.25			14,453.25					14,453.25
	Website	29	4,166.76					4,116.01		4,116.01	50.75				4,166.76
10/05/2012	Mail & Counter	373	81,517.57	81,397.57						81,397.57	120.00				81,517.57
	Credit Cards	28	4,341.55			4,341.55				4,341.55					4,341.55
	Electronic	190	15,951.04				15,951.04			15,951.04					15,951.04
	Website	47	4,862.55					4,760.30		4,760.30	82.25				4,862.55
10/08/2012	Mail & Counter	402	37,770.82	36,270.82						36,270.82	1,500.00				37,770.82
	Credit Cards	27	5,146.65			5,146.65				5,146.65					5,146.65
	Website-25 fees	27	3,019.62				2,975.87			2,975.87	43.75				3,019.62
10/09/2012	Mail & Counter	295	53,098.08	53,098.08						53,098.08					53,098.08
	Credit Cards	22	4,310.09			4,310.09				4,310.09					4,310.09
	Electronic	158	15,955.36				15,955.36			15,955.36					15,955.36
	Website-28 fees	40	23,850.02					23,801.02		23,801.02	49.00				23,850.02
10/10/2012	Mail & Counter	586	77,560.56	77,560.56						77,560.56					77,560.56
	Credit Cards	35	5,883.84			5,883.84				5,883.84					5,883.84
	Electronic	379	38,337.48				38,337.48			38,337.48					38,337.48
	Website	21	3,076.80					3,040.05		3,040.05	36.75				3,076.80
	ACH payment	454	58,726.08						58,726.08	58,726.08					58,726.08
10/11/2012	Mail & Counter	271	48,379.48	48,379.48						48,379.48					48,379.48
	Credit Cards	23	4,475.79			4,475.79				4,475.79					4,475.79
	Electronic	177	17,928.64				17,928.64			17,928.64					17,928.64
	Website-16 fees	17	3,003.83					2,975.83		2,975.83	28.00				3,003.83
10/12/2012	Mail & Counter	248	48,748.83	48,748.83						48,748.83					48,748.83
	Deposit-M/C		6,979.84							0.00		6,979.84			6,979.84
	SRF Draw #7		147,109.00							0.00		147,109.00			147,109.00
	Credit Cards	22	2,495.83			2,495.83				2,495.83					2,495.83
	Electronic	172	16,003.83				16,003.83			16,003.83					16,003.83
	Website	31	3,952.47					3,898.22		3,898.22	54.25				3,952.47
10/15/2012	Mail & Counter	557	106,420.84	106,420.84						106,420.84					106,420.84
	Credit Cards	28	4,008.62			4,008.62				4,008.62					4,008.62
	Electronic	174	23,221.16				23,221.16			23,221.16					23,221.16
	Website-29 fees	30	2,965.12					2,914.37		2,914.37	50.75				2,965.12
	ACH payment	486	51,873.90						51,873.90	51,873.90					51,873.90

### Monthly Revenue Allocation - October 2012

DATE	Description	Qty	DEPOSIT CHECKING DEPOSITS	AR Mail & Counter	AR Payment Centers	AR Credit Card	AR Electronic Rapid Pay	AR Web Site	AR ACH Auto Pay	AR TOTAL	AR Water Customer Deposits	Water Allocation	Sewer Allocation	Recycled Allocation	RECAP TOTAL
10/16/2012	Mail & Counter	418	41,362.54	41,362.54						41,362.54					41,362.54
	Credit Cards	40	6,003.47			6,003.47				6,003.47					6,003.47
	Electronic	258	25,131.50				25,131.50			25,131.50					25,131.50
	Website-25 fees	26	9,445.07					9,401.32		9,401.32	43.75				9,445.07
10/17/2012	Mail & Counter	339	58,235.02	58,235.02						58,235.02					58,235.02
	Credit Cards	50	7,641.35			7,641.35				7,641.35					7,641.35
	Electronic	152	13,874.44				13,874.44			13,874.44					13,874.44
	Website	29	3,823.46					3,772.71		3,772.71	50.75				3,823.46
10/18/2012	Mail & Counter	233	36,005.39	36,005.39						36,005.39					36,005.39
	Credit Cards	18	4,109.49			4,109.49				4,109.49					4,109.49
	Electronic	110	10,453.10				10,453.10			10,453.10					10,453.10
	Website	12	1,277.12					1,256.12		1,256.12	21.00				1,277.12
10/19/2012	Mail & Counter	218	37,536.36	37,536.36						37,536.36					37,536.36
	Credit Cards	20	1,990.32			1,990.32				1,990.32					1,990.32
	Electronic	196	18,508.76				18,508.76			18,508.76					18,508.76
	Website	46	5,091.16					5,010.66		5,010.66	80.50				5,091.16
10/22/2012	Mail & Counter	468	78,007.76	78,007.76						78,007.76					78,007.76
	Credit Cards	32	4,064.17			4,064.17				4,064.17					4,064.17
	Electronic	232	22,457.39				22,457.39			22,457.39					22,457.39
	Website-28 fees	30	12,650.84							12,650.84					12,650.84
	ACH pymts	448	22,621.62					12,601.84	22,621.62	22,621.62	49.00				22,621.62
10/23/2012	Mail & Counter	306	29,682.74	29,682.74						29,682.74					29,682.74
	Credit Cards	16	1,973.58			1,973.58				1,973.58					1,973.58
	Electronic	280	24,445.30				24,445.30			24,445.30					24,445.30
	Website	18	1,659.86					1,628.36		1,628.36	31.50				1,659.86
10/24/2012	Mail & Counter	199	26,168.22	26,168.22						26,168.22					26,168.22
	Credit Cards	8	737.67			737.67				737.67					737.67
	Electronic	94	8,381.28				8,381.28			8,381.28					8,381.28
	Website	13	1,407.75					1,385.00		1,385.00	22.75				1,407.75
10/25/2012	Mail & Counter	138	22,672.17	22,672.17						22,672.17					22,672.17
	Credit Cards	13	1,366.00			1,366.00				1,366.00					1,366.00
	Electronic	54	5,238.90				5,238.90			5,238.90					5,238.90
	Website	14	1,525.21					1,500.71		1,500.71	24.50				1,525.21
	ACH payments	514	74,223.05						74,223.05	74,223.05					74,223.05
10/26/2012	Mail & Counter	145	23,490.15	23,490.15						23,490.15					23,490.15
	Credit Cards	10	992.95			992.95				992.95					992.95
	Electronic	82	8,227.80				8,227.80			8,227.80					8,227.80
	Website - 33 fees	34	3,374.73					3,316.98		3,316.98	57.75				3,374.73
10/29/2012	Mail & Counter	309	53,421.14	53,421.14						53,421.14					53,421.14
	Deposit-M/C	7	7,398.43	2,158.06						2,158.06		5,240.37			7,398.43
	Credit Cards	16	1,927.00			1,927.00				1,927.00					1,927.00
	Electronic	77	8,601.47				8,601.47			8,601.47					8,601.47
	Website-12 fees	17	2,080.90					2,039.90		2,039.90	21.00				2,080.90
10/30/2012	Mail & Counter	356	56,324.00	56,324.00						56,324.00					56,324.00
	Credit Cards	21	2,407.44			2,407.44				2,407.44					2,407.44
	Electronic	193	17,740.72				17,740.72			17,740.72					17,740.72
	Website	15	1,822.38					1,796.13		1,796.13	26.25				1,822.38

### Monthly Revenue Allocation - October 2012

DATE	Description	Qty	DEPOSIT CHECKING DEPOSITS	AR Mail & Counter	AR Payment Centers	AR Credit Card	AR Electronic Rapid Pay	AR Web Site	AR ACH Auto Pay	AR TOTAL	AR Water Customer Deposits	Water Allocation	Sewer Allocation	Recycled Allocation	RECAP TOTAL
10/31/2011	Mail & Counter	368	39,036.47	39,036.47						39,036.47					39,036.47
	Credit Cards	41	6,295.22			6,295.22				6,295.22					6,295.22
	Electronic	143	13,440.59				13,440.59			13,440.59					13,440.59
	Website	28	4,047.72					3,998.72		3,998.72	49.00				4,047.72
Oct-12	Utility Pmt Cntr-436			(41,077.09)	41,077.09					0.00					0.00
EPA #23	\$634,060.07 - 10/4			(1,352.61)						0.00					0.00
	<b>TOTALS</b>	<b>15,571</b>	<b>2,230,807.92</b>	<b>1,184,175.72</b>	<b>41,077.09</b>	<b>88,021.81</b>	<b>397,984.74</b>	<b>108,975.22</b>	<b>242,124.74</b>	<b>2,062,309.32</b>	<b>5,624.50</b>	<b>14,337.10</b>	<b>148,537.00</b>	<b>0.00</b>	<b>2,230,807.92</b>

**TOTAL # AR PAYMENTS** 15,571  
**PERCENT OF TOTAL RECEIVED** 49.13%  
 7,650 436 592 4,032 601 2,260 15,571  
 49.13% 2.80% 3.80% 25.89% 3.86% 14.51% 100%

### FY 2013 - Water Revenue

ACCOUNT#	DESCRIPTION	BUDGET	July '12	Aug '12	Sept '12	Oct '12	Year to Date	Percentage YTD
02-40010	Sales - Water	6,156,500	108,035	966,259	664,774	626,710	2,365,778	38.43%
02-40011	Sales - Construction Water	35,000	109	2,536	2,495	9,832	14,973	42.78%
02-40012	Sales - Imported Water (SGPWA)	200,000	21,306	29,335	18,927	18,458	88,026	44.01%
02-40013	Sales - Imported Water (MUNI)	800,000	(875)	126,109	91,334	86,895	303,462	37.93%
02-40014	Sales Disc.-Multi Units Usage Chrg.	(130,000)	(2,212)	(16,245)	(12,040)	(11,730)	(42,227)	32.48%
02-40015	Water Wholesale Revenue	60,000	4,684	4,547	4,366	4,274	17,870	29.78%
02-40016	Service Establishment Fee	500	25	175	25	0	225	45.00%
02-41000	Service Demand Charges	2,350,000	39,752	212,251	212,085	212,350	676,438	28.78%
02-41001	Fire Service Standby Fees	18,000	450	1,650	1,586	1,428	5,113	28.41%
02-41003	Construction Service Charge	10,000	52	593	722	667	2,034	20.34%
02-41005	Sales Disc.-Multi Units Service Chrg.	(100,000)	(1,964)	(9,862)	(9,862)	(9,859)	(31,546)	31.55%
02-41010	Unauthorized Use of Water Charge	1,500	0	0	0	0	0	0.00%
02-41110	Meter/Lateral Installation	25,000	0	2,625	0	0	2,625	10.50%
02-41112	Fire Flow Test Fees	2,500	300	75	300	0	675	27.00%
02-41113	Disconnect/Reconnect Fees	125,000	6,760	9,955	9,430	9,355	35,500	28.40%
02-41121	Delinquent Payment Charges	125,000	14,111	12,838	21,087	16,982	65,017	52.01%
02-42123	Management & Accounting Fees	147,000	12,250	12,250	12,250	12,250	49,000	33.33%
02-41124	Bad Debt	(24,000)	0	0	0	0	0	0.00%
02-43010	Interest Earned	10,000	0	0	0	2,997	2,997	29.97%
02-43110	Property Tax - Unsecured	100,000	0	0	5,643	0	5,643	5.64%
02-43120	Property Tax - Secured	2,200,000	0	0	0	0	0	0.00%
02-43130	Tax Collection - Prior	15,000	0	0	0	0	0	0.00%
02-43140	Other Taxes	125,000	310	0	0	0	310	0.25%
02-49150	Revenue - Misc. Non-Operating	50,000	2,108	10,866	13,611	2,329	28,914	57.83%
	<b>WATER OPERATING REVENUE</b>	<b>12,302,000</b>	<b>205,200</b>	<b>1,365,957</b>	<b>1,036,735</b>	<b>982,937</b>	<b>3,590,829</b>	<b>29.19%</b>
02-82002	Grants (FEMA)	0	0	0	0	0	0	
02-89901	Facility Capacity Charges	0	13,478	106,104	16,578	0	136,160	
02-89902	Sustainability	0	881	17,821	1,083	0	19,785	
	<b>TOTAL WATER REVENUE</b>	<b>12,302,000</b>	<b>219,559</b>	<b>1,489,882</b>	<b>1,054,396</b>	<b>982,937</b>	<b>3,746,774</b>	

## FY 2013 - Sewer Revenue

ACCOUNT#	DESCRIPTION	BUDGET	July '12	Aug '12	Sept '12	Oct '12	Year to Date	Percentage YTD
03-40016	Sales - Establish Service Fee	500	0	0	0	0	0	0.00%
03-41000	Sales - Sewer Charges	10,638,500	236,171	924,942	913,580	901,186	2,975,879	27.97%
03-41005	Sales Disc-Multi Units Service Chrg.	(200,000)	(4,835)	(17,644)	(17,620)	(17,564)	(57,663)	28.83%
03-41110	Meter/Lateral Installation	1,000	0	0	0	0	0	0.00%
03-41121	Penalty Late Charges	140,000	11,542	10,496	12,984	14,274	49,297	35.21%
03-41124	Bad Debt	(20,000)	0	0	0	0	0	0.00%
03-42122	Revenue - Other Operating	1,000	0	180	0	0	180	18.00%
03-43010	Interest Earned	10,000	0	20	0	2,997	3,017	30.17%
03-43110	Property Tax - Unsecured	10,000	0	0	0	0	0	0.00%
03-43120	Property Tax - Secured	100,000	0	0	0	0	0	0.00%
03-43130	Tax Collection - Prior	10,000	0	0	0	0	0	0.00%
03-43140	Other Taxes	1,500	0	0	0	0	0	0.00%
03-49150	Misc. Non-Oper Revenue	25,000	2	0	(680)	0	(678)	-2.71%
	<b>SEWER OPERATING REVENUE</b>	<b>10,717,500</b>	<b>242,881</b>	<b>917,994</b>	<b>908,264</b>	<b>900,893</b>	<b>2,970,032</b>	<b>27.71%</b>
03-82001	Grants-EPA #XP989384-01	0	0	0	219,287	527,556	746,843	
03-82003	Grants - ARRA	0	0	0	0	0	0	
03-82004	Grants - Prop 50	0	0	0	0	0	0	
03-89901	Facility Capacity Charges	0	8,221	100,886	0	0	109,107	
03-89903	Contrib Capital-Front Footage Fees	0	0	0	0	0	0	
03-89905	Contrib Capital-Infrastructure	0	0	0	0	0	0	
	<b>TOTAL SEWER REVENUE</b>	<b>10,717,500</b>	<b>251,102</b>	<b>1,018,881</b>	<b>1,127,551</b>	<b>1,428,449</b>	<b>3,825,983</b>	

## FY 2013 - Recycled Revenue

ACCOUNT#	Description	BUDGET	July '12	Aug '12	Sept '12	Oct '12	Year to Date	Percentage YTD
04-40010	Sales - Recycled Water	290,000	9,943	61,765	43,101	37,926	152,735	52.67%
04-40011	Sales - Construction Water	2,500	3	876	419	140	1,437	57.49%
04-41000	Sales - Service Demand Chrg.	33,000	723	(3,568)	2,178	2,212	1,545	4.68%
04-41003	Const. Water Minimum Chrg.	4,000	14	244	294	248	800	20.01%
04-41110	Meter/Lateral installation	1,500	0	0	0	0	0	
04-41121	Penalty - Late Charge	250	25	0	167	9	202	80.68%
04-41122	Revenue - Other Operating	250	0	0	0	0	0	0.00%
04-43010	Interest Earned	75	0	0	0	1,498	1,498	
04-43110	Property Tax - Unsecured	1,000	0	0	0	0	0	0.00%
04-43120	Property Tax - Secured	15,000	0	0	0	0	0	0.00%
04-43130	Property Tax - Prior	1,000	0	0	0	0	0	0.00%
04-43140	Property Tax - Prior	1,000	0	0	0	0	0	0.00%
04-49150	Misc. Non-Operating Revenue	1,000	0	0	0	0	0	
	<b>RECYCLED OPERATING REVENUE</b>	<b>350,575</b>	<b>10,708</b>	<b>59,316</b>	<b>46,160</b>	<b>42,034</b>	<b>158,218</b>	<b>45.13%</b>
04-82001	Grants-EPA #XP989384-01	0	0	0	256,632	306,504	563,135	
04-89901	Facility Capacity Charges	0	0	17,014	0	0	17,014	
	<b>TOTAL RECYCLED REVENUE</b>	<b>350,575</b>	<b>10,708</b>	<b>76,330</b>	<b>302,792</b>	<b>348,538</b>	<b>738,368</b>	

### FY 2013 - Water Expenses

ACCOUNT#	DESCRIPTION	BUDGET	July '12	Aug '12	Sept '12	Oct '12	Year to Date	Percentage YTD
02-5-01-50010	Labor-Water Resources	789,300	37,908	42,334	44,073	47,937	172,252	21.82%
02-5-01-50011	Labor Credit	0	0	0	0	0	0	
02-5-01-50013	Benefits-Fica	55,000	3,119	3,480	3,607	4,060	14,266	25.94%
02-5-01-50014	Benefits-Life Insurance	3,900	286	226	256	256	1,023	26.24%
02-5-01-50016	Benefits-Health\Defrd Comp	105,600	8,208	9,305	8,923	10,576	37,011	35.05%
02-5-01-50017	Benefits-Disability Insurance	9,500	672	667	712	779	2,830	29.79%
02-5-01-50019	Benefits-Workers Compensation	33,975	2,018	2,344	2,430	2,735	9,526	28.04%
02-5-01-50021	Benefits-PERS	55,010	2,310	2,784	2,729	3,142	10,965	19.93%
02-5-01-50022	Benefits-PERS-Employer	110,500	4,487	5,409	5,301	6,103	21,299	19.28%
02-5-01-50023	Benefits-Uniforms	3,300	126	214	131	135	606	18.37%
02-5-01-50024	Benefits-Vacation & Sick Pay	10,000	593	435	342	685	2,054	20.54%
02-5-01-50025	Benefits-Boot Allowance	2,200	364	150	0	0	514	23.38%
02-5-01-51003	R&M - Structures	200,000	4,897	10,829	14,264	8,933	38,923	19.46%
02-5-01-51011	R&M - CLA Valves	15,000	1,452	0	2,193	173	3,818	25.45%
02-5-01-51140	General Supplies & Expenses	2,000	0	0	0	26	26	1.31%
02-5-01-51210	Utilities - Power Purchases	1,400,000	58,704	173,803	171,164	146,093	549,765	39.27%
02-5-01-51211	Utilities - Electricity & Fuel	4,400	23	337	416	499	1,275	28.97%
02-5-01-51316	Imported Water Purchases	1,000,000	136,814	111,182	127,662	120,000	495,658	49.57%
02-5-01-54019	Licenses & Permits	25,000	0	0	14,530	0	14,530	58.12%
02-5-01-54110	Laboratory Services	60,000	1,215	6,871	6,391	3,878	18,355	30.59%
02-5-01-57040	YVRWFF Operating Expense	600,000	30,407	51,841	38,227	31,045	151,519	25.25%
	<b>WATER RESOURCE TOTALS</b>	<b>4,484,685</b>	<b>293,602</b>	<b>422,210</b>	<b>443,351</b>	<b>387,055</b>	<b>1,546,218</b>	<b>34.48%</b>
02-5-03-50010	Labor-Public Works	963,140	48,270	55,172	54,174	59,698	217,854	22.62%
02-5-03-50011	Labor Credit	0	0	0	(1,531)	(272)	(1,803)	
02-5-03-50013	Benefits-Fica	73,600	3,958	4,586	4,467	5,042	18,052	24.53%
02-5-03-50014	Benefits-Life Insurance	6,000	369	312	341	341	1,363	22.71%
02-5-03-50016	Benefits-Health\Defrd Comp	190,000	12,136	12,548	13,831	14,575	53,090	27.94%
02-5-03-50017	Benefits-Disability Insurance	15,000	826	870	874	949	3,519	23.46%
02-5-03-50019	Benefits-Workers Compensation	40,000	3,420	3,088	3,003	3,455	12,966	32.41%
02-5-03-50021	Benefits-PERS	67,400	2,824	3,572	3,565	3,869	13,831	20.52%
02-5-03-50022	Benefits-PERS Employer	135,000	5,485	6,939	6,926	7,516	26,866	19.90%
02-5-03-50023	Benefits-Uniforms	5,000	336	477	292	521	1,625	32.51%
02-5-03-50024	Benefits-Vacation & Sick Pay	5,500	400	400	400	400	1,601	29.11%
02-5-03-50025	Benefits-Boot Allowance	3,300	0	124	0	12	136	4.13%
02-5-03-51001	R & M - Vehicles & Equipment	180,000	9,037	13,822	15,933	10,480	49,272	27.37%
02-5-03-51011	R&M - Valves	10,000	0	4,954	934	0	5,888	58.88%
02-5-03-51020	R&M - Pipelines	275,000	23,189	52,903	15,070	24,823	115,984	42.18%
02-5-03-51021	R&M - Service Lines	120,000	10,578	8,390	3,893	5,449	28,309	23.59%
02-5-03-51022	R&M - Fire Hydrants	25,000	168	7	146	0	322	1.29%
02-5-03-51030	R&M - Water Meters	70,000	10,760	3,836	5,665	7,714	27,975	39.96%
02-5-03-51092	Equipment Credits	0	0	0	(1,000)	(41)	(1,041)	
02-5-03-51140	General Supplies & Expenses	1,000	0	375	0	0	375	37.54%
	<b>PUBLIC WORKS TOTALS</b>	<b>2,184,940</b>	<b>131,756</b>	<b>172,915</b>	<b>126,982</b>	<b>144,531</b>	<b>576,184</b>	<b>26.37%</b>

### FY 2013 - Water Expenses

ACCOUNT#	DESCRIPTION	BUDGET	July '12	Aug '12	Sept '12	Oct '12	Year to Date	Percentage YTD
02-5-06-50010	Labor-Administration	641,470	38,023	45,992	46,168	46,726	176,910	27.58%
02-5-06-50011	Labor Credit	0	0	0	0	0	0	
02-5-06-50012	Director Fees	15,000	0	547	486	972	2,006	13.37%
02-5-06-50013	Benefits-Fica	49,000	2,967	3,470	3,463	3,703	13,602	27.76%
02-5-06-50014	Benefits-Life Insurance	2,800	291	261	277	277	1,105	39.48%
02-5-06-50016	Benefits-Health/Deifd Comp	150,000	9,912	11,558	11,878	13,991	47,339	31.56%
02-5-06-50017	Benefits-Disability Insurance	9,000	577	618	632	622	2,449	27.21%
02-5-06-50019	Benefits-Workers Compensation	20,000	573	551	551	588	2,263	11.31%
02-5-06-50021	Benefits-PERS	44,900	2,589	3,258	3,224	3,224	12,302	27.40%
02-5-06-50022	Benefits PERS Employer	89,800	5,027	6,328	6,275	6,263	23,893	26.61%
02-5-06-50023	Uniforms	2,300	108	157	182	109	555	24.14%
02-5-06-50024	Benefits-Vacation & Sick Pay	13,000	916	943	737	800	3,395	26.11%
02-5-06-50025	Benefits-Boots	1,580	0	0	0	0	0	0.00%
02-5-06-51003	R&M - Structures	20,000	4,063	455	1,898	1,616	8,021	40.10%
02-5-06-51091	Expense Credits (overhead)	0	0	0	(249)	(607)	(856)	
02-5-06-51120	Safety Equipment/Supplies	20,000	663	966	1,838	4,127	7,584	37.92%
02-5-06-51125	Petroleum Products	120,000	6,480	13,786	9,928	9,363	39,557	32.96%
02-5-06-51130	Office Supplies & Expenses	35,000	2,101	538	2,018	3,392	8,049	23.00%
02-5-06-51140	General Supplies & Expenses	25,000	454	841	678	4,127	6,100	24.40%
02-5-06-51199	Disaster Incidences	0	0	0	0	0	0	
02-5-06-51211	Utilities - Electricity	28,000	194	3,174	3,298	3,093	9,758	34.85%
02-5-06-51213	Utilities - Natural Gas	3,000	48	35	32	33	147	4.90%
02-5-06-54002	Dues & Subscriptions	10,000	98	78	324	2,841	3,340	33.40%
02-5-06-54005	Computer Expenses	85,000	6,738	2,433	19,728	426	29,325	34.50%
02-5-06-54010	Postage	6,000	66	2,120	133	66	2,385	39.76%
02-5-06-54011	Printing & Publications	15,000	135	0	0	0	135	0.90%
02-5-06-54012	Education & Training	15,000	355	1,039	475	720	2,589	17.26%
02-5-06-54013	Utility Billing Expenses	130,000	15,419	10,366	11,502	6,847	44,134	33.95%
02-5-06-54014	Public Relations	7,500	191	0	446	0	638	8.50%
02-5-06-54016	Travel Related Expenses	5,000	1,248	15	0	177	1,441	28.82%
02-5-06-54017	Certifications & Renewals	7,000	645	280	139	400	1,464	20.91%
02-5-06-54020	Meeting Related Expenses	4,500	491	300	104	154	1,050	23.32%
02-5-06-54024	Utilities - Waste Disposal	2,500	166	809	166	0	1,140	45.59%
02-5-06-54025	Utilities - Telephone	32,500	2,992	2,571	2,592	501	8,656	26.63%
02-5-06-54104	Contractual Services	68,000	15,383	2,411	3,938	4,768	26,500	38.97%
02-5-06-54107	Legal	45,000	2,008	3,608	4,176	0	9,792	21.76%
02-5-06-54108	Audit & Accounting	16,000	5,315	0	0	0	5,315	33.22%
02-5-06-54109	Professional Fees	120,000	13,811	29,269	741	2,500	46,321	38.60%
02-5-06-55500	Depreciation Reserves	190,000	16,200	15,800	15,800	15,800	63,600	33.47%
02-5-06-56001	Infrastructure Replacement Insurance	400,000	33,700	33,300	33,300	33,300	133,600	33.40%
02-5-06-56001	Insurance	120,000	8,064	8,500	8,500	8,500	33,564	27.97%
02-5-06-57030	Regulatory Compliance	15,000	0	75	75	0	150	1.00%
02-5-06-57090	Election Related Expense	10,000	0	0	0	0	0	0.00%
02-5-06-57096	Beaumont Basin Watermaster	20,000	0	15,161	0	0	15,161	75.81%
02-5-06-57100	County Tax Collector Fees	7,500	0	0	14	0	14	0.19%
02-5-06-57199	Suspense	0	0	0	0	0	0	
	<b>ADMINISTRATION TOTALS</b>	<b>2,621,350</b>	<b>197,990</b>	<b>221,611</b>	<b>195,471</b>	<b>179,420</b>	<b>794,493</b>	<b>30.31%</b>

### FY 2013 - Water Expense

ACCOUNT#	DESCRIPTION	BUDGET	July '12	Aug '12	Sept '12	Oct '12	Year to Date	Percentage YTD
02-5-40-57001	Asset Acq. - Water Resources	40,000	0	0	0	0	0	0.00%
02-5-40-57003	Asset Acq. - Public works	40,000	0	0	0	13,302	13,302	33.25%
02-5-40-57006	Asset Acq. - Administration	0	0	0	0	0	0	
02-5-40-57201	Debt Srv-Series 2004A Princ.(25009)	955,000	0	955,000	0	0	955,000	100.00%
02-5-40-57402	Interest-Long-Term Debt Bonds	1,976,025	0	997,563	0	0	997,563	50.48%
	<b>40 - Debt &amp; Capital Outlay</b>	<b>3,011,025</b>	<b>0</b>	<b>1,952,563</b>	<b>0</b>	<b>0</b>	<b>1,952,563</b>	<b>64.85%</b>
	<b>TOTAL WATER EXPENSES</b>	<b>12,302,000</b>	<b>623,348</b>	<b>2,769,298</b>	<b>765,805</b>	<b>711,005</b>	<b>4,869,457</b>	<b>39.58%</b>

## FY 2013 - Sewer Expenses

ACCOUNT#	DESCRIPTION	BUDGET	July '12	Aug '12	Sept '12	Oct '12	Year to Date	Percentage YTD
03-5-02-50010	Labor-VWV Treatment	833,200	48,973	64,995	65,959	69,839	249,766	29.98%
03-5-02-50013	Benefits-Fica	63,700	4,021	5,332	5,399	5,899	20,652	32.42%
03-5-02-50014	Benefits-Life Insurance	4,000	371	311	341	341	1,363	34.09%
03-5-02-50016	Benefits-Health\Defrd Comp	150,000	11,348	13,105	12,723	15,217	52,392	34.93%
03-5-02-50017	Benefits-Disability Insurance	13,000	871	989	1,027	1,101	3,988	30.67%
03-5-02-50019	Benefits-Workers Compensation	35,000	3,233	4,386	4,426	4,798	16,843	48.12%
03-5-02-50021	Benefits-PERS	58,300	3,329	4,264	4,270	4,561	16,424	28.17%
03-5-02-50022	Benefits-PERS Employer	116,900	6,466	8,283	8,293	8,859	31,902	27.29%
03-5-02-50023	Benefits-Uniforms	3,300	312	423	317	391	1,443	43.73%
03-5-02-50024	Benefits-Vacation & Sick Pay	25,000	358	450	358	450	1,614	6.46%
03-5-02-50025	Benefits-Boot Allowance	2,200	75	0	0	0	75	3.41%
03-5-02-51003	R&M - Structures	250,000	13,267	36,896	18,659	8,917	77,739	31.10%
03-5-02-51010	R&M - Automation Control	75,000	0	1,892	6,017	3,838	11,747	15.66%
03-5-02-51106	Chemicals	500,000	42,676	30,867	33,623	25,669	132,835	26.57%
03-5-02-51111	Propane	5,000	0	0	0	0	0	0.00%
03-5-02-51115	Laboratory Supplies	30,000	3,398	1,364	1,874	2,479	9,114	30.38%
03-5-02-51140	General Supplies & Expenses	1,000	0	24	0	0	24	2.41%
03-5-02-51210	Utilities - Power Purchases	700,000	40,247	70,450	68,995	63,537	243,230	34.75%
03-5-02-54110	Laboratory Services	120,000	5,315	12,124	10,021	5,980	33,440	27.87%
03-5-02-57031	Sludge Disposal	300,000	25,068	26,195	25,503	0	76,766	25.59%
03-5-02-57033	Brine Disposal	40,000	4,524	4,524	4,524	0	13,572	33.93%
03-5-02-57034	Brineline Operating Expenses	new				2,027	2,027	
	<b>TREATMENT TOTALS</b>	<b>3,325,600</b>	<b>213,852</b>	<b>286,873</b>	<b>272,329</b>	<b>223,901</b>	<b>996,956</b>	<b>29.98%</b>

### FY 2013 Sewer Expenses

ACCOUNT#	DESCRIPTION	BUDGET	July '12	Aug '12	Sept '12	Oct '12	Year to Date	Percentage YTD
03-5-06-50010	Labor-Administration	631,600	34,224	42,953	43,129	43,687	163,993	25.96%
03-5-06-50012	Directors Fees	15,000	0	547	486	972	2,006	13.37%
03-5-06-50013	Benefits-Fica	48,300	2,657	3,222	3,215	3,450	12,545	25.97%
03-5-06-50014	Benefits-Life Insurance	3,500	291	261	274	274	1,101	31.45%
03-5-06-50016	Benefits-Health/Defrd Comp	145,000	9,108	11,290	11,165	13,249	44,812	30.90%
03-5-06-50017	Benefits-Disability Insurance	9,000	537	586	599	589	2,310	25.67%
03-5-06-50019	Benefits-Workers Compensation	11,400	2,254	560	559	587	3,960	34.74%
03-5-06-50021	Benefits-PERS	44,500	2,381	2,992	2,991	3,012	11,375	25.56%
03-5-06-50022	Benefits PERS Employer	88,400	4,623	5,812	5,810	5,850	22,094	24.99%
03-5-06-50023	Benefits-Uniforms	2,300	68	119	75	71	333	14.48%
03-5-06-50024	Benefits-Vacation & Sick Pay	10,000	916	943	737	800	3,395	33.95%
03-5-06-50025	Benefits-Boot Allowance	1,620	0	0	0	0	0	0.00%
03-5-06-51120	Safety Equipment/Supplies	8,500	2,255	0	1,621	0	3,876	45.60%
03-5-06-51125	Petroleum Products	15,000	1,000	1,708	4,709	1,000	8,417	56.11%
03-5-06-51130	Office Supplies	3,000	37	112	0	0	149	4.98%
03-5-06-51140	General Supplies & Expenses	15,000	408	58	86	3,582	4,134	27.56%
03-5-06-51199	Disaster Incidences	0	0	0	0	0	0	0
03-5-06-54002	Dues & Subscriptions	10,000	358	78	402	2,831	3,668	36.68%
03-5-06-54003	Management & Admin Services	147,000	12,250	12,250	12,250	12,250	49,000	33.33%
03-5-06-54005	Computer Expenses	75,000	5,644	1,848	18,951	83	26,526	35.37%
03-5-06-54011	Printing & Publications	10,000	100	0	0	111	211	2.11%
03-5-06-54012	Education & Training	15,000	175	150	1,260	926	2,511	16.74%
03-5-06-54014	Public Relations	8,000	191	0	446	530	1,168	14.59%
03-5-06-54016	Travel Related Expenses	7,000	1,080	15	1,036	168	2,299	32.85%
03-5-06-54017	Certifications & Renewals	5,500	540	0	0	180	720	13.09%
03-5-06-54019	Licenses & Permits	45,000	0	0	6,124	0	6,124	13.61%
03-5-06-54020	Meeting Related Expenses	3,500	452	154	43	89	738	21.08%
03-5-06-54021	Disaster Preparedness Training	0	0	0	0	0	0	0
03-5-06-54024	Utilities - Waste Disposal	12,500	987	987	0	0	1,974	15.79%
03-5-06-54025	Utilities - Telephone	20,000	1,747	1,633	2,613	1,067	7,060	35.30%
03-5-06-54030	Drinking Water	1,000	147	98	77	133	455	45.50%
03-5-06-54104	Contractual Services	30,000	11,110	1,118	1,994	1,433	15,656	52.19%
03-5-06-54107	Legal	45,000	3,633	2,373	4,501	0	10,507	23.35%
03-5-06-54108	Audit & Accounting	16,000	5,315	0	0	0	5,315	33.22%
03-5-06-54109	Professional Fees	400,000	18,500	16,869	12,246	6,200	53,815	13.45%
03-5-06-55500	Depreciation Reserves	457,000	37,900	38,100	38,100	38,100	152,200	33.30%
03-5-06-56001	Infrastructure Replacement	800,000	66,300	66,700	66,700	66,700	266,400	33.30%
03-5-06-57030	Insurance	115,000	8,064	8,500	8,500	8,500	33,564	29.19%
03-5-06-57100	County Tax Collection Fees	44,500	6,725	0	0	0	6,725	15.11%
		1,200	0	143	319	0	462	38.50%
	<b>ADMINISTRATION TOTALS</b>	<b>3,320,320</b>	<b>241,976</b>	<b>222,178</b>	<b>251,020</b>	<b>216,424</b>	<b>931,597</b>	<b>28.06%</b>

### FY 2013 - Sewer Expenses

ACCOUNT#	DESCRIPTION	BUDGET	July '12	Aug '12	Sept '12	Oct '12	Year to Date	Percentage YTD
03-5-07-50010	Labor-Environmental Control	420,000	12,452	16,121	15,765	16,380	60,719	14.46%
03-5-07-50011	Labor Credit	0	0	0	0	0	0	
03-5-07-50013	Benefits-Fica	32,000	955	1,238	1,210	1,300	4,703	14.70%
03-5-07-50014	Benefits-Life Insurance	2,500	85	85	85	85	341	13.64%
03-5-07-50016	Benefits-Health\Defird Comp	66,000	3,846	3,539	3,518	4,055	14,958	22.66%
03-5-07-50017	Benefits-Disability Insurance	4,500	198	235	231	243	907	20.15%
03-5-07-50019	Benefits-Workers Compensation	22,500	1,139	1,136	1,114	1,131	4,520	20.09%
03-5-07-50021	Benefits-PERS	30,000	706	899	931	941	3,477	11.59%
03-5-07-50022	Benefits-PERS Employer	58,600	1,371	1,746	1,808	1,828	6,753	11.52%
03-5-07-50023	Benefits-Uniforms	2,000	76	120	83	194	472	23.61%
03-5-07-50024	Benefits-Vacation & Sick Pay	2,000	0	0	0	0	0	
03-5-07-50025	Benefits-Boot Allowance	1,380	296	0	0	0	296	21.43%
03-5-07-51003	R&M - Structures	320,000	9,796	30,226	34,398	7,024	81,444	25.45%
03-5-07-51140	General Supplies & Expenses	1,000	280	13	0	0	293	29.26%
03-5-07-51241	Lift Station #1	70,000	1,447	19,770	4,218	3,682	29,116	41.59%
03-5-07-51242	Lift Station #2	10,000	248	1,081	749	1,037	3,115	31.15%
03-5-07-51243	Lift Station #3	5,000	0	264	282	310	856	17.11%
03-5-07-51244	Lift Station #4	20,000	194	2,242	682	833	3,951	19.76%
03-5-07-51245	Lift Station #5	5,000	0	127	119	120	367	7.33%
03-5-07-51248	Lift Station #8	3,000	0	59	51	57	167	5.57%
03-5-07-54109	Professional Fees	50,000	0	2,051	4,626	4,197	10,874	21.75%
03-5-07-54110	Laboratory Services	2,500	0	0	0	0	0	0.00%
	<b>ENVIRONMENTAL CONTROL TOTAL</b>	<b>1,127,980</b>	<b>33,088</b>	<b>80,954</b>	<b>69,871</b>	<b>43,417</b>	<b>227,329</b>	<b>20.15%</b>
03-5-40-57002	Asset Acq. - Treatment		0	0	0	0	0	
03-5-40-57006	Asset Acq. - Administration		0	0	0	0	0	
03-5-40-57007	Asset Acq. - Environmental Control		0	0	0	0	0	
03-5-40-57009	Obligation to MUNI	20,000	0	0	0	0	0	0.00%
03-5-40-57202	Debt Service - Principal	1,953,500	0	0	1,953,570	0	1,953,570	100.00%
03-5-40-57403	Debt Service - Interest	970,100	0	0	970,099	0	970,099	100.00%
	<b>Debt &amp; Capital Outlay</b>	<b>2,943,600</b>	<b>0</b>	<b>0</b>	<b>2,923,669</b>	<b>0</b>	<b>2,923,669</b>	<b>99.32%</b>
	<b>TOTAL SEWER EXPENSES</b>	<b>10,717,500</b>	<b>488,917</b>	<b>590,004</b>	<b>3,516,888</b>	<b>483,742</b>	<b>5,079,551</b>	<b>47.39%</b>

### FY 2013 - Recycled Expenses

ACCOUNT#	Description	BUDGET	July '12	Aug '12	Sept '12	Oct '12	Year to Date	Percentage YTD
04-5-06-50010	Labor-Recycled Water	148,162	0	1,520	1,520	1,520	4,559	3.08%
04-5-06-50012	Director Fees	2,500	0	0	0	0	0	
04-5-06-50013	Benefits-FICA	11,300	0	124	124	126	374	3.31%
04-5-06-50014	Benefits-Life Insurance	600	0	(0)	1	1	2	0.25%
04-5-06-50016	Benefits-Health & Def Comp	17,563	402	496	738	770	2,405	13.70%
04-5-06-50017	Benefits-Disability Insurance	1,500	0	16	16	16	49	3.26%
04-5-06-50019	Benefits-Workers Compensation	5,000	0	8	8	9	25	0.51%
04-5-06-50021	Benefits-PERS Employee	10,000	0	0	53	106	160	1.60%
04-5-06-50022	Benefits-PERS Employer	20,000	0	0	103	207	310	1.55%
04-5-06-50023	Benefits-Uniforms	570	0	0	0	0	0	0.00%
04-5-06-50024	Benefits-Vacation & Sick Pay	3,000	0	0	0	0	0	0.00%
04-5-06-50025	Benefits-Boots	380	0	0	0	0	0	0.00%
04-5-06-51003	R & M-Structures	7,500	0	0	0	0	0	0.00%
04-5-06-51020	R & M-Pipelines	2,500	0	0	0	0	0	0.00%
04-5-06-51021	R & M-Service Lines	2,500	0	0	0	0	0	0.00%
04-5-06-51022	R & M-Fire Hydrants	2,500	0	0	0	0	0	0.00%
04-5-06-51030	R & M-Meters	500	0	0	0	0	0	0.00%
04-5-06-51140	General Supplies & Expenses	250	0	0	0	0	0	0.00%
04-5-06-51316	Imported Water Purchases	1,000	0	0	0	0	0	0.00%
04-5-06-54002	Dues & Subscriptions	3,000	0	0	0	0	0	0.00%
04-5-06-54005	Computer Expense	1,500	0	0	0	0	0	0.00%
04-5-06-54011	Printing & Publications	2,500	0	0	0	0	0	0.00%
04-5-06-54012	Education & Training	2,500	0	0	0	0	0	0.00%
04-5-06-54014	Public Relations	1,500	191	0	446	0	637	42.50%
04-5-06-54016	Travel Related Expenses	1,000	0	0	0	54	54	5.37%
04-5-06-54019	Licenses & Permits	2,500	0	0	0	0	0	0.00%
04-5-06-54020	Meeting Related Expenses	500	0	0	0	0	0	0.00%
04-5-06-54025	Telephone	500	47	44	188	0	279	55.71%
04-5-06-54010	Contractual Services	1,750	0	0	0	0	0	0.00%
04-5-06-54107	Legal	2,000	0	0	0	0	0	0.00%
04-5-06-54109	Professional Fees	10,000	504	447	0	0	951	9.51%
04-5-06-54110	Laboratory Services	1,000	0	0	0	0	0	0.00%
04-5-06-55500	Depreciation	8,000	630	670	670	670	2,640	33.00%
	Infrastructure Replacement	50,000	3,800	4,200	4,200	4,200	16,400	32.80%
04-5-06-57030	Regulatory Compliance	15,000	0	0	0	0	0	0.00%
04-5-06-57040	Environmental Compliance	10,000	0	0	0	0	0	0.00%
	<b>TOTAL RECYCLED EXPENSES</b>	<b>350,575</b>	<b>5,575</b>	<b>7,524</b>	<b>8,067</b>	<b>7,679</b>	<b>28,844</b>	<b>8.23%</b>

**Date:** November 21, 2012

**Prepared By:** Jack Nelson, Assistant General Manager

**Subject:** Adoption of Resolution No. 2012-16 Declaring Certain Property and Equipment Surplus to the Needs of the Yucaipa Valley Water District

**Recommendation:** That the Board adopts Resolution No. 2012-16.

---

The Yucaipa Valley Water District staff periodically reviews the District property to determine the continued need for various items. Declaration of surplus property of unneeded or worn out items allows the District staff to remove these items from the District property books, dispose of the items in accordance with the law, and, eliminate costs from our insurance coverage.

Recently the back-up generator for Lift Station No. 1 became inoperative due to a mechanical failure. Due to the age of the Mitsubishi Generator (1984), the availability of replacement parts is very limited. Additionally, the electrical load demand that the generator needs to support at the Lift Station has been increased as a result of higher sewer flows through the lift station and increased pump and motor sizes to handle the flows. Therefore, staff has submitted to the Board a request to replace the existing inoperative generator rather than attempt to repair the generator. Authorization to purchase a new generator for Lift Station No. 1 was approved at the November 7, 2012 Board of Director's meeting. By declaring the existing inoperable generator surplus at this time, the generator could be removed from the site by the same crane that will install the new generator.

Financial Considerations:

The District will reduce its insurance costs slightly with the removal of the surplus property. District maintenance costs will also be reduced by an undetermined amount. The District would receive whatever value can be obtained, if any, for the inoperable generator.



**RESOLUTION NO. 2012-16**

**A RESOLUTION OF THE YUCAIPA VALLEY WATER DISTRICT  
DECLARING CERTAIN PROPERTY AND EQUIPMENT SURPLUS  
TO THE NEEDS OF THE YUCAIPA VALLEY WATER DISTRICT**

WHEREAS, the Yucaipa Valley Water District routinely designates property and equipment as surplus prior to initiating the process of disposing of the surplus property/equipment.

NOW, THEREFORE BE IT RESOLVED that the Board of Directors of the Yucaipa Valley Water District hereby resolve, determine, and order as follows:

RESOLVED, that the Board of Directors of the Yucaipa Valley Water District DECLARES the following property surplus:

1. That the Board of Directors declares the following property/equipment as surplus to the needs of the Yucaipa Valley Water District:
  - a. 400 KW Marathon Electric Generator, 1984, Model No. 572RSL2032BP W, serial number WN3759929, Engine ID No. S6N-DT, Mitsubishi Motor, 545 Hp, Motor serial number 11761, currently located at Lift Station No. 1 on Live Oak Canyon Road.
2. That the General Manager is instructed to sell or dispose of said property/equipment.

PASSED, APPROVED and ADOPTED this 21<sup>st</sup> day of November 2012.

YUCAIPA VALLEY WATER DISTRICT

ATTEST:

\_\_\_\_\_  
Jay Bogh, President Board of Directors

\_\_\_\_\_  
Joseph B. Zoba, General Manager



## Director Memorandum 12-105

**Date:** November 21, 2012

**Prepared By:** Brent Anton, Engineering Manager

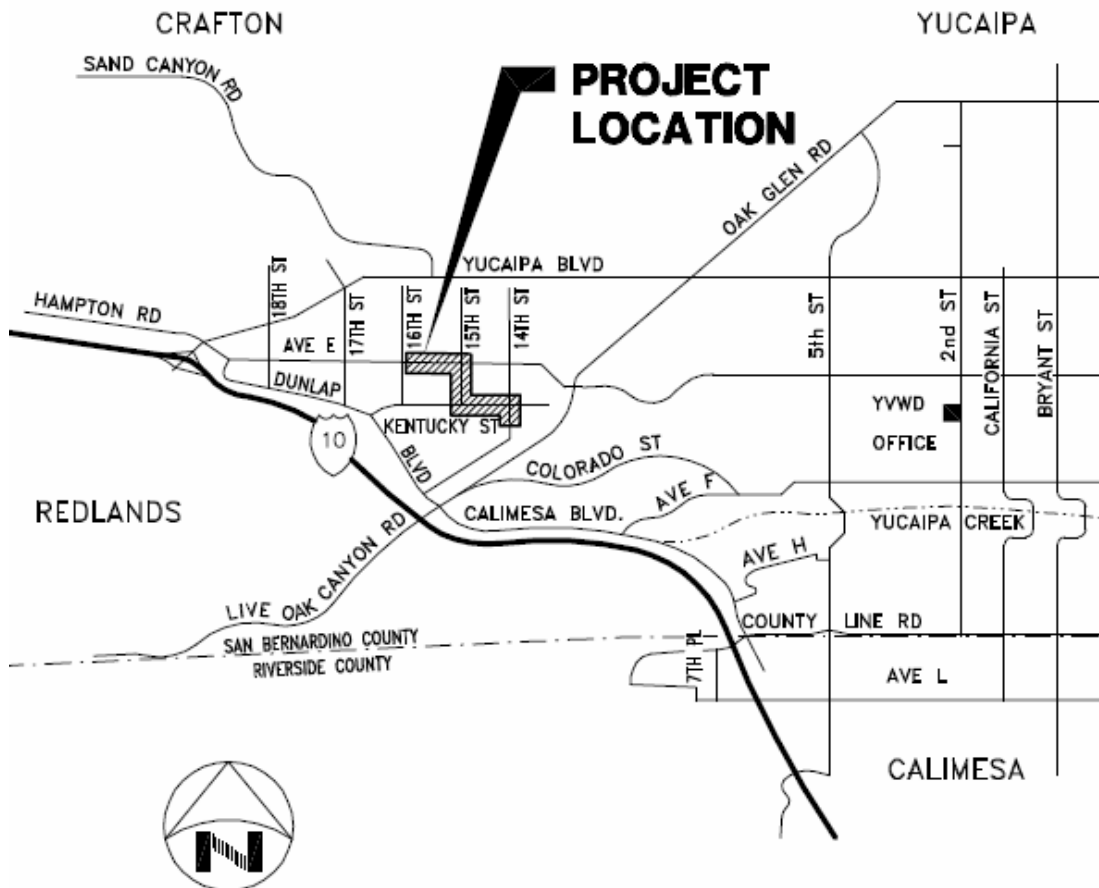
**Subject:** Authorization to Solicit Bids for the Western Regional Interceptor Project - Phase II

**Recommendation:** That the Board authorizes the District staff to solicit bids for the construction of the Western Regional Interceptor Project - Phase II.

---

The Yucaipa Valley Water District staff has completed the design of the second phase of the Western Regional Interceptor Project. The purpose of this project is to construct gravity sewer mainlines that will eliminate the need of the sewer lift station located on Avenue E at 16<sup>th</sup> Street.

The District staff is requesting authorization to solicit proposals for this work and return the construction bids to the board with a recommendation to initiate construction of the project.





**Date:** November 21, 2012

**Prepared By:** Jack Nelson, Assistant General Manager

**Subject:** Denial of Claim Related to Damages at 1222 Second Place, Calimesa as a Result of Construction Work - Caringella

**Recommendation:** That the Board denies the claim for damages at property located at 1222 Second Place, Calimesa.

---

On October 25<sup>th</sup>, 2012, the District received a claim from Ms. Katherine Caringella for damages to her sprinkler system located at 1222 Second Place, Calimesa. Ms. Caringella claims that the contractor working on a pipeline on Second Place damaged her sprinkler system and also killed some grass when equipment was placed on her lawn.

The District had contracted with Merlin Johnson to install approximately 400 feet of pipeline in the street. The claim was referred to the Contractor who has corrected the problems. Therefore, staff recommends that this claim be denied by the Board of Directors.

## YUCAIPA VALLEY WATER DISTRICT – CLAIM FORM

### INSTRUCTIONS

On the reverse side of sheet is a claim form for filing a claim against Yucaipa Valley Water District. The original and one identical copy of this form, together with a copy of all attachments, are to be filed with the Yucaipa Valley Water District. Retain one copy for your records. Please send to this address:

SCANNED

Yucaipa Valley Water District

Attn: Claims Dept.

12770 2<sup>nd</sup> St

Yucaipa, Ca. 92399

(909) – 797-5937 FAX

RECEIVED

OCT 25 2012

YUCAIPA VALLEY  
WATER DISTRICT

**Please fill out form completely. Additional sheets may be attached if more space is needed. Missing information may delay the processing of your claim. Please print.**

### Claims:

Claims for death, injury to person or personal property must be filed not later than six months after the occurrence. (Gov. Code Sec. 911.2)

Claims for damage relating to any other cause of action must be filed not later than 1 year after the occurrence. (Gov. Code Sec. 911.2)

**This claim form must be signed and dated.**

### Who is Responsible for Damages?

No utility is in a position to guarantee 100 percent continuity of water service. However, it is our policy to investigate claims in order to determine if our conduct or inaction was unreasonable under the circumstances, thereby causing injury or damages. YVWD will not be liable for interruption or shortage or insufficiency of supply, or any loss or damage of any kind, if same is caused by inevitable accident, act of God, fire, strikes, riots, war, or any other cause except that arising from its failure to exercise reasonable diligence.

### Determination of Responsibility and Payment if YVWD is at fault

YVWD will conduct an investigation based on the information you provide on your claim form and internal YVWD records and interviews with YVWD field personnel. The investigation results will determine whether your claim is accepted or rejected. If your claim is accepted, YVWD's payment with regard to property damage will depend on the extent of damage and value of the property. If the property can be repaired, YVWD will pay the cost of repair. If the property cannot be repaired, YVWD will generally pay reasonable market value for the property at the time it was damaged, or the depreciated cost to replace the property, whichever is less. Payment for bodily injury is determined by several factors including, but not limited to, type and severity of injury, medical bills incurred, loss of wages (if any) and permanent disability sustained (if any).





**Date:** November 21, 2012

**Prepared By:** Jack Nelson, Assistant General Manager

**Subject:** Denial of Claim Related to Water Damages at 35152 Beech Avenue, Yucaipa as a Result of a Water Main Break - Haggerty

**Recommendation:** That the Board denies the claim for damages at property located at 35152 Beech Avenue, Yucaipa.

---

On July 14, 2012 the Yucaipa Water District incurred a rupture of an 8-inch PVC water main on Cedar Street. The location and size of the main break resulted in a significant quantity of water flowing down an alley to California Street and the streets in the area and onto adjoining properties.

On October 11<sup>th</sup>, 2012, the District received the required claim from Ms. Julie Haggerty for water damages to her property located at 35152 Beech Avenue, Yucaipa and which backs to the above referenced alley.

It is the practice of the District to deny cost claims and refer the claims to the District insurance carrier for resolution. There were a number of other claims related to this leak that were referred to the District's insurance carrier. Therefore, staff recommends that this claim also be denied by the Board of Directors and referred to the District's insurance carrier for handling.

Print Form

Submit by Email



# Incident Reporting Form

*This report is to be completed by each person involved in an incident or near miss incident while engaged in activities for the Yucaipa Valley Water District.*

Complete this report and submit to the Executive Secretary at the Office of the General Manager within one business day.

Incident                       Near Miss Incident                       Other Reportable Issue

<b>Type of Occurrence</b>	<input type="checkbox"/> Serious / Major Injury	<input type="checkbox"/> Minor Injury	<input type="checkbox"/> Spill	<input type="checkbox"/> No Loss Incident	<input type="checkbox"/> Property Damage	<input type="checkbox"/> Construction Site Incident	<input checked="" type="checkbox"/> Equipment Loss / Damage
---------------------------	---	---------------------------------------	--------------------------------	---	--	---	---

Incident Date  Time of Incident   Report Date

Location of Incident

Name of Person Reporting Incident

Contact Phone

Supervisor In Charge

Name All Other District Employees Involved in this Incident

Injury or Illness	Spill	Exposure	Other Loss Type
Nature of Illnes or Injury	Material	Material/Noise Exposed to	Description of Loss
<input type="text"/>	WATER	<input type="text"/>	Property damage
Object Inflicting Harm	Quantity	Quantity	Estimated Cost of Loss
<input type="text"/>	150,000 +/- gallons	<input type="text"/>	<input type="text"/>
Part of Body	Reason for Spill	Reason for Exposure	Nature of Loss
<input type="text"/>	Main split	<input type="text"/>	unknown

Describe the incident in detail. Mention if photographs or other information is attached to the original report.

July 14, 2012 at proximately 5:30 p.m. 10 feet of 8" PVC water main split releasing 150,000 +/- gallons of water. Three properties were damaged: 35187 Cedar Ave., 11966 California St. and 11976California St. All related information and photos have been entered into CMMS 65-12804.

Describe the injury including the body part and extent of injury.

N/A

What treatment was required at the scene?  First Aid  Emergency Transport Other

Check if police were notified about incident Date  Time

Name of Responding Officer  Police Agency

Anyone else notified of incident  City of Yucaipa , Yucaipa Fire Department and Southern California Edison

Witness - Name, Address, and Phone	Witness - Name, Address, and Phone	Witness - Name, Address, and Phone
<input type="text"/>	<input type="text"/>	<input type="text"/>

Witness - Name, Address, and Phone	Witness - Name, Address, and Phone	Witness - Name, Address, and Phone
<input type="text"/>	<input type="text"/>	<input type="text"/>

Recommended corrective action to be taken to prevent a similar incident from occurring in the future.

No preventive or corrective measures recommended

Prepared By \_\_\_\_\_ Signature \_\_\_\_\_ Date \_\_\_\_\_

Attach if Applicable/Available: Sketch, drawing, photographs, and/or additional explanation as required.

Reviewer Information	Concluding Reviewers Comments:		
	Dangerous Occurrence? Y or N	Date Reported to Executive Team:	SL File #:
	Signature of Reviewer:	Date Reviewed:	Follow Up Date:
	Corrective Action Taken:	Date Concluded:	

## YUCAIPA VALLEY WATER DISTRICT – CLAIM FORM

### INSTRUCTIONS

On the reverse side of sheet is a claim form for filing a claim against Yucaipa Valley Water District. The original and one identical copy of this form, together with a copy of all attachments, are to be filed with the Yucaipa Valley Water District. Retain one copy for your records. Please send to this address:



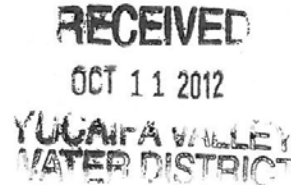
**Yucaipa Valley Water District**

**Attn: Claims Dept.**

**12770 2<sup>nd</sup> St**

**Yucaipa, Ca. 92399**

**(909) – 797-5937 FAX**



**Please fill out form completely. Additional sheets may be attached if more space is needed. Missing information may delay the processing of your claim. Please print.**

### Claims:

Claims for death, injury to person or personal property must be filed not later than six months after the occurrence. (Gov. Code Sec. 911.2)

Claims for damage relating to any other cause of action must be filed not later than 1 year after the occurrence. (Gov. Code Sec. 911.2)

**This claim form must be signed and dated.**

### Who is Responsible for Damages?

No utility is in a position to guarantee 100 percent continuity of water service. However, it is our policy to investigate claims in order to determine if our conduct or inaction was unreasonable under the circumstances, thereby causing injury or damages. YVWD will not be liable for interruption or shortage or insufficiency of supply, or any loss or damage of any kind, if same is caused by inevitable accident, act of God, fire, strikes, riots, war, or any other cause except that arising from its failure to exercise reasonable diligence.

### Determination of Responsibility and Payment if YVWD is at fault

YVWD will conduct an investigation based on the information you provide on your claim form and internal YVWD records and interviews with YVWD field personnel. The investigation results will determine whether your claim is accepted or rejected. If your claim is accepted, YVWD's payment with regard to property damage will depend on the extent of damage and value of the property. If the property can be repaired, YVWD will pay the cost of repair. If the property cannot be repaired, YVWD will generally pay reasonable market value for the property at the time it was damaged, or the depreciated cost to replace the property, whichever is less. Payment for bodily injury is determined by several factors including, but not limited to, type and severity of injury, medical bills incurred, loss of wages (if any) and permanent disability sustained (if any).

**Claim for Damage**

Name	Julie Haggerty	Clerks Date Stamp
Address	35152 Beech Ave. Yucaipa, CA 92399	
Phone(s)	(909)	
Business	Home 797-9969 Message/Cell 556-9322	
E-mail:	Jbk784@msn.com	
Address at time of loss/incident:	Same as above	*This box is for Official Use only!
Description of Details: (Describe how the loss/incident occurred)		
Water pipe burst, flooded alley & yards including parts of my backyard. My shed, that has a wood floor, was flooded - leading to termite destruction.		
(Attach additional pages and supporting documentation as needed)		
VWD's involvement :(If possible, please identify employee and/or department involved)		
The big water pipe broke, causing the flooding		

Witnesses: (please provide address and phone numbers)

1. Next Door Neighbors	2.	3.
Ron Parker	35162 Beech, Yucaipa	(909) 797-0124
Yoshi Butler	35136 Beech, Yucaipa	(909) 797-5712

Property Damage (please describe the value and extent of the damage to your home, automobile or personal property: (Attach estimates, bills, or whatever documentation of damages you have) I had Antimite Pest Control give verbal estimate of \$1100.00 to tent shed or \$250.00 to treat floor. Floor really should be replaced. I would have to get a labor cost, or replace the shed. I can get written estimates. (Shed Value \$800.00)

Make: \_\_\_\_\_ Model: \_\_\_\_\_ Year: \_\_\_\_\_ License # \_\_\_\_\_ Insurance Co. \_\_\_\_\_ Policy #: \_\_\_\_\_

I have not checked contents of shed yet for damage.

Where you Injured?: No:  Yes:  (If yes please complete the following) Should I fill out another claim form for contents?

Describe your injury (Identify your doctor(s)/Health care provider(s))

Are you still receiving Medical Treatment? No:  Yes:

Employer: \_\_\_\_\_ Type of Work: \_\_\_\_\_

Wage Loss? No:  Yes:  If Yes, rate of pay: \_\_\_\_\_

\*"I declare under penalty of perjury under the laws of the State of California that the foregoing is true and correct"

Date and Place (City and State)	10/3/2012 35152 Beech Ave Yucaip, CA 92399	Signature	Julie Haggerty
---------------------------------	--	-----------	----------------



**Date:** November 21, 2012

**Prepared By:** Jack Nelson, Assistant General Manager

**Subject:** Contributed Funds Agreement No. R13CF35005 Between Yucaipa Valley Water District and the Bureau of Reclamation, Department of the Interior Related to the Yucaipa Valley Regional Brineline Project, Phases I, II, and III - Reclamation Agreement No. R10AC35R03

**Recommendation:** Pending

---

In March 2010, the District received a funding grant in the amount of \$2.286 million from the Bureau of Reclamation for Phases 1 and 2 of the Yucaipa Valley Regional Brineline Project [Director Memorandum No. 10-021]. This federal grant is in addition to the grant funding received from Proposition 50 for the three phases of the project (Phases 1, 2 and 3).

On September 8, 2010, the Yucaipa Valley Water District received notification from the Department of the Interior, Bureau of Reclamation of an additional \$2 million grant from the American Recovery and Reinvestment Act for Phase 3 of the Yucaipa Valley Regional Brineline. This additional funding was documented as Modification No. 1 to the Agreement with the Bureau of Reclamation.

Since this time, the District has processed a total of six modifications to the funding agreement for administrative costs associated with the grant.

On November 14, 2012, the District received the attached Contributed Funds Agreement from the Bureau of Reclamation to close out the administrative accounts to deobligate the exact amount needed to cover the administrative costs for the project. The amount of \$5,000 is based on an average of \$4,000 per month for one month (December 2012) plus a little extra for final closeout activities in January 2013. Any funds not used by the Bureau will be forwarded to the District.

**CONTRIBUTED FUNDS AGREEMENT NO. R13CF35005  
BETWEEN YUCAIPA VALLEY WATER DISTRICT  
AND THE BUREAU OF RECLAMATION, DEPARTMENT OF THE INTERIOR  
FOR THE YUCAIPA VALLEY REGIONAL BRINELINE PROJECT,  
PHASES I, II, AND III - RECLAMATION AGREEMENT NO. R10AC35R03**

- I. **This Contributed Funds Agreement (CFA)** for the Yucaipa Valley Regional Brineline Project, Phases I, II, and III, is entered into by the Yucaipa Valley Water District (hereinafter referred to as Partner), and the United States Department of the Interior, Bureau of Reclamation (hereinafter referred to as Reclamation).
- II. **Background and Purpose.** On March 29, 2010, under American Recovery and Reinvestment Act, Agreement No. R10AC35R03 between the Partner and Reclamation was executed to design and construct the Yucaipa Valley Regional Brineline Project. The Partner has indicated the need to extend the completion of this Project such that administrative closeout of the Project will not be complete prior to December 31, 2012 which is the date Reclamation's funds for administration of this Project expire. The purpose of this CFA is to provide funding for Reclamation's continued administration and oversight of the Project pursuant to Agreement No. R10AC35R03.
- III. **Authority.** Reclamation's authority for the acceptance of non-federal funds identified in this agreement is through the statutory authority of the Sundry Civil Expenses Appropriations Act for 1922, 41 Stat. 1367, 1404 (43 U.S.C. §395), popularly referred to as the Contributed Funds Act, which provides that: "All moneys [received after March 4, 1921] from any State, municipality, corporation, association, firm, district, or individual for investigations, surveys, construction work, or any other development work incident thereto, involving operations similar to those provided for the reclamation law shall be covered into the reclamation fund and shall be available for expenditure for the purposes for which contributed in like manner as if said sums had been specifically appropriated for said purposes."
- IV. **Scope.** The funds provided by Partner under this CFA will be utilized by Reclamation to perform tasks associated with the administration and oversight of Reclamation Agreement No. R10AC35R03 that are identified in Attachment 1 to this CFA, which is incorporated herein by this reference.
- V. **Responsibilities.** Partner will provide Reclamation with funds from a non-Federal source, in the amount identified in section VI, to perform the work identified in section IV. These funds will be electronically transferred to Reclamation and deposited within a special account. Partner will maintain accurate accounting records which clearly identify that funding provided under this CFA is not included as costs associated with Agreement No. R10AC35R03. Upon request, Reclamation will provide Partner with a statement accounting for expenditures associated with this CFA.
- VI. **Funding.** The estimated total cost for the work to be performed under this CFA is \$5,000. This amount may be increased by modification as identified in section IX.
- VII. **Advancement of Funds.** In accordance with Anti-Deficiency Act (31 U.S.C. 1341 et seq.), funds must be provided to Reclamation in advance of activities performed by

Reclamation personnel. Partner shall advance to Reclamation funds identified in section VI.

**VIII. Period of Performance.** This CFA shall remain in full force and effect for a period commencing from the date executed by the Partner and Reclamation as identified in section XIII, and extending to, but not exceeding January 31, 2013. This date may be extended by modification as identified in section IX.

**IX. Modification and Termination.** This CFA may be modified or terminated, in writing, by mutual agreement of the Partner and Reclamation.

**X. Unused Funds.** In the event that any funds advanced to Reclamation by the Partner are not required to complete the work identified in section IV, such excess funds shall be returned by Reclamation to the Partner without interest, within 90 days of: completion of the work defined in section IV; expiration of this CFA as identified in section VIII; or, termination of this CFA as identified in section IX.

**XI. Mutual Agreement and Understanding.** It is mutually agreed and understood by and between the Partner and Reclamation that:

**A.** Funds provided by the Partner under this CFA will count toward the overall non-Federal contribution of the Partner's Title XVI project authorized by Section 1655 of P.L. 102-575, as amended.

**B.** Reclamation will modify Agreement No. R10AC35R03 as needed to be consistent with this CFA, including, but not limited to, extending the completion date of Agreement No. R10AC35R03 and adjusting scheduled milestones as appropriate.

**XII. Contacts.**

Bureau of Reclamation  
Mr. William J. Steele,  
Area Manager Bureau of Reclamation, Southern California Area Office  
27708 Jefferson Avenue, Suite 202  
Temecula, CA 92590  
(951) 695-5310

Mr. Joe Zoba  
Yucaipa Valley Water District  
12770 Second Street  
Yucaipa, CA 92399  
(909) 797-5117

**XIII. Signature Parties.**

IN WITNESS WHEREOF, the **Parties** have executed this CFA on the date and the year written below.

UNITED STATES DEPARTMENT OF THE INTERIOR  
BUREAU OF RECLAMATION  
LC REGION

By: \_\_\_\_\_  
William J. Steele  
Area Manager

Date: \_\_\_\_\_

YUCAIPA VALLEY WATER DISTRICT

By: \_\_\_\_\_  
Joseph B. Zoba  
General Manager

Date: \_\_\_\_\_

Attachment 1

Tasks associated with the administration and oversight of Agreement R10AC35R03:

- Monitoring and checking certified payroll information to assure compliance with Davis-Bacon and other required labor laws and regulations and addressing any problems related to labor compliance
- Responding to inquiries from the District regarding the agreement
- Reviewing and verifying payments
- Preparing, reviewing, and executing any necessary modifications
- Performing the final financial review
- Preparing, reviewing, and executing the final closeout documents
- Preparing internal Reclamation checklists for closeout of the agreement and performing all related activities

# DIRECTOR COMMENTS

# ANNOUNCEMENTS