



Yucaipa Valley Water District

12770 Second Street, Yucaipa, California 92399 Phone: (909) 797-5117

Notice and Agenda of a Regular Meeting of the Board of Directors

Wednesday, August 19, 2015 at 6:00 p.m.

- I. **CALL TO ORDER** - Pledge of Allegiance
- II. **ROLL CALL**
- III. **PUBLIC COMMENTS** - At this time, members of the public may address the Board of Directors on matters within its jurisdiction. To provide comments on specific agenda items, please complete a speaker's request form and provide the completed form to the Board Secretary prior to the board meeting.
- IV. **CONSENT CALENDAR** - All matters listed under the Consent Calendar are considered by the Board of Directors to be routine and will be enacted in one motion. There will be no discussion of these items prior to the time the board considers the motion unless members of the board, the administrative staff, or the public request specific items to be discussed and/or removed from the Consent Calendar.
 - A. Minutes of Meetings
 - 1. Board Workshop - August 3, 2015
 - 2. Regular Board Meeting - August 5, 2015
 - 3. Board Workshop - August 11, 2015
 - B. Payment of Bills
 - 1. Approve/Ratify Invoices for Board Awarded Contracts
 - 2. Ratify General Expenses for July 2015
- V. **BOARD REPORTS**
 - A. Reports by Board Members
- VI. **STAFF REPORT**
- VII. **DISCUSSION ITEMS**
 - A. Unaudited Financial Report for the Period Ending on July 31, 2015 [[Director Memorandum No. 15-077 - Page 21 of 61](#)]
 - RECOMMENDED ACTION: That the Board receives and files the unaudited financial report as presented.

Any person with a disability who requires accommodation in order to participate in this meeting should telephone Tysa Baeumel at (909) 797-5117 at least 48 hours prior to the meeting in order to make a request for a disability-related modification or accommodation.

Materials related to an item on this agenda submitted to the Board of Directors after distribution of the board meeting packet are available for public inspection during normal business hours at the District office located at 12770 Second Street, Yucaipa. Meeting material is also be available on the District's website at www.yvwd.dst.ca.us

- B. Authorization to Increase the Amount of Imported Water Purchased from the San Bernardino Valley Municipal Water District for Calendar Year 2016 [[Director Memorandum No. 15-078 - Page 49 of 61](#)]

RECOMMENDED ACTION: That the Board, authorizes the District staff to purchase 5,700 acre feet of imported water from the San Bernardino Valley Municipal Water District for Calendar Year 2016.

VIII. DIRECTORS COMMENTS

IX. ANNOUNCEMENTS

- A. August 25, 2015 at 4:00 p.m. - Board Workshop
- B. August 22, 2015 at 9:00 am - Weather-Based Irrigation Controller Meeting for Residential Customers
- C. August 26, 2015 at 6:00 p.m. - San Gorgonio Pass Water Alliance Meeting at the City of Banning
- D. August 27, 2015 at 6:00 p.m. - Community Water Meeting at the Yucaipa Valley Regional Water Filtration Facility
- E. September 2, 2015 at 6:00 p.m. - Regular Board Meeting
- F. September 8, 2015 at 4:00 p.m. - Board Workshop
- G. September 16, 2015 at 6:00 p.m. - Regular Board Meeting
- H. September 23, 2015 at 6:00 p.m. - San Gorgonio Pass Water Alliance Meeting at the City of Banning
- I. September 24, 2015 at 6:00 p.m. - Community Water Meeting at the Yucaipa Valley Regional Water Filtration Facility
- J. September 29, 2015 at 4:00 p.m. - Board Workshop
- K. October 7, 2015 at 6:00 p.m. - Regular Board Meeting
- L. October 13, 2015 at 4:00 p.m. - Board Workshop
- M. October 21, 2015 at 6:00 p.m. - Regular Board Meeting

X. CLOSED SESSION

- A. Conference with Legal Counsel - Anticipated Litigation (Government Code 54956.9(c))
 - One Case - Initiation of Litigation - San Gorgonio Pass Water Agency
- B. Conference with Real Property Negotiator(s)
 - Property: Assessor's Parcel Number(s): 0321-261-09
 - Agency Negotiator: Joseph Zoba, General Manager
 - Negotiating Parties: Richard and Shirley Ferguson
 - Under Negotiation: Terms of Payment and Price

XI. ADJOURNMENT

Consent Calendar



Yucaipa Valley Water District

MINUTES OF A BOARD WORKSHOP

August 3, 2015 at 4:00 P.M.

The board workshop tour started at 4:00 p.m. at the site of Reservoir R-12.4 located at 35980 Singleton Canyon Road, Calimesa.

The Board of Directors, District staff and members of the public toured the construction site and discussed the operation and functionality of the R-12.4 Reservoir.

Respectfully submitted,

Joseph B. Zoba, Secretary

MINUTES OF A REGULAR BOARD MEETING

August 5, 2015 at 6:00 P.M.

Directors Present:

Lonni Granlund, President
Bruce Granlund, Director
Tom Shalhoub, Director

Staff Present:

Joseph Zoba, General Manager
Jack Nelson, Assistant General Manager
Vicky Elisalda, Controller
John Hull, Public Works Manager
Joe DeSalliers, Public Works Supervisor

Directors Absent:

Jay Bogh, Vice President
Ken Munoz, Director

Consulting Staff Present:

David Wysocki, Legal Counsel

Registered Guests and Others Present:

David Duron, Customer
Linda Shelton, Customer
Harry Moore, Customer
Antoinette Branton, Customer
Libi Uremovic
Leonard Stevenson, San Gorgonio Pass Water Agency

The regular meeting of the Board of Directors of the Yucaipa Valley Water District was called to order by Director Lonni Granlund at 6:00 p.m. at the Administrative Office Building, 12770 Second Street, Yucaipa, California.

CALL TO ORDER

Director Lonni Granlund led the pledge of allegiance.

FLAG SALUTE

The roll was called and Director Lonni Granlund, Director Bruce Granlund and Director Tom Shalhoub were present. Director Jay Bogh and Director Ken Munoz were absent.

ROLL CALL

There were no public comments at this time.

PUBLIC COMMENTS

Director Bruce Granlund moved to approve the consent calendar and Director Tom Shalhoub seconded the motion to approve the consent calendar.

CONSENT CALENDAR

A. Minutes of Meetings

1. Regular Board Meeting - July 15, 2015
2. Board Workshop - July 28, 2015
3. Board Workshop - August 3, 2015 - (Minutes to be presented at the August 19, 2015 board meeting.)

The motion was approved by the following vote:

Director Jay Bogh - Absent
Director Bruce Granlund - Yes
Director Lonni Granlund - Yes
Director Ken Munoz - Absent
Director Tom Shalhoub - Yes

Reports by Board Members

- Director Tom Shalhoub reported on the Association of San Bernardino County Special Districts meeting held on July 20, 2015.
- Director Tom Shalhoub reported on the regular meeting of the San Gorgonio Pass Water Agency held on July 20, 2015.
- Director Tom Shalhoub reported on the San Gorgonio Pass Water Resource Alliance - Technical Committee and General Meeting held on July 22, 2015.
- Director Tom Shalhoub reported on the Recycled Water Task Force Meeting - South Mesa Mutual Water Company held July 22, 2015.
- Director Tom Shalhoub reported on the finance workshop meeting of the San Gorgonio Pass Water Agency held on July 23, 2015.
- Director Bruce Granlund reported on the San Gorgonio Pass Water Agency - Public Hearing Regarding Facility Capacity Fees - July 27, 2015.
- Director Bruce Granlund reported on the Yucaipa Valley Water District Community Water Meeting held on July 30, 2015.
- Director Tom Shalhoub reported on the Site Tour and Inspection of Reservoir R-12.4 held on August 3, 2015.
- Director Tom Shalhoub reported on the regular meeting of the San Gorgonio Pass Water Agency held on August 3, 2015.
- Director Tom Shalhoub reported on the City of Calimesa Council Meeting held on August 3, 2015.
- Director Tom Shalhoub reported on the regular meeting of the Beaumont Basin Watermaster held on August 5, 2015.

BOARD REPORTS

General Manager Joseph Zoba reported on the following items:

- The District staff is discussing the roles and responsibilities for the management of open space with the City of Calimesa;
- The District staff has set a date of Monday, September 14, 2015 to tour the Wochholz Regional Water Recycling Facility with the City of Beaumont and the Beaumont Cherry Valley Water District.

STAFF REPORT

- The District has received a mandatory survey from Fitch for a review of water agencies in California and the response to drought issues.

DISCUSSION ITEMS:

Following a staff presentation by General Manager Joseph Zoba, Director Tom Shalhoub moved and Director Bruce Granlund seconded a motion to authorize the District staff to purchase imported water from the San Bernardino Valley Municipal Water District and the San Gorgonio Pass Water Agency for Calendar Year 2016.

DM 15-073
PURCHASE OF
IMPORTED WATER
FOR CALENDAR YEAR
2016

The motion was approved by the following vote:

- Director Jay Bogh - Absent
- Director Bruce Granlund - Yes
- Director Lonni Granlund - Yes
- Director Ken Munoz - Absent
- Director Tom Shalhoub - Yes

Following a staff presentation by Engineering Manager Brent Anton, Director Bruce Granlund moved and Director Tom Shalhoub seconded a motion to authorize the District staff to solicit construction bids for the recycled water booster station.

DM 15-074
AUTHORIZATION TO
SOLICIT BIDS FOR
THE CONSTRUCTION
OF AN INTERIM
RECYCLED WATER
BOOSTER NB-12.3

The motion was approved by the following vote:

- Director Jay Bogh - Absent
- Director Bruce Granlund - Yes
- Director Lonni Granlund - Yes
- Director Ken Munoz - Absent
- Director Tom Shalhoub - Yes

Following a staff presentation by General Manager Joseph Zoba, Director Tom Shalhoub moved and Director Bruce Granlund seconded a motion to approve the Memorandum of Understanding and authorizes a financial contribution of \$500 for Fiscal Year 2015/16.

DM 15-075
APPROVAL OF A
MEMORANDUM OF
UNDERSTANDING
FOR THE SAN
GORGONIO PASS
REGIONAL WATER
ALLIANCE AND THE
PAYMENT OF THE
2015-16 ASSESSMENT

The motion was approved by the following vote:

- Director Jay Bogh - Absent
- Director Bruce Granlund - Yes
- Director Lonni Granlund - Yes
- Director Ken Munoz - Absent
- Director Tom Shalhoub - Yes

Following a staff presentation by Public Works Manager John Hull and listening to comments supporting the proposal from Mr. Harry Moore, Director Bruce Granlund moved and Director Tom Shalhoub seconded a motion to direct District staff to take the necessary steps to implement a recycled water filling station program for the Yucaipa Valley Water District.

DM 15-076
AUTHORIZATION TO
IMPLEMENT A
RECYCLED WATER
FILLING STATION FOR
THE USE OF
RECYCLED WATER

The motion was approved by the following vote:

- Director Jay Bogh - Absent

Director Bruce Granlund - Yes
Director Lonni Granlund - Yes
Director Ken Munoz - Absent
Director Tom Shalhoub - Yes

THROUGHOUT OUR
COMMUNITY

The Board of Directors provided the following comments:

DIRECTOR
COMMENTS

- Director Tom Shalhoub discussed the recent damage caused by the rainstorm on July 30, 2015.

There was no closed session conducted.

CLOSED SESSION

Director Lonni Granlund mentioned the announcements listed on the agenda.

ANNOUNCEMENTS

The meeting was adjourned at 6:55 p.m.

Respectfully submitted,

Joseph B. Zoba, Secretary

(Seal)

MINUTES OF A BOARD WORKSHOP

August 11, 2015 at 4:00 P.M.

Directors Present:

Lonni Granlund, President
Bruce Granlund, Director
Tom Shalhoub, Director

Staff Present:

Joseph Zoba, General Manager
Jack Nelson, Assistant General Manager
Bob Wall, Operations Manager
Brent Anton, Engineering Manager
Jennifer Ares, Water Resource Manager
Vicky Elisalda, Controller
Kevin King, Operations Manager
John Hull, Public Works Manager
Tysa Baeumel, Administrative Clerk III
John Wrobel, Regulatory & Environmental Control
Manager
Joe DeSalliers, Public Works Supervisor

Directors Absent:

Jay Bogh, Vice President
Ken Munoz, Director

Consulting Staff Present:

David Wysocki, Legal Counsel

Guests and Others Present:

David Duron, Customer
Richard Siegmund, Customer
Leonard Stevenson, San Gorgonio Pass Water Agency
Bill Hemsley, City of Yucaipa

- I. Call to Order - 4:00 p.m.
- II. Public Comments - General Manager Joseph Zoba recognized the members of the Board of Directors and District staff in attendance. There were no public comments.
- III. Staff Report:
 - The District staff briefly discussed the following items:
 - A weather-based irrigation controller water meeting will be held on Saturday, August 22, 2015 at 9:00 a.m. to discuss the Skydrop irrigation controller program.
 - A community water meeting will be held on Thursday, August 27, 2015 at 6:00 p.m.
 - A facility tour of the Wochholz Regional Water Recycling Facility will be held on Monday, September 14, 2015 at 4:00 p.m.
 - The District staff will request an increase of 2,000 acre feet of imported water at the regular board meeting on August 19, 2015 from the San Bernardino Valley Municipal Water District.

IV. Presentations

- A. Presentation of Storm Related Damage from the Rainfall Event on July 30, 2015 [Workshop Memorandum No. 15-157] - Regulatory & Environmental Control Manager John Wrobel, Operations Manager Kevin King, and Water Resource Manager Jennifer Ares provided information about the rain storm in Calimesa on July 30, 2015.
- B. Implementation of the Recycled Water Filling Station for Customers of the Yucaipa Valley Water District [Workshop Memorandum No. 15-158] - General Manager Joseph Zoba and Public Works Manager John Hull provided an update on the recycled water filling station concept.
- C. Overview of the California Drought and Yucaipa Valley Water District's Action Plan Related to the State Water Resources Control Board Mandatory Restrictions to Achieve a 36% Reduction in Potable Urban Water Use [Workshop Memorandum No. 15-159] - General Manager Joseph Zoba reported on the status of the statewide drought situation and the District's response to meeting the conservation standard of 36%.

V. Capital Improvement Projects

- A. Status Report on the Construction of a 6.0 Million Gallon Drinking Water Reservoir R-12.4 - Calimesa [Workshop Memorandum No. 15-160] - Engineering Manager Brent Anton provided an overview of the Reservoir R-12.4 project construction.
- B. Status Report on the Digester Cleaning and Cover Replacement Project at the Wochholz Regional Water Recycling Facility [Workshop Memorandum No. 15-161] - Operations Manager Kevin King provided information on the status of the digester cover replacement project.
- C. Status Report on the Construction of an 8" Drinking Water Pipeline in Cedar Avenue, Adams Street, Adams Court and Comberton Street [Workshop Memorandum No. 15-162] - Engineering Manager Brent Anton provided an overview of the preliminary bid results for this pipeline project.

VI. Administrative Items

- A. Review of the Unaudited Financial Report for the Period Ending on July 31, 2015 [Workshop Memorandum No. 15-163] - Controller Vicky Elisalda provided an overview of the unaudited financial report.

VII. Director Comments

VIII. Closed Session - Director Bruce Granlund, Director Lonni Granlund, and Director Tom Shalhoub were present in closed session with Legal Counsel David Wysocki and General Manager Joseph Zoba concerning the following items:

- A. Conference with Legal Counsel - Anticipated Litigation (Government Code 54956.9(c))
One Case - Initiation of Litigation - San Gorgonio Pass Water Agency
- B. Conference with Real Property Negotiator(s)
Property: Assessor's Parcel Number(s): 0321-261-09
Agency Negotiator: Joseph Zoba, General Manager
Negotiating Parties: Richard and Shirley Ferguson
Under Negotiation: Terms of Payment and Price

The Board Members reconvened from closed session into open session and Legal Counsel David Wysocki reported that direction was provided to the General Manager but no reportable action was taken in closed session.

- IX. Adjournment - The meeting was adjourned at 6:00 p.m.

Respectfully submitted,

Joseph B. Zoba, Secretary

Board Awarded Contracts
Consent Calendar Regular Meeting -August 19, 2015

District Awarded Contracts	Director Memorandum	Job or GL #	Job Cost Breakdown	Awarded Contract Amount	Prior Payments to Date	Pending Invoice Amount	Total Contract Payments	Remaining Contract Amount	Percent Remaining	Encumbered Funds - Remaining Contract Amount				
										General Operating Expenses	Water Division Funds	Sewer Division Funds	Non-Potable Division Funds	Other Funds
Aklufi & Wysocki - FY 2015 Legal Services (Operating Funds)	--	*-5-06-54107	--	--	\$47,591	\$3,188	\$50,779							
Borden Excavating (W-Depreciation Funds) Construction of 8" Pipeline-Cedar St, Adams St, Adams Ct, Comberton	15-069	02-17849	--	\$507,000	\$0	\$0	\$0	\$507,000	100%		\$507,000			
Borden Excavating (W-Depreciation Funds) Construction of 30" and 12" Pipeline in 2nd Street	15-070	02-15776	--	\$536,755	\$0	\$0	\$0	\$536,755	100%		\$536,755			
Burgeson's Heating and Air Conditioning/Miller Electric (S-Reservers) Air Conditioning System at Lift Station No. 1	15-021	65-14780	--	\$41,511	\$39,285	\$0	\$39,285	\$2,226	5%			\$2,226		
Delta Partners \$90,000 per year-LegislativeConsult (exp 12/18) WIS Oper	13-079	*-5-06-54109	--	\$90,000	\$45,000	\$7,500	\$52,500	\$37,500	42%	\$37,500				
Gateway Pacific Contractors, Inc. (Scip Funds) Construction of 6.0 MG Reservoir R-12.4	14-091	SCIP funding	--	\$7,520,080	\$3,629,312	\$799,565	\$4,428,877	\$3,091,203	41%					\$3,091,203
Geoscience (R-Operating Funds) Preparation of a groundwater model for the Gateway Basin	14-070	04-5-06-54109		\$51,710	\$40,690	\$0	\$40,690	\$11,020	21%	\$11,020				
CO #1 - preparation of groundwater model	15-010		\$35,320											
Harper & Associates (W-Operating Funds) Engineering, Project Mgmt & Inspection Svcs for coating repairs YVRWFF	15-062	02-5-01-57040	\$16,615	\$16,615	\$0	\$0	\$0	\$16,615	100%	\$16,615				
Krieger & Stewart Initiate Design of R-12.4 (W-Reserves)	04-164	65-295	\$74,900	\$482,500	\$169,308	\$27,934	\$197,243	\$285,257	59%		\$285,257			
TO#4 Revised	05-075		\$600											
TO#4, Amendment #2	14-014		\$45,000											
TO#5- Construction Mgmt Services	14-092		\$482,500											
TO#5, Design R-13.4 and H-2 Reservoirs for JP Ranch	05-083	65-180	\$47,400	\$79,000	\$50,471	\$0	\$50,471	\$28,529	36%					\$28,529
60% R-13.4 and 40% H-2	05-083	65-179	\$31,600											
TO#7, Design of a 24" Recycled Water Pipeline	11-091	04-9435	\$220,800	\$269,800	\$268,707	\$0	\$268,707	\$1,093	0%					\$1,093
TO#7, Amendment #1 Addtl Design Costs	14-012		\$49,000											
One Stop Landscape Supply FY 2016 Sludge Hauling/Reuse (S-Oper)	--	03-5-02-57031	--	--	\$0	\$22,069	\$22,069							
Pascal & Ludwig (S-Depreciation Funds) Cleaning & replacement of 4 digester covers at WRWRF	15-041	03-14500	--	\$2,175,000	\$0	\$0	\$0	\$2,175,000	100%			\$2,175,000		
Platinum Advisors (WIS Operating Funds) FY 2016 Lobbyist N-T-E per month	13-080	02-5-06-54109	--	--	\$5,000	\$5,000	\$10,000							
FY 2016 Quarterly Filing & Misc. Expenses		02-5-06-54109	--	--	\$0	\$0	\$0							
Redlands Ford (W-Depreciation Funds) 3 Ford F-550 (2016) Service Body Trucks for Public Works	15-048	02-13601	--	\$152,378	\$0	\$0	\$0	\$152,378	100%		\$152,378			
RMC Water & Environment TO#25, Digester Cleaning & a Solids Process Cond Assess	12-066	88-12830	\$57,730	\$329,600	\$168,579	\$7,740	\$176,320	\$153,280	47%			\$153,280		
TO#25, Amendment #1 (S-Depreciation Reserve Funds)	13-074	03-502-51003	\$271,870											
TO#26, SRF Mgmt Svcs-Calimesa Regional Recycled Pipeline (R-FCC)	14-023	04-5-06-54109		\$95,692	\$18,364	\$0	\$18,364	\$77,328	81%					\$77,328
Dewatering Equip Pilot Testing Support Svces at WRWRF (S-Oper)	15-044	03-5-06-54109		\$45,000	\$5,921	\$5,368	\$11,289	\$33,711	75%	\$33,711				
San Bernardino Valley Municipal Water District (W-Reserve Funds) Cost sharing for Yucaipa Groundwater Study by Geoscience	13-078			\$136,945	\$136,945	\$0	\$136,945	\$0	0%		\$0			
Santa Ana Watershed Project Authority FY 2015-16 Basin Monitoring Program Task Force (W-Oper)		02-5-01-54019	--		\$13,924	\$13,924	\$13,924	\$0	0%	\$0				

Board Awarded Contracts
Consent Calendar Regular Meeting -August 19, 2015

										Encumbered Funds - Remaining Contract Amount				
District Awarded Contracts	Director Memorandum	Job or GL #	Job Cost Breakdown	Awarded Contract Amount	Prior Payments to Date	Pending Invoice Amount	Total Contract Payments	Remaining Contract Amount	Percent Remaining	General Operating Expenses	Water Division Funds	Sewer Division Funds	Non-Potable Division Funds	Other Fun
Separation Processes, Inc. (W-Reserves)														
Design & Construction Supports Servs for NF SCRAM	15-047	02-14500		\$191,820	\$0	\$10,105	\$10,105	\$181,715	95%		\$181,715			
Skydrop Irrigation Controllers (W-Reserves Funds 25% Muni)														
Purchase of Wi-Fi based irrigations controllers	15-043	02-11201		\$250,000	\$98,785	\$0	\$98,785	\$151,215	60%		\$151,215			
Vavrinek, Trine, Day & Company (VTD) (Operating Funds)														
FY 2015 Auditing Services \$23,900 + \$7,775 for Single Audit	13-024	*-5-06-54108	\$31,675	\$31,675	\$0	\$600	\$600	\$31,075	98%	\$31,075				
GRAND TOTALS				\$13,068,571	\$4,803,374	\$902,992	\$5,706,366	\$7,472,901	--	\$129,921	\$1,814,322	\$2,330,506	\$78,421	\$3,119,73
										↓			↓	↓
										\$129,921			\$4,223,249	\$3,119,73
Approval of General Expenses July 2015 (Check Register Attached)														

Check Register - July 2015

<u>Check Date</u>	<u>Check Number</u>	<u>Name</u>	<u>Check Amount</u>
07/01/2015	23729	Aetna Health of California	58,293.00
07/01/2015	23730	Bay Alarm Company	4,581.96
07/01/2015	23731	California Municipal Treasurer	155.00
07/01/2015	23732	Center Electric	372.60
07/01/2015	23733	Ashley Hosmanek	115.68
07/01/2015	23734	Incode Division-Tyler Technolo	890.38
07/01/2015	23735	Inland Counties Insurance Serv	199,866.64
07/01/2015	23736	SB CNTY-Auditor/Controller	20,000.00
07/01/2015	23737	Tattletale Portable Alarm Syst	3,105.00
07/01/2015	23738	George F. Siddle	72.75
07/01/2015	23739	CA-EDD	1,187.21
07/01/2015	23740	Rodd Greene	601.00
07/01/2015	23741	YVWD-Petty Cash	261.28
07/01/2015	23742	Gregory N. Godwin	200.00
07/01/2015	23743	Standard Insurance Company	2,191.60
07/01/2015	23744	Western Dental Services, Inc.	302.27
07/01/2015	23745	Robert Hines	601.00
07/01/2015	23746	Anthem Blue Cross L and H	329.50
07/01/2015	23747	Standard Insurance Company	2,811.76
07/01/2015	23748	Aetna Health of California	59,614.00
07/01/2015	23749	Standard Insurance Vision Plan	588.20
07/01/2015	23750	MetLife Small Business Center	437.88
07/01/2015	23751	WageWorks, Inc.	191.75
07/01/2015	23752	PAYROLL CHECK	5,227.36
07/06/2015	23753	Addiction Medicine Consultants	407.50
07/06/2015	23754	Ameripride Uniform Services	433.11
07/06/2015	23755	Redlands Employment Services	948.40
07/06/2015	23756	First American Data Tree, LLC	96.62
07/06/2015	23757	Fedex	20.69
07/06/2015	23758	InfoSend, Inc.	5,151.59
07/06/2015	23759	Konica Minolta Business Soluti	87.84
07/06/2015	23760	Q Versa, LLC	8,865.40
07/06/2015	23761	SCCI, Inc.	350.00
07/06/2015	23762	Sims Welding & Supply Co., Inc	196.70
07/06/2015	23763	Association of San Bernardino	33.00
07/06/2015	23764	The Gas Company	53.84
07/06/2015	23765	Underground Service Alert Of S	270.00
07/06/2015	23766	News Mirror Publishing, Inc.	472.57
07/06/2015	23767	Jeanntte Wisdom	1,677.00
07/06/2015	23768	Fastenal Company	339.74
07/06/2015	23769	Inland Water Works Supply Co.	2,829.28
07/06/2015	23770	JB Paving & Engineering, Inc.	4,836.00
07/06/2015	23771	JR Freeman Co. Inc.	25.72
07/06/2015	23772	Polydyne Inc.	5,713.20
07/10/2015	23773	PAYROLL CHECK	1,970.27
07/10/2015	23774	PAYROLL CHECK	301.37
07/10/2015	23775	CA-PERS Supplemental Income 45	16,385.01
07/10/2015	23776	WageWorks, Inc.	1,328.07
07/10/2015	23777	Public Employees' Retirement S	20,864.65
07/10/2015	23778	Hong Nelson	125.00
07/10/2015	23779	IBEW Local 1436	216.00
07/13/2015	23780	Aklufi & Wysocki	5,587.50
07/13/2015	23781	Delta Partners, LLC	7,500.00
07/13/2015	23782	Krieger & Stewart	29,476.60
07/13/2015	23783	One Stop Landscape Supply Inc	22,500.50
07/13/2015	23784	RMC Water and Environment	22,699.59

Check Register - July 2015

<u>Check Date</u>	<u>Check Number</u>	<u>Name</u>	<u>Check Amount</u>
07/13/2015	23785	Sacramento Bank of Commerce	47,838.00
07/13/2015	23786	San Bdno. Valley Muni. Water D	136,945.00
07/13/2015	23787	Skydrop, LLC	39,000.00
07/13/2015	23788	Ameripride Uniform Services	453.11
07/13/2015	23789	Redlands Employment Services	746.87
07/13/2015	23790	AT&T Mobility	1,564.51
07/13/2015	23791	Bernell Hydraulics, Inc.	617.89
07/13/2015	23792	Corelogic, Inc.	330.00
07/13/2015	23793	Coverall North America, Inc.	1,021.00
07/13/2015	23794	Daily Journal Corporation	723.80
07/13/2015	23795	Hasa, Inc.	3,965.00
07/13/2015	23796	Mark Miller	2,226.00
07/13/2015	23797	Nagem, Inc.	300.00
07/13/2015	23798	NetComp Technologies, Inc.	3,000.48
07/13/2015	23799	Platinum Advisors, LLC	5,000.00
07/13/2015	23800	San Gorgonio Pass Water Agency	13,117.05
07/13/2015	23801	Separation Processes, Inc.	6,064.56
07/13/2015	23802	Shred-It	575.00
07/13/2015	23803	The Counseling Team Internatio	240.00
07/13/2015	23804	UPS Store#1504/ Mail Boxes Etc	18.33
07/13/2015	23805	Verizon	229.40
07/13/2015	23806	A-Z Bus Sales, Inc	1,000.00
07/13/2015	23807	Evoqua Water Technologies LLC	918.60
07/13/2015	23808	Grainger	61.43
07/13/2015	23809	Great Pacific Equipment Inc	615.00
07/13/2015	23810	Alan L. Grubel Automotive Inc.	614.56
07/13/2015	23811	Industrial Safety Supply Corp	473.69
07/13/2015	23812	JB Paving & Engineering, Inc.	6,159.00
07/13/2015	23813	Nuckles Oil Company, Inc.	1,340.92
07/13/2015	23814	Microflex Corp #774353	1,333.58
07/13/2015	23815	VERNIER, R H	56.43
07/13/2015	23816	MERRITT, JR, J. LEVE	124.98
07/13/2015	23817	GONZALES, ANDREW	41.63
07/13/2015	23818	STRICKER, LOUIS	67.50
07/13/2015	23819	AWWA CA-NV (Rancho Cucamonga)	800.00
07/13/2015	23820	Boot Barn #4	594.84
07/13/2015	23821	Fox Occupational Medical Cente	100.00
07/13/2015	23822	Cypress Insurance Company	15,377.92
07/20/2015	23823	American Water Works Assoc.	104.00
07/20/2015	23824	California Water Environment A	484.00
07/20/2015	23825	CWEA-TCP (OAKPORT ST.)	86.00
07/20/2015	23826	State Water Resources Control	90.00
07/20/2015	23827	Mike Kostelecky	86.39
07/20/2015	23828	Kevin Lee	53.99
07/20/2015	23829	Ameripride Uniform Services	414.54
07/20/2015	23830	Redlands Employment Services	948.40
07/20/2015	23831	BofA Credit Card	51.92
07/20/2015	23832	Central Communications	372.29
07/20/2015	23833	CHJ Consultants	28,865.85
07/20/2015	23834	East Valley Water District	400.00
07/20/2015	23835	Fedex	24.81
07/20/2015	23836	Ben Hernandez	90.95
07/20/2015	23837	InfoSend, Inc.	2,002.42
07/20/2015	23838	MailFinance Inc.	338.34
07/20/2015	23839	NetComp Technologies, Inc.	2,972.16
07/20/2015	23840	Pro-Pipe & Supply, Inc.	8.20

Check Register - July 2015

<u>Check Date</u>	<u>Check Number</u>	<u>Name</u>	<u>Check Amount</u>
07/20/2015	23841	San Gorgonio Pass Water Agency	4,186.95
07/20/2015	23842	Southern CA Emergency Medicine	75.00
07/20/2015	23843	Auto Care Clinic	385.60
07/20/2015	23844	Brenntag Pacific, Inc	3,862.37
07/20/2015	23845	Brithinee Electric	920.00
07/20/2015	23846	Cortech Engineering	2,213.79
07/20/2015	23847	Evoqua Water Technologies LLC	1,261.06
07/20/2015	23848	Inland Water Works Supply Co.	418.82
07/20/2015	23849	JR Freeman Co. Inc.	38.83
07/20/2015	23850	Nuckles Oil Company, Inc.	111.13
07/20/2015	23851	Mark Miller	89.00
07/20/2015	23852	NCL Of Wisconsin Inc	372.99
07/20/2015	23853	Red Alert Special Couriers	344.26
07/20/2015	23854	Steven Enterprises, Inc	1,978.13
07/20/2015	23855	Atkinson, Andelson, Loya, Ruud	4,162.51
07/24/2015	23856	AMERICAN EAGLE CONST	1,401.10
07/22/2015	23857	PAYROLL CHECK	2,092.66
07/24/2015	23858	CA-PERS Supplemental Income 45	14,259.06
07/24/2015	23859	WageWorks, Inc.	1,328.07
07/24/2015	23860	Public Employees' Retirement S	20,757.33
07/24/2015	23861	CA-PERS Supplemental Income 45	575.50
07/24/2015	23862	Hong Nelson	125.00
07/24/2015	23863	Public Employees' Retirement S	331,686.00
07/24/2015	23864	CA-PERS Supplemental Income 45	1.00
07/27/2015	23865	Ralph C. Casas	65.25
07/27/2015	23866	Ameripride Uniform Services	615.96
07/27/2015	23867	Redlands Employment Services	948.40
07/27/2015	23868	Center Electric	8,579.18
07/27/2015	23869	Fedex	25.05
07/27/2015	23870	Incode Division-Tyler Technolo	1,732.99
07/27/2015	23871	Johnson Power Systems	3,235.91
07/27/2015	23872	Krieger & Stewart	74,182.48
07/27/2015	23873	Leroy's Landscape Services	5,700.00
07/27/2015	23874	Praxair Inc.	24.90
07/27/2015	23875	RMC Water and Environment	1,692.80
07/27/2015	23876	Santa Ana Watershed Project Au	1,000.00
07/27/2015	23877	South Coast A.Q.M.D.	467.98
07/27/2015	23878	Terminix Commercial	582.00
07/27/2015	23879	Verizon	142.21
07/27/2015	23880	Wilson Bohannan Company	817.36
07/27/2015	23881	Yucaipa Disposal, Inc.	1,407.16
07/27/2015	23882	Aqua-Metric Sales Company	1,165.62
07/27/2015	23883	Cal's Auto Repair & Towing	150.00
07/27/2015	23884	Calolympic Glove & Safety Co.,	232.31
07/27/2015	23885	Fastenal Company	339.74
07/27/2015	23886	Fisher Scientific Co.	233.64
07/27/2015	23887	Alan L. Grubel Automotive Inc.	118.01
07/27/2015	23888	Hach Company	1,228.85
07/27/2015	23889	Inland Water Works Supply Co.	809.73
07/27/2015	23890	JR Freeman Co. Inc.	168.35
07/27/2015	23891	Nuckles Oil Company, Inc.	1,749.33
07/27/2015	23892	Pall Corporation	17,935.99
07/27/2015	23893	Patton Sales Corporation	169.88
07/27/2015	23894	Pro-Pipe & Supply, Inc.	129.97
07/27/2015	23895	Riverside Winnelson Company	303.84
07/27/2015	23896	Safeguard Business Systems Inc	1,228.24

Check Register - July 2015

<u>Check Date</u>	<u>Check Number</u>	<u>Name</u>	<u>Check Amount</u>
07/27/2015	23897	American Family Life Assurance	2,505.43
07/27/2015	23898	Matthew Flordelis	347.60
07/27/2015	23899	WageWorks, Inc.	191.75
July 2015 Check Register Total			1,377,684.99

Board Reports



Yucaipa Valley Water District

Staff Report



Yucaipa Valley Water District

Discussion Items



Yucaipa Valley Water District



Date: August 19, 2015

Prepared By: Vicky Elisalda, Controller
Peggy Little, Administrative Supervisor

Subject: Unaudited Financial Report for the Period Ending on July 31, 2015

Recommendation: That the Board receives and files the unaudited financial report as presented.

The following unaudited financial report has been prepared by the Administrative Department for your review. The report has been divided into six sections to clearly disseminate information pertaining to the financial status of the District. Please remember that the following financial information has not been audited.

Cash Fund Balance Report

[Detailed information can be found on page 5 to 6 of 28]

The Cash Fund Balance Report provides a summary of how the total amount of funds maintained by financial institutions is distributed throughout the enterprise and non-enterprise funds of the District. A summary of the report is as follows:

Fund Source	Operating Funds	Restricted Funds	Total Funds
Water Division	\$8,768,172.32	\$212,154.56	\$8,980,326.88
Sewer Division	\$14,766,178.43	(\$6,128,071.61)	\$8,638,106.82
Recycled Water Division	<u>\$3,023,691.30</u>	<u>\$364,059.32</u>	<u>\$3,387,750.62</u>
Total	\$26,558,042.05	(\$5,551,857.73)	\$21,006,184.32

Most of the funds reflected in the Cash Fund Balance Report are designated for specific purposes and are therefore restricted, either by law or by District policy.

Check Register

[Detailed information can be found on pages 7 to 10 of 28]

The check register lists each check processed during the month of July 2015. The District processed 171 checks during the month of July for a total sum of \$1,377,684.99. All checks are reviewed by District staff for accuracy and completeness, and usually signed by the General Manager and one Director, but may be signed by two Directors.

The Controller will make any check, invoice or supporting documentation available for review to any board member upon request.

Financial Account Information

[Detailed information can be found on pages 11 to 14 of 28]

The District currently deposits all revenue received into the Deposit Checking account. The General Checking account is used as a sole processing account for all District checks and electronic payroll. The Investment Checking account is used for the purchase and redemption of US treasury notes and bills and for the transfer of LAIF funds. The US treasury notes and bills are booked at cost.

The LAIF investment account is a pooled money account administered by the State of California. Additional information on the LAIF account is provided below in the investment summary report.

Investment Summary

[Detailed information can be found on pages 15 to 16 of 28]

The investment summary report illustrates the District's investments in US treasury notes and bills in addition to the investments held by the Local Agency Investment Fund or LAIF. The yields for the treasury notes and bills are provided for each individual transaction. The historical annual yield for funds invested with LAIF is also provided.

Separate pooled money investment reports prepared by the State of California are maintained by the District and available for review.

Monthly Revenue Allocation

[Detailed information can be found on pages 17 to 18 of 28]

During the month of July 2015 the District received a sum total of \$2,295,192.94 in revenues from the following categories:

- A total of \$1,713,696.00 was received from 14,507 customers for utility bill payments. This is the total amount of utility bill payments received from water, sewer and recycled services.
- A total of \$3,255.25 was received for construction meter deposits, customer deposits and internet fee payments.
- A total of \$405,179.29 was received from miscellaneous water related activities (other than utility bill charges).
- A total of \$173,005.24 was received from miscellaneous sewer related activities (other than utility bill charges).
- A total of \$57.16 was received from miscellaneous recycled related activities (other than utility bill charges).

Fiscal Year 2015 Budget Status

[Detailed information can be found on pages 19 to 28 of 28]

The revenue and expense budget status for the 2015 Fiscal Year is provided for your review.

**Summary of Revenue Budget
As of July 31, 2015 (4% of Budget Cycle)**

<u>Division</u>	<u>Budget Amount</u>	<u>Current Month</u>	<u>Year-To-Date</u>	<u>Percentage</u>
Water	13,412,500	1,018,889	1,018,889	7.60%
Sewer	11,820,000	949,844	949,844	8.04%
Recycled Water	537,250	64,378	64,378	11.98%
District Revenue	25,769,750	2,033,111	2,033,111	7.89%

**Summary of Water Budget
As of July 31, 2015 (4% of Budget Cycle)**

<u>Department</u>	<u>Budget Amount</u>	<u>Current Month</u>	<u>Year-To-Date</u>	<u>Percentage</u>
Water Resources	5,050,200	253,818	253,818	5.03%
Public works	2,385,800	104,378	104,378	4.37%
Administration	3,682,486	251,922	251,922	6.84%
Long Term Debt	2,294,014	0	0	0.00%
Asset Acquisition	0	0	0	0.00%
TOTAL	13,412,500	610,118	610,118	4.55%

**Summary of Sewer Budget
As of July 31, 2015 (4% of Budget Cycle)**

<u>Department</u>	<u>Budget Amount</u>	<u>Current Month</u>	<u>Year-To-Date</u>	<u>Percentage</u>
Treatment	3,789,816	206,775	206,775	5.46%
Administration	3,151,840	230,615	230,615	7.32%
Environmental Control	982,300	61,071	61,071	6.22%
Long Term Debt	3,896,044	0	0	0.00%
Asset Acquisition-Palmer	0	0	0	0.00%
TOTAL	11,820,000	498,461	498,461	4.22%

**Summary of Recycled Water Budget
As of July 31, 2015 (4% of Budget Cycle)**

<u>Department</u>	<u>Budget Amount</u>	<u>Current Month</u>	<u>Year-To-Date</u>	<u>Percentage</u>
Administration	537,250	26,886	26,886	5.00%
TOTAL	537,250	26,886	26,886	5.00%
District Expenses	25,769,750	1,135,465	1,135,465	4.41%

Investment Policy Disclosure

The District is currently compliant with the portfolio of its Investment Policy and State Law.

The District is using Sandy Gage with Merrill Lynch Wealth Management (Bank of America Corporation) for Treasury investments. The District expects to meet its expenditure requirements for the next six months.

Questions or Comments

If you have any questions about a particular budget account, please do not hesitate to contact the Controller directly. If you need additional information, the members of the Administrative Department would be happy to provide you with any detailed information you may desire.

Cash Fund Balance Report - July 2015

Water Division	GL#	Balance
*ID 1 Construction Funds	02-10216	\$ 293,145.85
*ID 2 Construction Funds	02-10217	\$ 80,409.31
*FCC - Debt Service YVRWFF Phase I	02-10401	\$ (560,118.90)
*FCC - Future YVRWFF Phase II & III	02-10403	\$ 262,418.17
*FCC - Recycled System	02-10410	\$ (1,107,490.14)
*FCC - Booster Pumping Plants	02-10411	\$ 428,580.59
*FCC - Pipeline Facilities	02-10412	\$ (763,804.47)
*FCC - Water Storage Reservoirs	02-10413	\$ 1,579,014.15
Project Fund - Encumbered	02-10215	\$ -
Depreciation Reserves	02-10310	\$ 3,101,598.13
Infrastructure Reserves	02-10311	\$ 1,803,359.00
Sustainability Fund	02-10313	\$ 540,526.16
Rate Stabilization Fund	02-10314	\$ 500,209.14
Imported Water Fund - MUNI	02-10315	\$ (79,106.37)
Imported Water Fund - SGPWA	02-10316	\$ 810,301.88
Operating Funds:		\$ 2,091,284.38
Total Water Division		\$ 8,980,326.88

Sewer Division	GL#	Balance
*SRF Reserve Fund - Brineline	03-10218	\$ 637,449.00
*SRF Reserve Fund - WISE	03-10219	\$ 184,928.00
*SRF Reserve Fund - R 10.3	03-10220	\$ 51,531.00
*SRF Reserve Fund - Crow St	03-10221	\$ -
*FCC - Debt Service WWTP Expansion & Upgrade	03-10405	\$ 828,022.61
*FCC - Future WWTP Expansion	03-10407	\$ 794,156.11
*FCC - Sewer Interceptors	03-10415	\$ (1,108,769.03)
*FCC - Lift Stations	03-10416	\$ 195,741.48
*FCC - Effluent Disposal Facilities	03-10417	\$ (1,802,862.86)
*FCC - Salt Mitigation Facilities	03-10418	\$ (5,908,267.92)
Project Fund - Encumbered	03-10215	\$ 154,500.00
Depreciation Reserves	03-10310	\$ 5,589,672.09
Infrastructure Reserves	03-10311	\$ 3,252,930.00
Rate Stabilization Fund	03-10314	\$ 1,464,394.90
Operating Funds:		\$ 4,304,681.44
Total Wastewater Division		\$ 8,638,106.82

Recycled Water Division	GL#	Balance
*FCC - Recycled System	04-10410	\$ 36,972.43
*FCC - Booster Pumping Plants	04-10411	\$ 39,449.37
*FCC - Pipeline Facilities	04-10412	\$ 179,616.85
*FCC - Water Storage Reservoirs	04-10413	\$ 108,020.67
Project Fund - Encumbered	04-10215	\$ 200,000.00
Depreciation Reserves	04-10310	\$ 508,578.00
Infrastructure Reserves	04-10311	\$ 230,007.00
Operating Funds:		\$ 2,085,106.30
Total Recycled Water Division		\$ 3,387,750.62

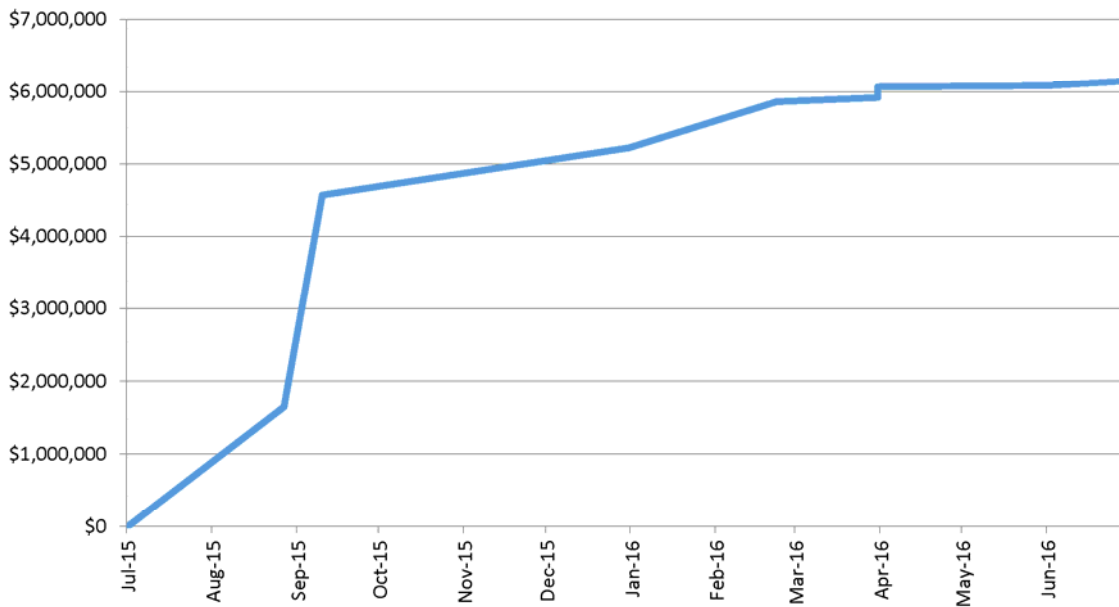
DISTRICT TOTAL \$ 21,006,184.32

*=Restricted Funds

Cash Fund Balance Report - July 2015

Pending Financial Obligations for Fiscal Year 2015/16				
Due Date	Fund	Description	Term of Obligation	Amount
08/27/2015	Water	2015A Bond Payment - YVRWFF	2015-2034	\$ 1,646,177.19
09/10/2015	Sewer	SRF Payment - WRWRF	2009-2028	\$ 2,923,688.75
12/31/2015	Sewer	SRF Payment - Yucaipa Regional Brineline	2013-2032	\$ 652,249.39
02/23/2016	Water	2015A Bond Payment - YVRWFF	2015-2034	\$ 640,556.25
03/31/2016	Sewer	SRF Payment - Recycled Reservoir R-10.3	2014-2033	\$ 54,243.02
03/31/2016	Sewer	SRF Payment - Desalinization at WRWRF	2014-2033	\$ 148,282.00
06/01/2016	Sewer	SBVMWD - Inland Empire Brineline Payment	2013-2016	\$ 20,000.00
06/30/2016	Sewer	SRF Payment - Crow Street/Recycled Booster B-12.1	Estimated	\$ 65,000.00
Total				\$ 6,150,196.60

**Payment Schedule and Cash Flow Requirements
for Fiscal Year 2015-2016**



Check Register - July 2015

<u>Check Date</u>	<u>Check Number</u>	<u>Name</u>	<u>Check Amount</u>
07/01/2015	23729	Aetna Health of California	58,293.00
07/01/2015	23730	Bay Alarm Company	4,581.96
07/01/2015	23731	California Municipal Treasurer	155.00
07/01/2015	23732	Center Electric	372.60
07/01/2015	23733	Ashley Hosmanek	115.68
07/01/2015	23734	Incode Division-Tyler Technolo	890.38
07/01/2015	23735	Inland Counties Insurance Serv	199,866.64
07/01/2015	23736	SB CNTY-Auditor/Controller	20,000.00
07/01/2015	23737	Tattletale Portable Alarm Syst	3,105.00
07/01/2015	23738	George F. Siddle	72.75
07/01/2015	23739	CA-EDD	1,187.21
07/01/2015	23740	Rodd Greene	601.00
07/01/2015	23741	YVWD-Petty Cash	261.28
07/01/2015	23742	Gregory N. Godwin	200.00
07/01/2015	23743	Standard Insurance Company	2,191.60
07/01/2015	23744	Western Dental Services, Inc.	302.27
07/01/2015	23745	Robert Hines	601.00
07/01/2015	23746	Anthem Blue Cross L and H	329.50
07/01/2015	23747	Standard Insurance Company	2,811.76
07/01/2015	23748	Aetna Health of California	59,614.00
07/01/2015	23749	Standard Insurance Vision Plan	588.20
07/01/2015	23750	MetLife Small Business Center	437.88
07/01/2015	23751	WageWorks, Inc.	191.75
07/01/2015	23752	PAYROLL CHECK	5,227.36
07/06/2015	23753	Addiction Medicine Consultants	407.50
07/06/2015	23754	Ameripride Uniform Services	433.11
07/06/2015	23755	Redlands Employment Services	948.40
07/06/2015	23756	First American Data Tree, LLC	96.62
07/06/2015	23757	Fedex	20.69
07/06/2015	23758	InfoSend, Inc.	5,151.59
07/06/2015	23759	Konica Minolta Business Soluti	87.84
07/06/2015	23760	Q Versa, LLC	8,865.40
07/06/2015	23761	SCCI, Inc.	350.00
07/06/2015	23762	Sims Welding & Supply Co., Inc	196.70
07/06/2015	23763	Association of San Bernardino	33.00
07/06/2015	23764	The Gas Company	53.84
07/06/2015	23765	Underground Service Alert Of S	270.00
07/06/2015	23766	News Mirror Publishing, Inc.	472.57
07/06/2015	23767	Jeanntte Wisdom	1,677.00
07/06/2015	23768	Fastenal Company	339.74
07/06/2015	23769	Inland Water Works Supply Co.	2,829.28
07/06/2015	23770	JB Paving & Engineering, Inc.	4,836.00
07/06/2015	23771	JR Freeman Co. Inc.	25.72
07/06/2015	23772	Polydyne Inc.	5,713.20
07/10/2015	23773	PAYROLL CHECK	1,970.27
07/10/2015	23774	PAYROLL CHECK	301.37
07/10/2015	23775	CA-PERS Supplemental Income 45	16,385.01
07/10/2015	23776	WageWorks, Inc.	1,328.07
07/10/2015	23777	Public Employees' Retirement S	20,864.65
07/10/2015	23778	Hong Nelson	125.00
07/10/2015	23779	IBEW Local 1436	216.00
07/13/2015	23780	Aklufi & Wysocki	5,587.50
07/13/2015	23781	Delta Partners, LLC	7,500.00
07/13/2015	23782	Krieger & Stewart	29,476.60
07/13/2015	23783	One Stop Landscape Supply Inc	22,500.50

Check Register - July 2015

<u>Check Date</u>	<u>Check Number</u>	<u>Name</u>	<u>Check Amount</u>
07/13/2015	23784	RMC Water and Environment	22,699.59
07/13/2015	23785	Sacramento Bank of Commerce	47,838.00
07/13/2015	23786	San Bdn. Valley Muni. Water D	136,945.00
07/13/2015	23787	Skydrop, LLC	39,000.00
07/13/2015	23788	Ameripride Uniform Services	453.11
07/13/2015	23789	Redlands Employment Services	746.87
07/13/2015	23790	AT&T Mobility	1,564.51
07/13/2015	23791	Bernell Hydraulics, Inc.	617.89
07/13/2015	23792	Corelogic, Inc.	330.00
07/13/2015	23793	Coverall North America, Inc.	1,021.00
07/13/2015	23794	Daily Journal Corporation	723.80
07/13/2015	23795	Hasa, Inc.	3,965.00
07/13/2015	23796	Mark Miller	2,226.00
07/13/2015	23797	Nagem, Inc.	300.00
07/13/2015	23798	NetComp Technologies, Inc.	3,000.48
07/13/2015	23799	Platinum Advisors, LLC	5,000.00
07/13/2015	23800	San Gorgonio Pass Water Agency	13,117.05
07/13/2015	23801	Separation Processes, Inc.	6,064.56
07/13/2015	23802	Shred-It	575.00
07/13/2015	23803	The Counseling Team Internatio	240.00
07/13/2015	23804	UPS Store#1504/ Mail Boxes Etc	18.33
07/13/2015	23805	Verizon	229.40
07/13/2015	23806	A-Z Bus Sales, Inc	1,000.00
07/13/2015	23807	Evoqua Water Technologies LLC	918.60
07/13/2015	23808	Grainger	61.43
07/13/2015	23809	Great Pacific Equipment Inc	615.00
07/13/2015	23810	Alan L. Grubel Automotive Inc.	614.56
07/13/2015	23811	Industrial Safety Supply Corp	473.69
07/13/2015	23812	JB Paving & Engineering, Inc.	6,159.00
07/13/2015	23813	Nuckles Oil Company, Inc.	1,340.92
07/13/2015	23814	Microflex Corp #774353	1,333.58
07/13/2015	23815	VERNIER, R H	56.43
07/13/2015	23816	MERRITT, JR, J. LEVE	124.98
07/13/2015	23817	GONZALES, ANDREW	41.63
07/13/2015	23818	STRICKER, LOUIS	67.50
07/13/2015	23819	AWWA CA-NV (Rancho Cucamonga)	800.00
07/13/2015	23820	Boot Barn #4	594.84
07/13/2015	23821	Fox Occupational Medical Cente	100.00
07/13/2015	23822	Cypress Insurance Company	15,377.92
07/20/2015	23823	American Water Works Assoc.	104.00
07/20/2015	23824	California Water Environment A	484.00
07/20/2015	23825	CWEA-TCP (OAKPORT ST.)	86.00
07/20/2015	23826	State Water Resources Control	90.00
07/20/2015	23827	Mike Kostelecky	86.39
07/20/2015	23828	Kevin Lee	53.99
07/20/2015	23829	Ameripride Uniform Services	414.54
07/20/2015	23830	Redlands Employment Services	948.40
07/20/2015	23831	BofA Credit Card	51.92
07/20/2015	23832	Central Communications	372.29
07/20/2015	23833	CHJ Consultants	28,865.85
07/20/2015	23834	East Valley Water District	400.00
07/20/2015	23835	Fedex	24.81
07/20/2015	23836	Ben Hernandez	90.95
07/20/2015	23837	InfoSend, Inc.	2,002.42
07/20/2015	23838	MailFinance Inc.	338.34

Check Register - July 2015

<u>Check Date</u>	<u>Check Number</u>	<u>Name</u>	<u>Check Amount</u>
07/20/2015	23839	NetComp Technologies, Inc.	2,972.16
07/20/2015	23840	Pro-Pipe & Supply, Inc.	8.20
07/20/2015	23841	San Gorgonio Pass Water Agency	4,186.95
07/20/2015	23842	Southern CA Emergency Medicine	75.00
07/20/2015	23843	Auto Care Clinic	385.60
07/20/2015	23844	Brenntag Pacific, Inc	3,862.37
07/20/2015	23845	Brithinee Electric	920.00
07/20/2015	23846	Cortech Engineering	2,213.79
07/20/2015	23847	Evoqua Water Technologies LLC	1,261.06
07/20/2015	23848	Inland Water Works Supply Co.	418.82
07/20/2015	23849	JR Freeman Co. Inc.	38.83
07/20/2015	23850	Nuckles Oil Company, Inc.	111.13
07/20/2015	23851	Mark Miller	89.00
07/20/2015	23852	NCL Of Wisconsin Inc	372.99
07/20/2015	23853	Red Alert Special Couriers	344.26
07/20/2015	23854	Steven Enterprises, Inc	1,978.13
07/20/2015	23855	Atkinson, Andelson, Loya, Ruud	4,162.51
07/24/2015	23856	AMERICAN EAGLE CONST	1,401.10
07/22/2015	23857	PAYROLL CHECK	2,092.66
07/24/2015	23858	CA-PERS Supplemental Income 45	14,259.06
07/24/2015	23859	WageWorks, Inc.	1,328.07
07/24/2015	23860	Public Employees' Retirement S	20,757.33
07/24/2015	23861	CA-PERS Supplemental Income 45	575.50
07/24/2015	23862	Hong Nelson	125.00
07/24/2015	23863	Public Employees' Retirement S	331,686.00
07/24/2015	23864	CA-PERS Supplemental Income 45	1.00
07/27/2015	23865	Ralph C. Casas	65.25
07/27/2015	23866	Ameripride Uniform Services	615.96
07/27/2015	23867	Redlands Employment Services	948.40
07/27/2015	23868	Center Electric	8,579.18
07/27/2015	23869	Fedex	25.05
07/27/2015	23870	Incode Division-Tyler Technolo	1,732.99
07/27/2015	23871	Johnson Power Systems	3,235.91
07/27/2015	23872	Krieger & Stewart	74,182.48
07/27/2015	23873	Leroy's Landscape Services	5,700.00
07/27/2015	23874	Praxair Inc.	24.90
07/27/2015	23875	RMC Water and Environment	1,692.80
07/27/2015	23876	Santa Ana Watershed Project Au	1,000.00
07/27/2015	23877	South Coast A.Q.M.D.	467.98
07/27/2015	23878	Terminix Commercial	582.00
07/27/2015	23879	Verizon	142.21
07/27/2015	23880	Wilson Bohannon Company	817.36
07/27/2015	23881	Yucaipa Disposal, Inc.	1,407.16
07/27/2015	23882	Aqua-Metric Sales Company	1,165.62
07/27/2015	23883	Cal's Auto Repair & Towing	150.00
07/27/2015	23884	Calolympic Glove & Safety Co.,	232.31
07/27/2015	23885	Fastenal Company	339.74
07/27/2015	23886	Fisher Scientific Co.	233.64
07/27/2015	23887	Alan L. Grubel Automotive Inc.	118.01
07/27/2015	23888	Hach Company	1,228.85
07/27/2015	23889	Inland Water Works Supply Co.	809.73
07/27/2015	23890	JR Freeman Co. Inc.	168.35
07/27/2015	23891	Nuckles Oil Company, Inc.	1,749.33
07/27/2015	23892	Pall Corporation	17,935.99
07/27/2015	23893	Patton Sales Corporation	169.88

Check Register - July 2015

<u>Check Date</u>	<u>Check Number</u>	<u>Name</u>	<u>Check Amount</u>
07/27/2015	23894	Pro-Pipe & Supply, Inc.	129.97
07/27/2015	23895	Riverside Winnelson Company	303.84
07/27/2015	23896	Safeguard Business Systems Inc	1,228.24
07/27/2015	23897	American Family Life Assurance	2,505.43
07/27/2015	23898	Matthew Flordelis	347.60
07/27/2015	23899	WageWorks, Inc.	191.75
July 2015 Check Register Total			1,377,684.99

Financial Account Information - July 2015

DATE	DESCRIPTION	Deposit Checking	General Checking	Investment Checking	Treasuries at cost	LAIF Invest. Fund	TOTAL ACTIVITY
06/30/2015	bal forward	203,366.54	30,000.00	15,807.86	501,567.01	19,616,595.48	20,367,336.89
6/30	rev retained in MM				(629.28)		(629.28)
07/01/2015	Deposit	47,025.80					47,025.80
	Credit Card-6/30	915.88					915.88
	Credit Card-7/1	5,697.38					5,697.38
	Electronic	16,707.06					16,707.06
	Website-7/1	3,948.46					3,948.46
	Website-7/2	161.76					161.76
	Website-7/2	636.82					636.82
07/02/2015	Deposit	28,720.15					28,720.15
	ETS Annual Fee	(150.00)					(150.00)
	ETS Annual Fee	(150.00)					(150.00)
	ETS Fees	(1,346.69)					(1,346.69)
	ETS Fees	(1,006.58)					(1,006.58)
	Credit Card-7/1	1,027.99					1,027.99
	Credit Card-7/2	1,341.76					1,341.76
	Electronic-7/2	21,204.01					21,204.01
	Electronic-7/3	20,877.88					20,877.88
	Website-7/2	2,383.28					2,383.28
	Website-7/3	3,663.65					3,663.65
	Website-7/4	127.37					127.37
	Website-7/4	1,511.97					1,511.97
	Website-7/5	887.63					887.63
	Website-7/6	68.32					68.32
	Website-7/6	399.35					399.35
07/06/2015	Deposit	116,537.12					116,537.12
	Credit Card-7/2	812.35					812.35
	Credit Card-7/6	3,546.72					3,546.72
	Electronic	16,068.99					16,068.99
	Website-7/6	3,454.80					3,454.80
	Website-7/7	773.82					773.82
	ACH pmts	42,594.69					42,594.69
7/1	StopPay-ck#23300,5/4/15 Aetna		58,293.00				58,293.00
	Cks.#23729-23752		(361,997.82)				(361,997.82)
	TRF#1355 - AP	(303,704.82)	303,704.82				0.00
07/07/2015	Deposit	10,799.33					10,799.33
	Credit Card-7/6	1,786.61					1,786.61
	Credit Card-7/7	2,747.67					2,747.67
	Electronic	16,127.26					16,127.26
	Website-7/7	2,633.98					2,633.98
	Website-7/8	134.95					134.95
	Website-7/8	819.17					819.17
07/08/2015	Deposit	39,908.05					39,908.05
	Deposit - Skydrop	1,770.00					1,770.00
	Credit Card-7/7	988.67					988.67
	Credit Card-7/8	4,939.74					4,939.74
	Electronic	11,442.58					11,442.58
	Website-7/8	3,243.42					3,243.42
	Website-7/9	90.85					90.85
7/10/15-PR	Federal Taxes		(50,920.75)				(50,920.75)
7/10/15-PR	State Taxes		(8,929.10)				(8,929.10)
7/10/15-PR	PR Direct Deposit		(107,758.82)				(107,758.82)
7/10/15-PR	VOYA 457		(8,303.64)				(8,303.64)
	Ck#23753-23779		(73,998.57)				(73,998.57)
	TRF#1356 - AP & PR	(249,910.88)	249,910.88				0.00
07/09/2015	Deposit	44,787.16					44,787.16
	Credit Card-7/8	763.84					763.84
	Credit Card-7/9	2,017.94					2,017.94
	Electronic	7,857.91					7,857.91
	Website-7/9	1,397.34					1,397.34
	Website-7/10	945.12					945.12

Financial Account Information - July 2015

DATE	DESCRIPTION	Deposit Checking	General Checking	Investment Checking	Treasuries at cost	LAIF Invest. Fund	TOTAL ACTIVITY
06/30/2015	bal forward	203,366.54	30,000.00	15,807.86	501,567.01	19,616,595.48	20,367,336.89
07/10/2015	Deposit	52,232.28					52,232.28
	Credit Card-7/9	336.89					336.89
	Credit Card-7/10	7,498.27					7,498.27
	Electronic	12,008.22					12,008.22
	Website-7/10	3,063.97					3,063.97
	Website-7/11	133.05					133.05
	Website-7/11	1,394.28					1,394.28
	Website-7/12	2,008.75					2,008.75
	Website-7/13	26.53					26.53
	Website-7/13	138.45					138.45
	ACH pmts	51,037.86					51,037.86
07/13/2015	Deposit	103,325.38					103,325.38
	Credit Card-7/10	936.76					936.76
	Credit Card-7/13	4,306.54					4,306.54
	Electronic	15,170.96					15,170.96
	Website-7/13	6,470.87					6,470.87
	Website-7/14	78.52					78.52
	Website-7/14	420.64					420.64
07/14/2015	Deposit	10,218.64					10,218.64
	Deposit - M/C	7,356.47					7,356.47
	Deposit - M/C	6,805.06					6,805.06
	Credit Card-7/13	249.46					249.46
	Credit Card-7/14	2,193.59					2,193.59
	Electronic	22,710.27					22,710.27
	Website-7/14	1,795.78					1,795.78
	Website-7/15	123.23					123.23
	Website-7/15	388.95					388.95
	Ck#23780-23822		(381,420.27)				(381,420.27)
	TRF#1357 - AP	(381,420.27)	381,420.27				0.00
07/15/2015	Deposit	54,015.17					54,015.17
	Credit Card-7/14	829.28					829.28
	Credit Card-7/15	4,412.62					4,412.62
	Electronic	16,829.56					16,829.56
	Website-7/15	2,594.57					2,594.57
	Website-7/16	184.17					184.17
	Website-7/16	1,112.96					1,112.96
	ACH pmts	54,444.23					54,444.23
	Qtrly Analysis Fee			(10,692.96)			(10,692.96)
7/15	LAIF Quarterly interest					12,375.46	12,375.46
07/16/2015	Deposit	29,654.77					29,654.77
	Credit Adj. (posting error)	41.66					41.66
Stmt. 7/20	Debit Adj. (posting correction)	(41.66)					(41.66)
	Credit Card-7/15	1,386.07					1,386.07
	Credit Card-7/16	2,084.17					2,084.17
	Electronic	11,549.54					11,549.54
	Website - 7/16	2,498.85					2,498.85
	Website - 7/17	1,230.96					1,230.96
07/17/2015	Deposit	21,669.44					21,669.44
	Deposit - SBC Tax Ck	27,471.63					27,471.63
	Credit Card-7/16	594.31					594.31
	Credit Card-7/17	3,417.31					3,417.31
	Electronic	16,126.14					16,126.14
	Website-7/17	4,062.19					4,062.19
	Website-7/18	100.00					100.00
	Website-7/18	2,639.55					2,639.55
	Website-7/19	2,238.57					2,238.57
	Website-7/20	239.85					239.85
	Website-7/20	435.90					435.90

Financial Account Information - July 2015

DATE	DESCRIPTION	Deposit Checking	General Checking	Investment Checking	Treasuries at cost	LAIF Invest. Fund	TOTAL ACTIVITY
06/30/2015	bal forward	203,366.54	30,000.00	15,807.86	501,567.01	19,616,595.48	20,367,336.89
07/20/2015	Deposit	66,566.38					66,566.38
	Deposit - Skydrop	1,545.00					1,545.00
	Credit Card-7/17	753.22					753.22
	Credit Card-7/20	3,340.59					3,340.59
	Electronic	15,971.91					15,971.91
	Website-7/20	2,642.04					2,642.04
	Website-7/21	161.82					161.82
	Website-7/21	518.60					518.60
	ACH pmts	26,586.29					26,586.29
07/21/2015	Deposit	7,629.21					7,629.21
	Deposit - 11261 Fremont St	4,260.60					4,260.60
	Credit Card-7/20	681.54					681.54
	Credit Card-7/21	2,254.81					2,254.81
	Electronic	18,590.41					18,590.41
	Website-7/21	2,550.80					2,550.80
	Website-7/22	150.27					150.27
	Website-7/22	258.72					258.72
07/22/2015	Deposit	28,825.23					28,825.23
	Credit Card-7/21	1,140.04					1,140.04
	Credit Card-7/22	5,702.07					5,702.07
	Electronic	11,634.73					11,634.73
	Website-7/22	2,158.92					2,158.92
	Website-7/23	376.01					376.01
	TRF#1358 - LAIF to Inv Ck			525,000.00		(525,000.00)	0.00
	TRF#1359 - Inv Ck to Dep Ck	500,000.00		(500,000.00)			0.00
7/24/15-PR	Federal Taxes		(44,231.66)				(44,231.66)
7/24/15-PR	State Taxes		(7,422.84)				(7,422.84)
7/24/15-PR	PR Direct Deposit		(101,002.33)				(101,002.33)
7/24/15-PR	VOYA 457		(7,413.64)				(7,413.64)
	Ck#23823-23864		(430,040.42)				(430,040.42)
	TRF#1360 - AP & PR	(590,110.89)	590,110.89				0.00
07/23/2015	Deposit	36,526.55					36,526.55
	Deposit - SBC Tax Ck	40,446.25					40,446.25
	Credit Card-7/22	1,293.44					1,293.44
	Credit Card-7/23	1,050.00					1,050.00
	Electronic	10,770.99					10,770.99
	Website-7/23	2,781.15					2,781.15
	Website-7/24	928.66					928.66
07/24/2015	Deposit	32,790.40					32,790.40
	Credit Card-7/23	780.77					780.77
	Credit Card-7/24	2,167.39					2,167.39
	Electronic	16,539.63					16,539.63
	Website-7/24	1,918.09					1,918.09
	Website-7/25	78.52					78.52
	Website-7/25	2,175.00					2,175.00
	Website-7/26	1,602.60					1,602.60
	Website-7/27	88.00					88.00
	Website-7/27	379.02					379.02
07/27/2015	Deposit	87,878.29					87,878.29
	Credit Card-7/24	1,705.50					1,705.50
	Credit Card-7/27	2,495.17					2,495.17
	Electronic	16,879.03					16,879.03
	Website-7/27	1,913.75					1,913.75
	Website-7/28	107.36					107.36
	Website-7/28	438.42					438.42
	ACH pmts	82,224.67					82,224.67

Financial Account Information - July 2015

DATE	DESCRIPTION	Deposit Checking	General Checking	Investment Checking	Treasuries at cost	LAIF Invest. Fund	TOTAL ACTIVITY
06/30/2015	bal forward	203,366.54	30,000.00	15,807.86	501,567.01	19,616,595.48	20,367,336.89
07/28/2015	Deposit	17,855.50					17,855.50
	Deposit - M/C	550.00					550.00
	Deposit - M/C	3,760.77					3,760.77
	Deposit - M/C	25,984.60					25,984.60
	Deposit - M/C	459,592.00					459,592.00
	Credit Card- 7/27	1,124.00					1,124.00
	Credit Card- 7/28	1,096.03					1,096.03
	Electronic	20,038.10					20,038.10
	Website-7/28	2,260.71					2,260.71
	Website-7/29	289.90					289.90
	Website-7/29	789.25					789.25
	Ck#23865-23899		(130,227.91)				(130,227.91)
	TRF#1361 - AP	(130,227.91)	130,227.91				0.00
07/29/2015	Deposit	28,515.75					28,515.75
	Credit Card-7/28	833.44					833.44
	Credit Card-7/29	3,633.78					3,633.78
	Electronic	11,860.17					11,860.17
	Website-7/29	1,457.14					1,457.14
	Website-7/30	350.65					350.65
07/30/2015	Deposit	26,432.48					26,432.48
	Credit Card-7/29	1,037.41					1,037.41
	Credit Card-7/30	1,249.85					1,249.85
	Electronic	7,201.96					7,201.96
	Website-7/30	2,536.62					2,536.62
	Website-7/31	108.18					108.18
	Website-7/31	740.74					740.74
07/31/2015	Deposit	28,786.00					28,786.00
	Credit Card-7/30	316.41					316.41
	Credit Card-7/31	2,633.66					2,633.66
	Electronic	13,436.54					13,436.54
	Website-7/31	4,409.81					4,409.81
	Website-8/1	131.97					131.97
	Website-8/1	2,312.99					2,312.99
	Website-8/2	88.91					88.91
	Website-8/2	3,420.28					3,420.28
	Website-8/3	153.42					153.42
	Website-8/3	1,108.89					1,108.89
	7/30-JE Dinno NSF bank rtn error	0.02					0.02
	July 15 NSF's	(1,710.91)					(1,710.91)
7/31	retained in MM				629.29		629.29
							21,006,184.32
	TOTALS	1,340,531.46	30,000.00	30,114.90	501,567.02	19,103,970.94	21,006,184.32

Investment Summary - July 2015

U.S. TREASURIES

Quantity	Description	Cusip	Maturity Date	Yield	Cost of Purchase	Market Value
501,000	US Treasury Bill	912796GQ6	November 27, 2015	0.020%	500,937.73	500,889.78
501,000	Total Values				500,937.73	500,889.78

Money Market Account Activity-Beginning Balance	629.28
7/31/15 - Dividend/Interest	0.01
Income	0.01
Intra-Bank Transfers to/from Investment Checking	0.00
Fund Transfers	0.00
Cusip Maturity	0.00
Redemptions	0.00
Cusip Purchase	0.00
Purchases	0.00
 Ending Balance - Money Market	 629.29
US Treasury Securities Investment Principal	500,937.73
Total Assets	501,567.02

Investment Summary - July 2015

LOCAL AGENCY INVESTMENT FUND				
PERIOD	TOTAL WITHDRAWAL AMOUNT	TOTAL DEPOSIT AMOUNT	ACCRUED INTEREST (QUARTERLY)	ENDING BALANCE
July 31, 2015	(\$525,000.00)	\$0.00	\$12,375.46	\$19,103,970.94
August 31, 2015	\$0.00	\$0.00	\$0.00	\$19,103,970.94
September 30, 2015	\$0.00	\$0.00	\$0.00	\$19,103,970.94
October 31, 2015	\$0.00	\$0.00	\$0.00	\$19,103,970.94
November 30, 2015	\$0.00	\$0.00	\$0.00	\$19,103,970.94
December 31, 2015	\$0.00	\$0.00	\$0.00	\$19,103,970.94
January 31, 2016	\$0.00	\$0.00	\$0.00	\$19,103,970.94
February 28, 2016	\$0.00	\$0.00	\$0.00	\$19,103,970.94
March 31, 2016	\$0.00	\$0.00	\$0.00	\$19,103,970.94
April 30, 2016	\$0.00	\$0.00	\$0.00	\$19,103,970.94
May 31, 2016	\$0.00	\$0.00	\$0.00	\$19,103,970.94
June 30, 2016	\$0.00	\$0.00	\$0.00	\$19,103,970.94

L.A.I.F. INCOME SUMMARY

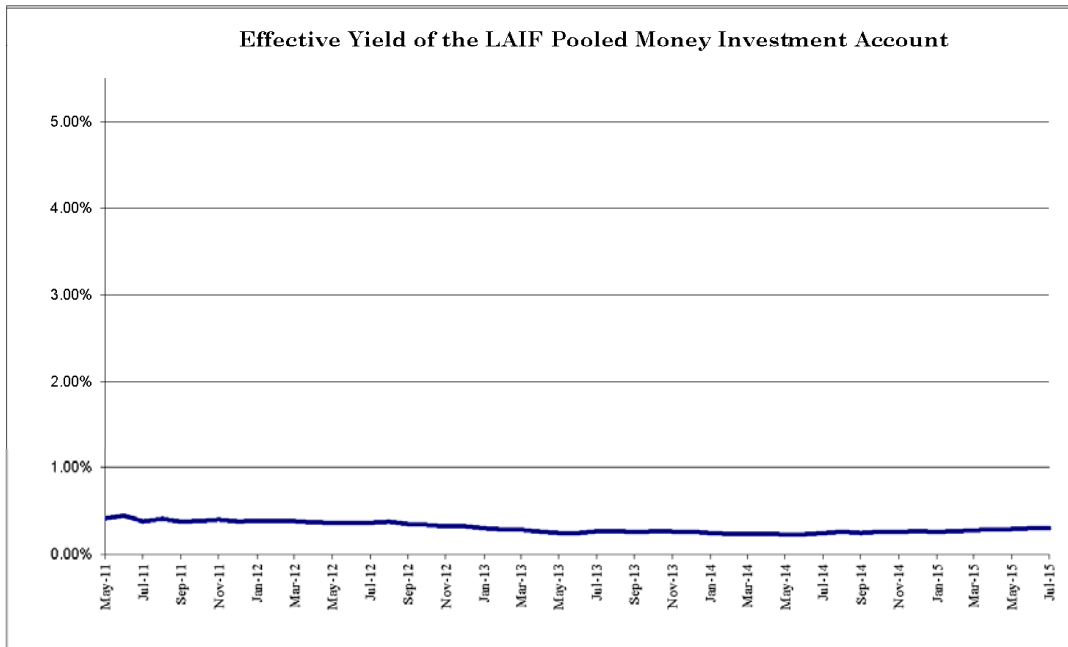
INCOME RECEIVED

CURRENT QUARTER

\$12,375.46

FY YEAR-TO-DATE

\$12,375.46



Daily Deposit Allocation - July 2015

DATE	Description	Qty	DEPOSIT CHECKING DEPOSITS	AR Mail & Counter	AR Payment Centers	AR Credit Card	AR Electronic Rapid Pay	AR Web Site	AR ACH Auto Pay	AR TOTAL	AR Water Customer Deposits	Water Allocation	Sewer Allocation	Recycled Allocation	RECAP TOTAL
07/01/2015	Mail & Counter	322	47,025.80	46,839.99						46,839.99		185.81			47,025.80
	Credit Cards	43	6,613.26			6,613.26				6,613.26					6,613.26
	Electronic	213	16,707.06				16,707.06			16,707.06					16,707.06
07/02/2015	Website	57	4,747.04					4,647.23		4,647.23	99.75				4,747.04
	Mail & Counter	281	28,720.15	28,720.15						28,720.15					28,720.15
	Credit Cards	25	2,369.75			2,369.75				2,369.75					2,369.75
	Electronic - 7/2	276	21,204.01				21,204.01			21,204.01					21,204.01
	Electronic - 7/3	273	20,877.88				20,877.88			20,877.88					20,877.88
07/06/2015	Website - 9/5 fees	101	9,041.57					8,870.07		8,870.07	171.50				9,041.57
	Mail & Counter	910	116,537.12	116,537.12						116,537.12					116,537.12
	Credit Cards	45	4,359.07			4,359.07				4,359.07					4,359.07
	Electronic	206	16,068.99				16,068.99			16,068.99					16,068.99
	Website	35	4,228.62					4,167.37		4,167.37	61.25				4,228.62
07/08/2015	ACH payment	471	42,594.69						42,594.69	42,594.69					42,594.69
	Mail & Counter	114	10,799.33	9,299.33						9,299.33	1,500.00				10,799.33
	Credit Cards	39	4,534.28			4,534.28				4,534.28					4,534.28
	Electronic	232	16,127.26				16,127.26			16,127.26					16,127.26
07/08/2015	Website - 41 fees	43	3,568.10					3,516.35		3,516.35	71.75				3,568.10
	Mail & Counter	321	39,908.05	39,908.05						39,908.05					39,908.05
	Deposit - Skydrop	-	1,770.00							1,770.00					1,770.00
	Credit Cards	57	5,928.41			5,928.41				5,928.41					5,928.41
	Electronic	140	11,442.58				11,442.58			11,442.58					11,442.58
07/09/2015	Website - 28 fees	30	3,334.27					3,285.27		3,285.27	49.00				3,334.27
	Mail & Counter	209	44,787.16	44,567.16						44,567.16		200.00			44,787.16
	Credit Cards	20	2,781.78			2,781.78				2,781.78					2,781.78
	Electronic	100	7,857.91				7,857.91			7,857.91					7,857.91
07/10/2015	Website	28	2,342.46					2,293.46		2,293.46	49.00				2,342.46
	Mail & Counter	219	52,232.28	52,062.28						52,062.28		150.00			52,232.28
	Credit Cards	30	7,835.16			7,835.16				7,835.16					7,835.16
	Electronic	151	12,008.22				12,008.22			12,008.22					12,008.22
07/13/2015	Website	75	6,765.03					6,633.78		6,633.78	131.25				6,765.03
	ACH payment	557	51,037.86						51,037.86	51,037.86					51,037.86
	Mail & Counter	466	103,325.38	103,225.38						103,225.38		100.00			103,325.38
	Credit Cards	33	5,243.30			5,243.30				5,243.30					5,243.30
07/14/2015	Website	154	15,170.96							15,170.96					15,170.96
	Website - 41 fees	42	6,970.03					6,898.28		6,898.28	71.75				6,970.03
	Mail & Counter	107	10,218.64	10,218.64						10,218.64					10,218.64
	Deposit - MIC	-	7,356.47							7,356.47					7,356.47
	Deposit - IMC	-	6,805.06							6,805.06					6,805.06
	Credit Cards	18	2,443.05			2,443.05				2,443.05					2,443.05
	Electronic	257	22,710.27				22,710.27			22,710.27					22,710.27
07/15/2015	Website	26	2,307.96					2,262.46		2,262.46	45.50				2,307.96
	Mail & Counter	305	54,015.17	54,015.17						54,015.17					54,015.17
	Credit Cards	41	5,241.90			5,241.90				5,241.90					5,241.90
	Electronic	176	16,829.56				16,829.56			16,829.56					16,829.56
07/16/2015	Website	28	3,891.70					3,842.70		3,842.70	49.00				3,891.70
	ACH payment	592	54,444.23						54,444.23	54,444.23					54,444.23
	Mail & Counter	229	29,654.77	29,519.77						29,519.77		135.00			29,654.77
	Credit Cards	31	3,470.24			3,470.24				3,470.24					3,470.24
	Electronic	139	11,549.54				11,549.54			11,549.54					11,549.54
07/17/2015	Website	37	3,729.81					3,665.06		3,665.06	64.75				3,729.81
	Mail & Counter	165	21,669.44	21,569.44						21,569.44		100.00			21,669.44
	Deposit - SBC Tax	-	27,471.63	2,876.50						2,876.50		24,595.13			27,471.63
	Credit Cards	32	4,011.62			4,011.62				4,011.62					4,011.62
	Electronic	188	16,126.14				16,126.14			16,126.14					16,126.14
07/20/2015	Website	80	9,716.06					9,576.06		9,576.06	140.00				9,716.06
	Mail & Counter	437	66,566.38	66,516.38						66,516.38		50.00			66,566.38
	Deposit - Skydrop	-	1,545.00							0.00		1,545.00			1,545.00

Daily Deposit Allocation - July 2015

DATE	Description	Qty	DEPOSIT CHECKING DEPOSITS	AR Mail & Counter	AR Payment Centers	AR Credit Card	AR Electronic Rapid Pay	AR Web Site	AR ACH Auto Pay	AR TOTAL	AR Water Customer Deposits	Water Allocation	Sewer Allocation	Recycled Allocation	RECAP TOTAL
	Credit Cards	44	4,093.81			4,093.81				4,093.81					4,093.81
	Electronic	180	15,971.91				15,971.91			15,971.91					15,971.91
	Website	39	3,322.46					3,254.21		3,254.21					3,322.46
	ACH payment	508	26,586.29						26,586.29	26,586.29					26,586.29
07/21/2015	Mail & Counter	96	7,629.21	7,579.21						7,579.21		50.00			7,629.21
	Deposit-11261 Freemont	-	4,260.60							0.00		4,080.60	180.00		4,260.60
	Credit Cards	28	2,936.35			2,936.35				2,936.35					2,936.35
	Electronic	216	18,590.41				18,590.41			18,590.41					18,590.41
07/22/2015	Website - 28 fees	31	2,959.79					2,910.79		2,910.79		270.00			2,959.79
	Mail & Counter	273	28,825.23	28,556.23						28,556.23					28,825.23
	Credit Cards	55	6,842.11			6,842.11				6,842.11					6,842.11
	Electronic	123	11,634.73				11,634.73			11,634.73					11,634.73
07/23/2015	Website	27	2,534.93							2,487.68					2,534.93
	Mail & Counter	206	36,526.55	36,526.55						36,526.55					36,526.55
	Deposit - SBC Tax	-	40,446.25							0.00		40,446.25			40,446.25
	Credit Cards	19	2,343.44			2,343.44				2,343.44					2,343.44
	Electronic	123	10,770.99				10,770.99			10,770.99					10,770.99
07/24/2015	Website	38	3,709.81					3,643.31		3,643.31					3,709.81
	Mail & Counter	183	32,790.40	32,790.40						32,790.40					32,790.40
	Credit Cards	32	2,948.16			2,948.16				2,948.16					2,948.16
	Electronic	188	16,539.63				16,539.63			16,539.63					16,539.63
07/27/2015	Website	71	6,241.23					6,116.98		6,116.98					6,241.23
	Mail & Counter	435	87,873.29	87,826.29						87,826.29					87,873.29
	Credit Cards	41	4,200.67			4,200.67				4,200.67					4,200.67
	Electronic	181	16,879.03				16,879.03			16,879.03					16,879.03
	Website	30	2,469.53							2,407.03					2,469.53
07/28/2015	ACH payment	591	82,224.67						82,224.67	82,224.67					82,224.67
	Mail & Counter	121	17,855.50	17,805.50						17,805.50					17,855.50
	Deposit - M/C	-	590.00							0.00					590.00
	Deposit - M/C	-	3,760.77							0.00			4.24		3,760.77
	Deposit - M/C	-	25,984.60							0.00					25,984.60
	Deposit - M/C	-	459,592.00							0.00			8,401.00		459,592.00
	Credit Cards	25	2,220.03			2,220.03				2,220.03					2,220.03
	Electronic	207	20,038.10				20,038.10			20,038.10					20,038.10
	Website	34	3,339.86					3,280.36		3,280.36					3,339.86
07/29/2015	Mail & Counter	266	28,515.75	28,515.75						28,515.75					28,515.75
	Credit Cards	36	4,467.22			4,467.22				4,467.22					4,467.22
	Electronic	111	11,860.17				11,860.17			11,860.17					11,860.17
07/30/2015	Website	17	1,807.79					1,778.04		1,778.04					1,807.79
	Mail & Counter	154	26,432.48	26,247.48						26,247.48		185.00			26,432.48
	Credit Cards	20	2,287.26			2,287.26				2,287.26					2,287.26
	Electronic	74	7,201.96				7,201.96			7,201.96					7,201.96
	Website - 32 fees	33	3,385.54							3,329.54					3,385.54
07/31/2015	Mail & Counter	174	28,786.00	28,736.00						28,736.00		50.00			28,786.00
	Credit Cards	21	2,950.07			2,950.07				2,950.07					2,950.07
	Electronic	136	13,436.54				13,436.54			13,436.54					13,436.54
Jul-15	Website-113 fees	114	11,626.27					11,428.52		11,428.52					11,626.27
	Utility Pmt Cntr-281			(21,998.17)	21,998.17					0.00					0.00
	July '15 NSF's		(1,710.91)							[1,710.91]					[1,710.91]
	TOTALS	14,507	2,295,192.94	896,790.69	21,998.17	90,120.94	347,603.85	100,294.61	256,887.74	1,713,696.00	3,255.25	406,179.29	173,005.24	57.16	2,295,192.94
	TOTAL # AR PAYMENTS	14,507		5,717	281	730	4,044	1,016	2,719	14,507					
	PERCENT OF TOTAL RECEIVED			39.41%	1.94%	5.03%	27.88%	7.00%	19%	100%					

FY 2016 - Water Revenue

ACCOUNT#	DESCRIPTION	BUDGET	July '15	Aug '15	Sept '15	Year to Date	Percentage YTD
02-40010	Sales - Water	6,165,000	628,024			628,024	10.19%
02-40011	Sales - Construction Water	20,000	1,169			1,169	5.84%
02-40012	Sales - Imported Water (SGPWA)	250,000	22,872			22,872	9.15%
02-40013	Sales - Imported Water (MUNI)	850,000	85,040			85,040	10.00%
02-40014	Sales Disc.-Multi Units Usage Chrg.	(130,000)	(11,372)			(11,372)	8.75%
02-40015	Water Wholesale Revenue	70,000	4,146			4,146	5.92%
02-40016	Service Establishment Fee	3,000	525			525	17.50%
02-41000	Service Demand Charges	3,000,000	254,392			254,392	8.48%
02-41001	Fire Service Standby Fees	25,000	2,342			2,342	9.37%
02-41003	Construction Service Charge	14,000	1,350			1,350	9.64%
02-41005	Sales Disc-Multi Units Service Chrg.	(120,000)	(11,376)			(11,376)	9.48%
02-41010	Unauthorized Use of Water Charge	2,000	0			0	0.00%
02-41110	Meter/Lateral installation	35,000	7,875			7,875	22.50%
02-41112	Fire Flow Test Fees	3,500	225			225	6.43%
02-41113	Disconnect/Reconnect Fees	130,000	9,120			9,120	7.02%
02-41121	Penalty - Late Charges	150,000	7,218			7,218	4.81%
02-42123	Management & Accounting Fees	160,000	13,326			13,326	8.33%
02-41124	Bad Debt	(20,000)	0			0	0.00%
02-43010	Interest Earned	15,000	0			0	0.00%
02-43110	Property Tax - Unsecured	110,000	0			0	0.00%
02-43120	Property Tax - Secured	2,400,000	0			0	0.00%
02-43130	Tax Collection - Prior	15,000	0			0	0.00%
02-43140	Other Taxes	185,000	0			0	0.00%
02-49150	Revenue - Misc. Non-Operating	80,000	4,013			4,013	5.02%
	WATER OPERATING REVENUE	13,412,500	1,018,889	0	0	1,018,889	7.60%
	Grants	0				0	
02-89901	Facility Capacity Charges	0	283,038			283,038	
02-89902	Sustainability	0	19,373			19,373	
	TOTAL WATER REVENUE	13,412,500	1,321,300	0	0	1,321,300	

FY 2016 - Sewer Revenue

ACCOUNT#	DESCRIPTION	BUDGET	July '15	Aug '15	Sept '15	Year to Date	Percentage YTD
03-40016	Sales - Establish Service Fee	500	0			0	0.00%
03-41000	Sales - Sewer Charges	11,675,000	959,200			959,200	8.22%
03-41005	Sales Disc-Multi Units Service Chrg.	(200,000)	(18,299)			(18,299)	9.15%
03-41110	Meter/Lateral Installation	1,000	0			0	0.00%
03-41121	Penalty - Late Charges	150,000	8,583			8,583	5.72%
03-41124	Bad Debt	(20,000)	0			0	0.00%
03-42122	Revenue - Other Operating	2,000	360			360	18.00%
03-43010	Interest Earned	15,000	0			0	0.00%
03-43110	Property Tax - Unsecured	10,000	0			0	0.00%
03-43120	Property Tax - Secured	125,000	0			0	0.00%
03-43130	Tax Collection - Prior	10,000	0			0	0.00%
03-43140	Other Taxes	1,500	0			0	0.00%
03-49150	Misc. Non-Oper Revenue	50,000	0			0	0.00%
	SEWER OPERATING REVENUE	11,820,000	949,844	0	0	949,844	8.04%
	Grants	0				0	
03-89901	Facility Capacity Charges	0	172,641			172,641	
03-89903	Contrib Capital-Front Footage Fees	0	0			0	
03-89905	Contrib Capital-Infrastructure	0	0			0	
	TOTAL SEWER REVENUE	11,820,000	1,122,485	0	0	1,122,485	

FY 2016 - Recycled Revenue

ACCOUNT#	DESCRIPTION	BUDGET	July '15	Aug '15	Sept '15	Year to Date	Percentage YTD
04-40010	Sales - Recycled Water	450,000	60,484			60,484	13.44%
04-40011	Sales - Construction Water	10,000	560			560	5.60%
04-41000	Sales - Service Demand Chrg.	42,500	3,099			3,099	7.29%
04-41003	Const. Water Minimum Chrg.	5,000	221			221	4.42%
04-41110	Meter/Lateral installation	1,500	0			0	0.00%
04-41121	Penalty - Late Charges	500	15			15	2.91%
04-41122	Revenue - Other Operating	250	0			0	0.00%
04-43010	Interest Earned	8,000	0			0	0.00%
04-43110	Property Tax - Unsecured	1,000	0			0	0.00%
04-43120	Property Tax - Secured	15,000	0			0	0.00%
04-43130	Property Tax - Prior	1,000	0			0	0.00%
04-43140	Property Tax - Other	1,000	0			0	0.00%
04-49150	Misc. Non-Operating Revenue	1,500	0			0	0.00%
	RECYCLED OPERATING REVENUE	537,250	64,378	0	0	64,378	11.98%
	Grants	0				0	
04-89901	Facility Capacity Charges	0	0			0	
	TOTAL RECYCLED REVENUE	537,250	64,378	0	0	64,378	

FY 2016 - Water Expenses

ACCOUNT#	DESCRIPTION	BUDGET	July '15	Aug '15	Sept '15	Year to Date	Percentage YTD
02-5-01-50010	Labor-Water Resources	884,000	65,196			65,196	7.38%
02-5-01-50011	Labor Credit	0	0			0	
02-5-01-50013	Benefits-Fica	63,000	5,325			5,325	8.45%
02-5-01-50014	Benefits-Life Insurance	3,200	302			302	9.42%
02-5-01-50016	Benefits-HealthDefrd Comp	145,000	14,539			14,539	10.03%
02-5-01-50017	Benefits-Disability Insurance	11,000	921			921	8.37%
02-5-01-50019	Benefits-Workers Compensation	42,000	3,995			3,995	9.51%
02-5-01-50021	Benefits-PERS	47,000	3,861			3,861	8.22%
02-5-01-50022	Benefits-PERS-Employer	100,000	4,083			4,083	4.08%
02-5-01-50023	Benefits-Uniforms	3,500	298			298	8.51%
02-5-01-50024	Benefits-Vacation & Sick Pay	7,500	595			595	7.93%
02-5-01-50025	Benefits-Boot Allowance	2,000	200			200	10.00%
02-5-01-51003	R&M - Structures	275,000	4,977			4,977	1.81%
02-5-01-51011	R&M - CLA Valves	10,000	0			0	0.00%
02-5-01-51140	General Supplies & Expenses	2,000	18			18	0.92%
02-5-01-51210	Utilities - Power Purchases	1,650,000	92,179			92,179	5.59%
02-5-01-51211	Utilities - Electricity & Fuel	5,000	268			268	5.36%
02-5-01-51316	Imported Water Purchases	1,100,000	0			0	0.00%
02-5-01-54019	Licenses & Permits	25,000	0			0	0.00%
02-5-01-54110	Laboratory Services	75,000	0			0	0.00%
02-5-01-57040	YVRWFF Operating Expense	600,000	57,061			57,061	9.51%
	WATER RESOURCE TOTALS	5,050,200	253,818	0	0	253,818	5.03%
02-5-03-50010	Labor-Public Works	1,042,800	53,952			53,952	5.17%
02-5-03-50011	Labor Credit	0	0			0	
02-5-03-50013	Benefits-Fica	92,000	4,426			4,426	4.81%
02-5-03-50014	Benefits-Life Insurance	7,000	372			372	5.32%
02-5-03-50016	Benefits-HealthDefrd Comp	300,000	20,035			20,035	6.68%
02-5-03-50017	Benefits-Disability Insurance	16,500	867			867	5.26%
02-5-03-50019	Benefits-Workers Compensation	45,000	3,995			3,995	8.88%
02-5-03-50021	Benefits-PERS	73,000	3,761			3,761	5.15%
02-5-03-50022	Benefits-PERS Employer	160,000	3,848			3,848	2.41%
02-5-03-50023	Benefits-Uniforms	6,000	364			364	6.07%
02-5-03-50024	Benefits-Vacation & Sick Pay	4,000	243			243	6.08%
02-5-03-50025	Benefits-Boot Allowance	3,500	0			0	0.00%
02-5-03-51001	R & M - Vehicles & Equipment	150,000	5,858			5,858	3.91%
02-5-03-51011	R&M - Valves	10,000	0			0	0.00%
02-5-03-51020	R&M - Pipelines	275,000	2,813			2,813	1.02%
02-5-03-51021	R&M - Service Lines	100,000	2,371			2,371	2.37%
02-5-03-51022	R&M - Fire Hydrants	25,000	663			663	2.65%
02-5-03-51030	R&M - Water Meters	75,000	695			695	0.93%
02-5-03-51092	Equipment Credits	0	0			0	
02-5-03-51140	General Supplies & Expenses	1,000	115			115	11.53%
	PUBLIC WORKS TOTALS	2,385,800	104,378	0	0	104,378	4.37%

FY 2016 - Water Expenses

ACCOUNT#	DESCRIPTION	BUDGET	July '15	Aug '15	Sept '15	Year to Date	Percentage YTD
02-5-06-50010	Labor-Administration	705,000	48,840			48,840	6.93%
02-5-06-50011	Labor-Credit	0	0			0	
02-5-06-50012	Director Fees	19,000	1,675			1,675	8.82%
02-5-06-50013	Benefits-Fica	47,500	4,200			4,200	8.84%
02-5-06-50014	Benefits-Life Insurance	3,200	220			220	6.88%
02-5-06-50016	Benefits-HealthDefrd Comp	165,000	13,603			13,603	8.24%
02-5-06-50017	Benefits-Disability Insurance	7,500	590			590	7.86%
02-5-06-50019	Benefits-Workers Compensation	15,750	1,000			1,000	6.35%
02-5-06-50021	Benefits-PERS	40,286	3,337			3,337	8.28%
02-5-06-50022	Benefits PERS Employer	85,000	3,415			3,415	4.02%
02-5-06-50023	Uniforms	2,000	110			110	5.51%
02-5-06-50024	Benefits-Vacation & Sick Pay	10,000	843			843	8.43%
02-5-06-50025	Benefits-Boots	1,000	0			0	0.00%
02-5-06-51003	R&M - Structures	20,000	269			269	1.35%
02-5-06-51091	Expense Credits (overhead)	0	0			0	
02-5-06-51120	Safety Equipment/Supplies	25,000	218			218	0.87%
02-5-06-51125	Petroleum Products	125,000	4,642			4,642	3.71%
02-5-06-51130	Office Supplies & Expenses	30,000	2,347			2,347	7.82%
02-5-06-51140	General Supplies & Expenses	30,000	786			786	2.62%
02-5-06-51199	Disaster Incidences	0	0			0	
02-5-06-51211	Utilities - Electricity	28,000	2,282			2,282	8.15%
02-5-06-51213	Utilities - Natural Gas	3,000	28			28	0.94%
02-5-06-54002	Dues & Subscriptions	10,000	682			682	6.82%
02-5-06-54005	Computer Expenses	65,000	3,564			3,564	5.48%
02-5-06-54010	Postage	6,000	71			71	1.18%
02-5-06-54011	Printing & Publications	7,500	268			268	3.58%
02-5-06-54012	Education & Training	15,000	1,007			1,007	6.71%
02-5-06-54013	Utility Billing Expenses	180,000	5,006			5,006	2.78%
02-5-06-54014	Public Relations	9,000	272			272	3.03%
02-5-06-54016	Travel Related Expenses	10,000	207			207	2.07%
02-5-06-54017	Certifications & Renewals	6,000	140			140	2.33%
02-5-06-54020	Meeting Related Expenses	6,000	89			89	1.49%
02-5-06-54024	Utilities - Telephone	2,750	177			177	6.43%
02-5-06-54025	Utilities - Waste Disposal	42,000	2,321			2,321	5.53%
02-5-06-54104	Contractual Services	65,000	16,805			16,805	25.85%
02-5-06-54107	Legal	45,000	0			0	0.00%
02-5-06-54108	Audit & Accounting	16,000	0			0	0.00%
02-5-06-54109	Professional Fees	150,000	2,500			2,500	1.67%
02-5-06-55500	Depreciation Reserves	200,000	16,663			16,663	8.33%
02-5-06-56001	Infrastructure Replacement	1,265,000	105,417			105,417	8.33%
02-5-06-57030	Insurance	105,000	8,325			8,325	7.93%
02-5-06-57090	Regulatory Compliance	55,000	4			4	0.01%
02-5-06-57096	Election Related Expenses	0	0			0	
02-5-06-57199	Beaumont Basin Watermaster Suspense	60,000	0			0	0.00%
	ADMINISTRATION TOTALS	3,682,486	251,922	0	0	251,922	6.84%

FY 2016 - Water Expenses

ACCOUNT#	DESCRIPTION	BUDGET	July '15	Aug '15	Sept '15	Year to Date	Percentage YTD
02-5-40-57201	Debt Srv-Series 2015A Princ.(25009)	980,000	0	0	0	0	0.00%
02-5-40-57402	Interest-Long-Term Debt Bonds	1,314,014	0	0	0	0	0.00%
	40 - Debt	2,294,014	0	0	0	0	0.00%
02-5-40-57001	Asset Acq. - Water Resources	0	0	0	0	0	--
02-5-40-57003	Asset Acq. - Public works	0	0	0	0	0	--
02-5-40-57006	Asset Acq. - Administration	0	0	0	0	0	--
	40 - Capital Outlay	0	0	0	0	0	--
						610,118	
	TOTAL WATER EXPENSES	13,412,500	610,118	0	0	610,118	4.55%

FY 2016 - Sewer Expenses

ACCOUNT#	DESCRIPTION	BUDGET	July '15	Aug '15	Sept '15	Year to Date	Percentage YTD
03-5-02-50010	Labor-S Treatment	985,300	67,838			67,838	6.89%
03-5-02-50013	Benefits-Fica	75,000	5,490			5,490	7.32%
03-5-02-50014	Benefits-Life Insurance	5,000	356			356	7.11%
03-5-02-50016	Benefits-Health\Defrd Comp	200,000	16,357			16,357	8.18%
03-5-02-50017	Benefits-Disability Insurance	15,000	999			999	6.66%
03-5-02-50019	Benefits-Workers Compensation	45,000	3,995			3,995	8.88%
03-5-02-50021	Benefits-PERS	60,000	4,136			4,136	6.89%
03-5-02-50022	Benefits-PERS Employer	130,000	4,555			4,555	3.50%
03-5-02-50023	Benefits-Uniforms	4,500	479			479	10.65%
03-5-02-50024	Benefits-Vacation & Sick Pay	5,000	323			323	6.45%
03-5-02-50025	Benefits-Boot Allowance	2,400	200			200	8.33%
03-5-02-51003	R&M - Structures	225,000	7,155			7,155	3.18%
03-5-02-51010	R&M - Automation Control	65,000	0			0	0.00%
03-5-02-51106	Chemicals	490,000	25,754			25,754	5.26%
03-5-02-51111	Propane	5,000	0			0	0.00%
03-5-02-51115	Laboratory Supplies	30,000	2,266			2,266	7.55%
03-5-02-51140	General Supplies & Expenses	1,000	0			0	0.00%
03-5-02-51210	Utilities - Power Purchases	830,000	66,332			66,332	7.99%
03-5-02-54110	Laboratory Services	115,000	512			512	0.45%
03-5-02-57031	Sludge Disposal	300,000	0			0	0.00%
03-5-02-57034	Brine Operating Expenses	201,616	27			27	0.01%
	TREATMENT TOTALS	3,789,816	206,775	0	0	206,775	5.46%

FY 2016 Sewer Expenses

ACCOUNT#	DESCRIPTION	BUDGET	July '15	Aug '15	Sept '15	Year to Date	Percentage YTD
03-5-06-50010	Labor-Administration	660,000	45,354			45,354	6.87%
03-5-06-50012	Directors Fees	19,000	1,675			1,675	8.82%
03-5-06-50013	Benefits-Fica	43,000	3,903			3,903	9.08%
03-5-06-50014	Benefits-Life Insurance	3,600	217			217	6.02%
03-5-06-50016	Benefits-Health\Defrd Comp	145,000	12,498			12,498	8.62%
03-5-06-50017	Benefits-Disability Insurance	7,500	554			554	7.39%
03-5-06-50019	Benefits-Workers Compensation	27,500	1,000			1,000	3.64%
03-5-06-50021	Benefits-PERS	36,000	3,093			3,093	8.59%
03-5-06-50022	Benefits PERS Employer	75,000	3,165			3,165	4.22%
03-5-06-50023	Benefits-Uniforms	2,000	79			79	3.94%
03-5-06-50024	Benefits-Vacation & Sick Pay	10,000	843			843	8.43%
03-5-06-50025	Benefits-Boot Allowance	1,740	0			0	0.00%
03-5-06-51120	Safety Equipment/Supplies	10,000	1,577			1,577	15.77%
03-5-06-51125	Petroleum Products	22,500	1,111			1,111	4.94%
03-5-06-51130	Office Supplies	4,000	1,889			1,889	47.22%
03-5-06-51140	General Supplies & Expenses	17,500	313			313	1.79%
03-5-06-54002	Dues & Subscriptions	10,000	422			422	4.22%
03-5-06-54003	Management & Admin Services	160,000	13,326			13,326	8.33%
03-5-06-54005	Computer Expenses	95,000	5,714			5,714	6.02%
03-5-06-54011	Printing & Publications	1,500	235			235	15.66%
03-5-06-54012	Education & Training	7,000	0			0	0.00%
03-5-06-54014	Public Relations	7,500	467			467	6.23%
03-5-06-54016	Travel Related Expenses	5,000	174			174	3.48%
03-5-06-54017	Certifications & Renewals	5,000	136			136	2.72%
03-5-06-54019	Licenses & Permits	50,000	0			0	0.00%
03-5-06-54020	Meeting Related Expenses	5,000	91			91	1.82%
03-5-06-54024	Utilities - Waste Disposal	12,500	1,054			1,054	8.43%
03-5-06-54025	Utilities - Telephone	20,000	924			924	4.62%
03-5-06-54030	Drinking Water	1,000	65			65	6.53%
03-5-06-54104	Contractual Services	30,000	10,582			10,582	35.27%
03-5-06-54107	Legal	45,000	0			0	0.00%
03-5-06-54108	Audit & Accounting	16,000	0			0	0.00%
03-5-06-54109	Professional Fees	150,000	2,500			2,500	1.67%
03-5-06-55500	Depreciation Reserves	500,000	41,663			41,663	8.33%
	Infrastructure Replacement	800,000	66,667			66,667	8.33%
03-5-06-56001	Insurance	105,000	8,325			8,325	7.93%
03-5-06-57030	Regulatory Compliance	42,000	1,000			1,000	2.38%
	ADMINISTRATION TOTALS	3,151,840	230,615	0	0	230,615	7.32%

FY 2016 - Sewer Expenses

ACCOUNT#	DESCRIPTION	BUDGET	July '15	Aug '15	Sept '15	Year to Date	Percentage YTD
03-5-07-50010	Labor-Environmental Control	310,000	28,833			28,833	9.30%
03-5-07-50011	Labor Credit	0	0			0	
03-5-07-50013	Benefits-Fica	28,000	2,267			2,267	8.10%
03-5-07-50014	Benefits-Life Insurance	2,000	142			142	7.11%
03-5-07-50016	Benefits-Health\Defrd Comp	75,000	8,978			8,978	11.97%
03-5-07-50017	Benefits-Disability Insurance	4,500	405			405	8.99%
03-5-07-50019	Benefits-Workers Compensation	30,000	1,197			1,197	3.99%
03-5-07-50021	Benefits-PERS	20,000	1,780			1,780	8.90%
03-5-07-50022	Benefits-PERS Employer	45,000	1,821			1,821	4.05%
03-5-07-50023	Benefits-Uniforms	2,000	107			107	5.34%
03-5-07-50024	Benefits-Vacation & Sick Pay	2,000	140			140	7.02%
03-5-07-50025	Benefits-Boot Allowance	800	157			157	19.62%
03-5-07-51003	R&M - Structures	270,000	8,637			8,637	3.20%
03-5-07-51140	General Supplies & Expenses	1,000	0			0	0.00%
03-5-07-51241	Lift Station #1	85,000	4,590			4,590	5.40%
03-5-07-51242	Lift Station #2	15,000	928			928	6.19%
03-5-07-51243	Lift Station #3	5,000	203			203	4.06%
03-5-07-51244	Lift Station #4	20,000	847			847	4.24%
03-5-07-51248	Lift Station #8	3,000	39			39	1.29%
03-5-07-54109	Professional Fees	60,000	0			0	0.00%
03-5-07-54110	Laboratory Services	4,000	0			0	0.00%
	ENVIRONMENTAL CONTROL TOTAL	982,300	61,071	0	0	61,071	6.22%
03-5-40-57202	Debt Service - Principal - WRWRF	2,097,629	0			0	0.00%
03-5-40-57203	Debt Service - Principal - Brineline	401,939	0			0	0.00%
03-5-40-57204	Debt Service - Principal - WISE	125,600	0			0	0.00%
03-5-40-57205	Debt Service - Principal - R 10.3	36,663	0			0	0.00%
03-5-40-57206	Debt Service - Principal - Crow & B12-1	18,357	0			0	0.00%
03-5-40-57403	Debt Service - Interest	1,215,856	0			0	0.00%
	40 - Debt	3,896,044	0	0	0	0	0.00%
03-5-40-57002	Asset Acq. - Treatment	0	0			0	
03-5-40-57006	Asset Acq. - Administration	0	0			0	
03-5-40-57007	Asset Acq. - Environmental Control	0	0			0	
	40 - Capital Outlay	0	0	0	0	0	
	TOTAL SEWER EXPENSES	11,820,000	498,460	0	0	498,460	4.22%

FY 2016 - Recycled Expenses

ACCOUNT#	DESCRIPTION	BUDGET	July '15	Aug '15	Sept '15	Year to Date	Percentage YTD
04-5-06-50010	Labor-Recycled Water	226,630	15,010			15,010	6.62%
04-5-06-50012	Director Fees	2,500	0			0	0.00%
04-5-06-50013	Benefits-FICA	5,000	1,253			1,253	25.06%
04-5-06-50014	Benefits-Life Insurance	250	(2)			(0)	-0.12%
04-5-06-50016	Benefits-Health & Def Comp	15,000	2,084			2,084	13.89%
04-5-06-50017	Benefits-Disability Insurance	500	137			137	27.36%
04-5-06-50019	Benefits-Workers Compensation	3,000	197			197	6.56%
04-5-06-50021	Benefits-PERS Employee	2,200	122			122	5.55%
04-5-06-50022	Benefits-PERS Employer	5,000	125			125	2.50%
04-5-06-50023	Benefits-Uniforms	200	30			30	15.00%
04-5-06-50024	Benefits-Vacation & Sick Pay	500	27			27	5.40%
04-5-06-50025	Benefits-Boots	250	0			0	0.00%
04-5-06-51003	R & M-Structures	50,000	2,781			2,781	5.56%
04-5-06-51020	R & M-Pipelines	7,500	0			0	0.00%
04-5-06-51021	R & M-Service Lines	15,000	0			0	0.00%
04-5-06-51022	R & M-Fire Hydrants	5,000	0			0	0.00%
04-5-06-51030	R & M-Meters	1,500	0			0	0.00%
04-5-06-51140	General Supplies & Expenses	250	58			58	23.00%
04-5-06-51210	Utilities-Power Purchases	77,720	10			10	0.01%
04-5-06-54002	Dues & Subscriptions	4,000	40			40	1.00%
04-5-06-54005	Computer Expense	5,000	165			165	3.31%
04-5-06-54011	Printing & Publications	1,000	33			33	3.35%
04-5-06-54012	Education & Training	3,500	0			0	0.00%
04-5-06-54014	Public Relations	3,500	104			104	2.97%
04-5-06-54016	Travel Related Expenses	2,000	0			0	0.00%
04-5-06-54017	Certifications & Renewals	250	0			0	0.00%
04-5-06-54019	Licenses & Permits	2,500	0			0	0.00%
04-5-06-54020	Meeting Related Expenses	250	0			0	0.00%
04-5-06-54025	Telephone	750	0			0	0.00%
04-5-06-54010	Contractual Services	1,500	2,000			2,000	133.33%
04-5-06-54107	Legal	1,000	0			0	0.00%
04-5-06-54109	Professional Fees	25,000	0			0	0.00%
04-5-06-54110	Laboratory Services	1,000	0			0	0.00%
04-5-06-55500	Depreciation	8,000	630			630	7.88%
04-5-06-57030	Infrastructure Replacement	25,000	2,083			2,083	8.33%
04-5-06-57040	Regulatory Compliance	25,000	0			0	0.00%
04-5-06-57040	Environmental Compliance	10,000	0			0	0.00%
	TOTAL RECYCLED EXPENSES	537,250	26,886	0	0	26,886	5.00%



Director Memorandum 15-078

Date: August 19, 2015

Prepared By: Joseph Zoba, General Manager

Subject: Authorization to Increase the Amount of Imported Water Purchased from the San Bernardino Valley Municipal Water District for Calendar Year 2016

Recommendation: That the Board, authorizes the District staff to purchase 5,700 acre feet of imported water from the San Bernardino Valley Municipal Water District for Calendar Year 2016.

On August 5, 2015, the Board of Directors authorized the purchase of 3,700 acre feet of imported water from the San Bernardino Valley Municipal Water District for calendar year 2016 [Director Memorandum No. 15-073]. An order was placed with the San Bernardino Valley Municipal Water District on August 6, 2015 (attached).

Based on a further review, the District staff will be able to receive a total of 5,500 acre feet of imported water this year, instead of 3,500 acre feet. The additional 2,000 acre feet will help to provide in-lieu recharge of the Yucaipa basin area by not extracting an equivalent amount of local groundwater.

Therefore, the anticipated ending balance of imported water available to Yucaipa Valley Water District is expected to be 1,580 acre feet instead of the 3,580 acre feet of water (see page 2 of 3 of Director Memorandum No. 15-073). In order to meet the anticipated direct delivery needs of the community, the District staff recommends increasing the amount of imported water ordered from the San Bernardino Valley Municipal Water District from 3,700 acre feet to 5,700 acre feet.



Yucaipa Valley Water District

12770 Second Street • P. O. Box 730 • Yucaipa, California 92399-0730
 (909) 797-5117 • Fax: (909) 797-6381 • www.yvwd.dst.ca.us

August 6, 2015

Mr. Doug Headrick, General Manager
 San Bernardino Valley Municipal Water District
 380 East Vanderbilt Way
 San Bernardino, California 92408

Subject: Purchase of Imported Water for Calendar Year 2016 - YVWD

Dear Mr. Headrick:

Pursuant to the San Bernardino Valley Municipal Water District Resolution No. 888 adopted on November 18, 2002, the Yucaipa Valley Water District will be ordering 3,700 acre feet of imported water for calendar year 2016 at the Tier I rate of \$125.80. A payment in the amount \$465,460 will be remitted to your office by January 31, 2016.

The water order for 2016 is in addition to the remaining estimate of 3,500 acre feet of water not received by the Yucaipa Valley Water District during calendar year 2015. Therefore, the Yucaipa Valley Water District anticipates the delivery of approximately 7,200 acre feet of imported water in calendar year 2016. Please let me know if your accounting indicates a significant difference from my calculations.

The Yucaipa Valley Water District will also be participating in the regional cooperative recharge program if additional imported water is available during the year.

Should you have any questions, please call.

Sincerely,

Joseph B. Zoba
 General Manager

cc: Vicky Elisalda, Controller
 Jennifer Ares, Water Resource Manager
 Bob Wall, Operations Manager
 Bill Brown, Western Heights Mutual Water Company

Directors and Officers

KENNETH P. MUÑOZ
 Division 1

BRUCE GRANLUND
 Division 2

JAY BOGH
 Division 3

LONNI GRANLUND
 Division 4

THOMAS SHALHOUB
 Division 5

JOSEPH B. ZOBA
 General Manager
 and Secretary



Yucaipa Valley Water District

Director Memorandum 15-073

Date: August 5, 2015

Prepared By: Joseph Zoba, General Manager

Subject: Purchase of Imported Water for Calendar Year 2016

Recommendation: That the Board authorizes the District staff to purchase imported water from the San Bernardino Valley Municipal Water District and the San Geronio Pass Water Agency for Calendar Year 2016.

On November 18, 2002, the San Bernardino Valley Municipal Water District adopted Resolution No. 888 which describes the rules, regulations, and rates for the sale and delivery of supplemental water. The adopted water rates consist of a \$108/AF energy charge and a \$40/AF conveyance charge for a total base price of \$148/AF. The following chart illustrates the discounts and surcharges that apply to water purchases.

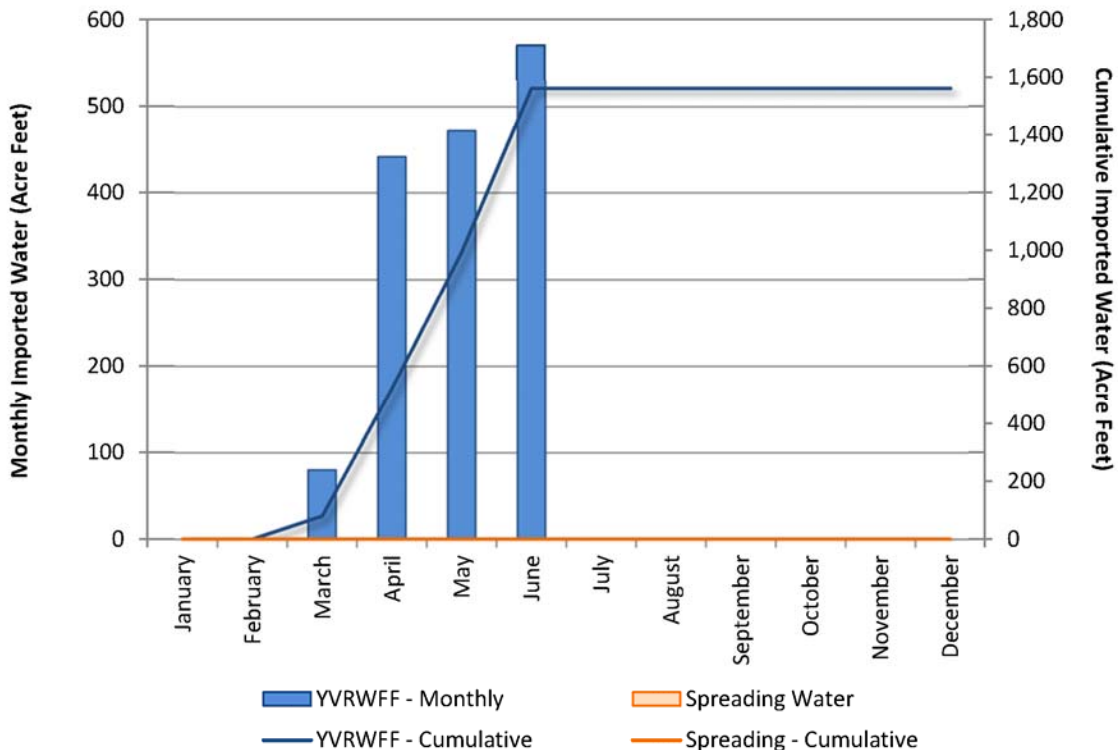
	Criteria	Payment Method	Discount / Surcharge	Water Rate
Tier I Plan Ahead	Water ordered prior to December 31 st for delivery in the following calendar year.	Option 1 - Payment for 1/12 th of the water ordered due at the end of each month for the base price.	0% Discount of base water rate	\$148/AF
		Option 2 - Payment in full by January 31 st for discounted rate.	15% Discount of base water rate	\$125.80/AF
Tier II Seasonal Storage	Water ordered for groundwater recharge prior to December 31 st for delivery during January through May of the following year.	Option 1 - Payment for 1/5 th of the water is due at the end of each Tier II month for the base price.	0% Discount of base water rate	\$148/AF
		Option 2 - Payment in full by January 31 st for discounted rate.	20% Discount of base water rate	\$118.40/AF
Tier III Spot Market Purchase	Water ordered at any time during the calendar year for delivery in the same calendar year.	Payment method pursuant to Section 4.07 of the Rules and Regulations.	25% Surcharge of base water rate	\$185/AF
Outside Water Rates	Water purchased from SBVMWD for use outside of the boundary of SBVMWD.	Payment method pursuant to Section 4.07 of the Rules and Regulations. Rate based on DWR Bulletin 132 Appendix B.	--	\$378.89/AF

Overall, SBVMWD offers very competitive water rates for planning ahead and paying for the requested water delivery within the first month of the year. However, there is no guarantee with respect to receiving water ordered and paid for at the beginning of the year. It is possible that

operational issues with the State Water Project and/or lack of rainfall in northern California can result in less water being delivered than paid for by the Yucaipa Valley Water District.

Overview of Current 2015 Water Deliveries - SBVMWD & SGPWA

On September 17, 2014, the Board authorized the purchase of 3,600 acre feet of imported water for the Yucaipa Valley Regional Water Filtration Facility a cost of \$125.80 per acre foot, for a total cost of \$452,880 [DM 14-074]. Based on our imported water order, the District received the following quantity of water to date for Calendar Year 2015.



Based on the current availability of imported water, the District anticipates using an additional 1,800 acre feet of water this year which will provide a remaining balance of about 3,580 acre feet of water available for 2016.

In 2015, the District anticipates purchasing about 500 acre feet from the San Geronio Pass Water Agency.

Anticipated Water Delivery for 2016- San Bernardino Valley Municipal Water District

On December 31, 2015, the Yucaipa Valley Water District expects a pre-paid balance of approximately 3,580 acre feet of imported water on account for drinking water treatment and no imported water on account for spreading purposes with the San Bernardino Valley Municipal Water District. The District staff requests authorization for the purchase of 3,700 acre feet of

imported water at \$125.80 per acre foot, for a total cost of \$465,460 from the San Bernardino Valley Municipal Water District.

In the event of an El Nino event, the Yucaipa Valley Water District is prepared to purchase at least \$350,000 worth of imported water for conjunctive use purposes. At a rate of \$75/acre foot, this would provide 4,667 acre feet to recharge the local/regional groundwater basins. The District staff anticipates requesting authorization to purchase this water under a separate memorandum when the availability and price is determined.

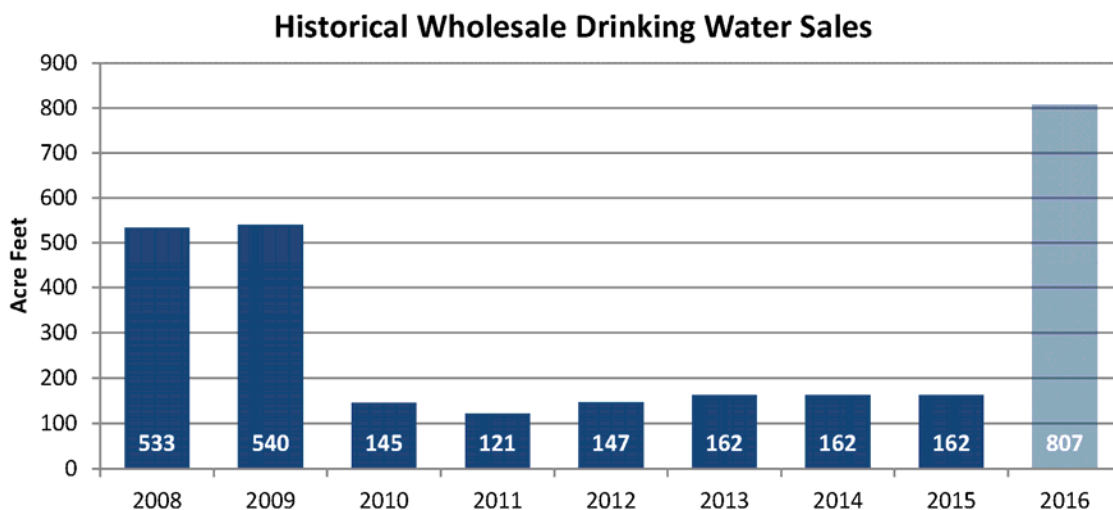
Anticipated Water Delivery for 2016- San Gorgonio Pass Water Agency

The Yucaipa Valley Water District will submit an order for 540 acre feet of imported water from the San Gorgonio Pass Water Agency in 2016 for direct delivery to the Yucaipa Valley Regional Water Filtration Facility. An additional 2,500 acre feet of water will be requested for replenishment of the local groundwater basins at the Noble Creek Spreading Basins. Based on the policies and practices of the San Gorgonio Pass Water Agency, the District staff is confident that the 540 acre feet will be delivered to the Yucaipa Valley Water Filtration Facility, but it is unclear whether the 2,500 acre feet of imported water will be fulfilled pursuant to our request.

The cost of water from the San Gorgonio Pass Water Agency is \$309 per acre foot.

Yucaipa Valley Water District Wholesale Water Service to Western Heights Mutual Water Co.

The Yucaipa Valley Water District processes imported water at the Yucaipa Valley Regional Water Filtration Facility for the Western Heights Mutual Water Company. Western Heights Mutual Water Company has requested the purchase of 807 acre feet of imported water from the San Bernardino Valley Municipal Water District for Calendar Year 2016. The District will order water in advance for service to Western Heights Mutual Water Company. The quantity of water ordered by WHMWC will be included in the District’s imported water purchase with San Bernardino Valley Municipal Water District but tracked separate from the District’s order for accounting purposes.



Director Comments



Yucaipa Valley Water District



FACTS ABOUT THE YUCAIPA VALLEY WATER DISTRICT

Service Area Size: 40 square miles (sphere of influence is 68 square miles)

Elevation Change: 3,140 foot elevation change (from 2,044 to 5,184 feet)

Number of Employees: 5 elected board members
57 full time employees

Operating Budget: Water Division - \$13,072,750
Sewer Division - \$11,689,000
Recycled Water Division - \$433,500
Total Annual Budget - \$25,195,250

Number of Services: 12,206 water connections serving 16,843 units
13,492 sewer connections serving 20,312 units
62 recycled water connections

Water System: 215 miles of drinking water pipelines
27 reservoirs - 34 million gallons of storage capacity
18 pressure zones
12,000 ac-ft annual water demand (3.9 billion gallons)
Two water filtration facilities:
- 1 mgd at Oak Glen Surface Water Filtration Facility
- 12 mgd at Yucaipa Valley Regional Water Filtration Facility

Sewer System: 8.0 million gallon treatment capacity - current flow at 4.0 mgd
205 miles of sewer mainlines
5 sewer lift stations
4,500 ac-ft annual recycled water prod. (1.46 billion gallons)

Recycled Water: 22 miles of recycled water pipelines
5 reservoirs - 12 million gallons of storage
1,200 ac-ft annual recycled demand (0.4 billion gallons)

Brine Disposal: 2.2 million gallon desalination facility at sewer treatment plant
1.108 million gallons of Inland Empire Brine Line capacity
0.295 million gallons of treatment capacity in Orange County



THE MEASUREMENT OF WATER PURITY

One part per hundred is generally represented by the percent (%).
This is equivalent to about fifteen minutes out of one day.

One part per thousand denotes one part per 1000 parts.
This is equivalent to about one and a half minutes out of one day.

One part per million (ppm) denotes one part per 1,000,000 parts.
This is equivalent to about 32 seconds out of a year.

One part per billion (ppb) denotes one part per 1,000,000,000 parts.
This is equivalent to about three seconds out of a century.

One part per trillion (ppt) denotes one part per 1,000,000,000,000 parts.
This is equivalent to about three seconds out of every hundred thousand years.

One part per quadrillion (ppq) denotes one part per 1,000,000,000,000,000 parts.
This is equivalent to about two and a half minutes out of the age of the Earth (4.5 billion years).





GLOSSARY OF COMMONLY USED TERMS

Every profession has specialized terms which generally evolve to facilitate communication between individuals. The routine use of these terms tends to exclude those who are unfamiliar with the particular specialized language of the group. Sometimes jargon can create communication cause difficulties where professionals in related fields use different terms for the same phenomena.

Below are commonly used water terms and abbreviations with commonly used definitions. If there is any discrepancy in definitions, the District's Regulations Governing Water Service is the final and binding definition.

Acre Foot of Water - The volume of water (325,850 gallons, or 43,560 cubic feet) that would cover an area of one acre to a depth of 1 foot.

Activated Sludge Process – A secondary biological sewer treatment process where bacteria reproduce at a high rate with the introduction of excess air or oxygen, and consume dissolved nutrients in the wastewater.

Annual Water Quality Report - The document is prepared annually and provides information on water quality, constituents in the water, compliance with drinking water standards and educational material on tap water. It is also referred to as a Consumer Confidence Report (CCR).

Aquifer - The natural underground area with layers of porous, water-bearing materials (sand, gravel) capable of yielding a supply of water; see Groundwater basin.

Backflow - The reversal of water's normal direction of flow. When water passes through a water meter into a home or business it should not reverse flow back into the water mainline.

Best Management Practices (BMPs) - Methods or techniques found to be the most effective and practical means in achieving an objective. Often used in the context of water conservation.

Biochemical Oxygen Demand (BOD) – The amount of oxygen used when organic matter undergoes decomposition by microorganisms. Testing for BOD is done to assess the amount of organic matter in water.

Biosolids – Biosolids are nutrient rich organic and highly treated solid materials produced by the sewer treatment process. This high-quality product can be used as a soil amendment on farm land or further processed as an earth-like product for commercial and home gardens to improve and maintain fertile soil and stimulate plant growth.

Catch Basin – A chamber usually built at the curb line of a street, which conveys surface water for discharge into a storm sewer.

Capital Improvement Program (CIP) – Projects for repair, rehabilitation, and replacement of assets. Also includes treatment improvements, additional capacity, and projects for the support facilities.

Collector Sewer – The first element of a wastewater collection system used to collect and carry wastewater from one or more building sewer laterals to a main sewer.

Coliform Bacteria – A group of bacteria found in the intestines of humans and other animals, but also occasionally found elsewhere and is generally used as an indicator of sewage pollution.

Combined Sewer Overflow – The portion of flow from a combined sewer system, which discharges into a water body from an outfall located upstream of a wastewater treatment plant, usually during wet weather conditions.

Combined Sewer System– Generally older sewer systems designed to convey both sewage and storm water into one pipe to a wastewater treatment plant.

Conjunctive Use - The coordinated management of surface water and groundwater supplies to maximize the yield of the overall water resource. Active conjunctive use uses artificial recharge, where surface water is intentionally percolated or injected into aquifers for later use. Passive conjunctive use is to simply rely on surface water in wet years and use groundwater in dry years.

Consumer Confidence Report (CCR) - see Annual Water Quality Report.

Cross-Connection - The actual or potential connection between a potable water supply and a non-potable source, where it is possible for a contaminant to enter the drinking water supply.

Disinfection By-Products (DBPs) - The category of compounds formed when disinfectants in water systems react with natural organic matter present in the source water supplies. Different disinfectants produce different types or amounts of disinfection byproducts. Disinfection byproducts for which regulations have been established have been identified in drinking water, including trihalomethanes, haloacetic acids, bromate, and chlorite

Drought - a period of below average rainfall causing water supply shortages.

Dry Weather Flow – Flow in a sanitary sewer during periods of dry weather in which the sanitary sewer is under minimum influence of inflow and infiltration.

Fire Flow - The ability to have a sufficient quantity of water available to the distribution system to be delivered through fire hydrants or private fire sprinkler systems.

Gallons per Capita per Day (GPCD) - A measurement of the average number of gallons of water use by the number of people served each day in a water system. The calculation is made by dividing the total gallons of water used each day by the total number of people using the water system.

Groundwater Basin - An underground body of water or aquifer defined by physical boundaries.

Groundwater Recharge - The process of placing water in an aquifer. Can be a naturally occurring process or artificially enhanced.

Hard Water - Water having a high concentration of minerals, typically calcium and magnesium ions.

Hydrologic Cycle - The process of evaporation of water into the air and its return to earth in the form of precipitation (rain or snow). This process also includes transpiration from plants, percolation into the ground, groundwater movement, and runoff into rivers, streams and the ocean; see Water cycle.

Infiltration – Water other than sewage that enters a sewer system and/or building laterals from the ground through defective pipes, pipe joints, connections, or manholes. Infiltration does not include inflow. See *Inflow*.

Inflow - Water other than sewage that enters a sewer system and building sewer from sources such as roof vents, yard drains, area drains, foundation drains, drains from springs and swampy areas, manhole covers, cross connections between storm drains and sanitary sewers, catch basins, cooling towers, storm waters, surface runoff, street wash waters, or drainage. Inflow does not include infiltration. See *Infiltration*.

Inflow / Infiltration (I/I) – The total quantity of water from both inflow and infiltration.

Mains, Distribution - A network of pipelines that delivers water (drinking water or recycled water) from transmission mains to residential and commercial properties, usually pipe diameters of 4" to 16".

Mains, Transmission - A system of pipelines that deliver water (drinking water or recycled water) from a source of supply the distribution mains, usually pipe diameters of greater than 16".

Meter - A device capable of measuring, in either gallons or cubic feet, a quantity of water delivered by the District to a service connection.

Overdraft - The pumping of water from a groundwater basin or aquifer in excess of the supply flowing into the basin. This pumping results in a depletion of the groundwater in the basin which has a net effect of lowering the levels of water in the aquifer.

Peak Flow – The maximum flow that occurs over a specific length of time (e.g., daily, hourly, instantaneously).

Pipeline - Connected piping that carries water, oil or other liquids. See Mains, Distribution and Mains, Transmission.

Point of Responsibility, Metered Service - The connection point at the outlet side of a water meter where a landowner's responsibility for all conditions, maintenance, repairs, use and replacement of water service facilities begins, and the District's responsibility ends.

Potable Water - Water that is used for human consumption and regulated by the California Department of Public Health.

Pressure Reducing Valve - A device used to reduce the pressure in a domestic water system when the water pressure exceeds desirable levels.

Pump Station - A drinking water or recycled water facility where pumps are used to push water up to a higher elevation or different location.

Reservoir - A water storage facility where water is stored to be used at a later time for peak demands or emergencies such as fire suppression. Drinking water and recycled water systems will typically use concrete or steel reservoirs. The State Water Project system considers lakes, such as Shasta Lake and Folsom Lake to be water storage reservoirs.

Runoff - Water that travels downward over the earth's surface due to the force of gravity. It includes water running in streams as well as over land.

Sanitary Sewer System - Sewer collection system designed to carry sewage, consisting of domestic, commercial, and industrial wastewater. This type of system is not designed nor intended to carry water from rainfall, snowmelt, or groundwater sources. See *Combined Sewer System*.

Sanitary Sewer Overflow – Overflow from a sanitary sewer system caused when total wastewater flow exceeds the capacity of the system. See *Combined Sewer Overflow*.

Santa Ana River Interceptor (SARI) Line – A regional brine line designed to convey 30 million gallons per day of non-reclaimable wastewater from the upper Santa Ana River basin to the sewer treatment plant operated by Orange County Sanitation District.

Secondary Treatment – Biological sewer treatment, particularly the activated-sludge process, where bacteria and other microorganisms consume dissolved nutrients in wastewater.

Supervisory Control and Data Acquisition (SCADA) - A computerized system which provides the ability to remotely monitor and control water system facilities such as reservoirs, pumps and other elements of water delivery.

Service Connection - The water piping system connecting a customer's system with a District water main beginning at the outlet side of the point of responsibility, including all plumbing and equipment located on a parcel required for the District's provision of water service to that parcel.

Sludge – Untreated solid material created by the treatment of sewage.

Smart Irrigation Controller - A device that automatically adjusts the time and frequency which water is applied to landscaping based on real-time weather such as rainfall, wind, temperature and humidity.

Special District - A political subdivision of a state established to provide a public services, such as water supply or sanitation, within a specific geographic area.

Surface Water - Water found in lakes, streams, rivers, oceans or reservoirs behind dams.

Total Suspended Solids (TSS) – The amount of solids floating and in suspension in water or sewage.

Transpiration - The process by which water vapor is released into the atmosphere by living plants.

Trickling Filter – A biological secondary treatment process in which bacteria and other microorganisms, growing as slime on the surface of rocks or plastic media, consume nutrients in primary treated sewage as it trickles over them.

Underground Service Alert (USA) - A free service that notifies utilities such as water, telephone, cable and sewer companies of pending excavations within the area (dial 8-1-1 at least 2 working days before you dig).

Urban Runoff - Water from city streets and domestic properties that typically carries pollutants into the storm drains, rivers, lakes, and oceans.

Valve - A device that regulates, directs or controls the flow of water by opening, closing or partially obstructing various passageways.

Wastewater – Any water that enters the sanitary sewer.

Water Banking - The practice of actively storing or exchanging in-lieu surface water supplies in available groundwater basin storage space for later extraction and use by the storing party or for sale or exchange to a third party. Water may be banked as an independent operation or as part of a conjunctive use program.

Water cycle - The continuous movement water from the earth's surface to the atmosphere and back again; see Hydrologic cycle.

Water Pressure - Pressure created by the weight and elevation of water and/or generated by pumps that deliver water to the tap.

Water Service Line - The pipeline that delivers potable water to a residence or business from the District's water system. Typically the water service line is a 1" to 1½" diameter pipe for residential properties.

Watershed - A region or land area that contributes to the drainage or catchment area above a specific point on a stream or river.

Water Table - The upper surface of the zone of saturation of groundwater in an unconfined aquifer.

Water Transfer - A transaction, in which a holder of a water right or entitlement voluntarily sells/exchanges to a willing buyer the right to use all or a portion of the water under that water right or entitlement.

Water Well - A hole drilled into the ground to tap an underground water aquifer.

Wetlands - Lands which are fully saturated or under water at least part of the year, like seasonal vernal pools or swamps.

Wet Weather Flow – Dry weather flow combined with stormwater introduced into a combined sewer system, and dry weather flow combined with infiltration/inflow into a separate sewer system.





COMMONLY USED ABBREVIATIONS

AQMD	Air Quality Management District
BOD	Biochemical Oxygen Demand
CARB	California Air Resources Board
CCTV	Closed Circuit Television
CWA	Clean Water Act
EIR	Environmental Impact Report
EPA	U.S. Environmental Protection Agency
FOG	Fats, Oils, and Grease
GPD	Gallons per day
MGD	Million gallons per day
O & M	Operations and Maintenance
OSHA	Occupational Safety and Health Administration
POTW	Publicly Owned Treatment Works
PPM	Parts per million
RWQCB	Regional Water Quality Control Board
SARI	Santa Ana River Inceptor
SAWPA	Santa Ana Watershed Project Authority
SBVMWD	San Bernardino Valley Municipal Water District
SCADA	Supervisory Control and Data Acquisition system
SSMP	Sanitary Sewer Management Plan
SSO	Sanitary Sewer Overflow
SWRCB	State Water Resources Control Board
TDS	Total Dissolved Solids
TMDL	Total Maximum Daily Load
TSS	Total Suspended Solids
WDR	Waste Discharge Requirements
YVWD	Yucaipa Valley Water District