



Yucaipa Valley Water District

12770 Second Street, Yucaipa, California 92399 Phone: (909) 797-5117

Notice and Agenda of a Regular Meeting of the Board of Directors

Wednesday, September 16, 2015 at 6:00 p.m.

- I. **CALL TO ORDER** - Pledge of Allegiance
- II. **ROLL CALL**
- III. **PUBLIC COMMENTS** - At this time, members of the public may address the Board of Directors on matters within its jurisdiction. To provide comments on specific agenda items, please complete a speaker's request form and provide the completed form to the Board Secretary prior to the board meeting.
- IV. **CONSENT CALENDAR** - All matters listed under the Consent Calendar are considered by the Board of Directors to be routine and will be enacted in one motion. There will be no discussion of these items prior to the time the board considers the motion unless members of the board, the administrative staff, or the public request specific items to be discussed and/or removed from the Consent Calendar.
 - A. Minutes of Meetings
 - 1. Regular Board Meeting - September 2, 2015
 - 2. Board Workshop - September 8, 2015
 - B. Payment of Bills
 - 1. Approve/Ratify Invoices for Board Awarded Contracts
 - 2. Ratify General Expenses for August 2015
- V. **BOARD REPORTS**
 - A. City of Yucaipa, Economic Development Advisory Committee - September 3, 2015
 - B. Recycled Water Fill Station Training Session for Residential Customers - September 3, 2015
 - C. San Bernardino Valley Municipal Water District - Advisory Commission on Water Policy - September 10, 2015
 - D. Joint Board Workshop at the Wochholz Regional Water Recycling Facility - September 14, 2015
 - E. Reports by Board Members

Any person with a disability who requires accommodation in order to participate in this meeting should telephone Tysa Baeumel at (909) 797-5117 at least 48 hours prior to the meeting in order to make a request for a disability-related modification or accommodation.

Materials related to an item on this agenda submitted to the Board of Directors after distribution of the board meeting packet are available for public inspection during normal business hours at the District office located at 12770 Second Street, Yucaipa. Meeting material is also be available on the District's website at www.yvwd.dst.ca.us

VI. STAFF REPORT

VII. DISCUSSION ITEMS

- A. Unaudited Financial Report for the Period Ending on August 31, 2015 [[Director Memorandum No. 15-083 - Page 27 of 137](#)]
RECOMMENDED ACTION: That the Board receives and files the unaudited financial report as presented.
- B. Award of a Contract for the Construction of Various Recycled Water Pipelines and Service Connections - Yucaipa [[Director Memorandum No. 15-084 - Page 56 of 137](#)]
RECOMMENDED ACTION: That the Board awards a construction contract to Weka, Inc. for a sum not to exceed \$411,536.
- C. Consideration of Resolutions Supporting the Financial Assistance Application with the State Water Resources Control Board for the Construction of the Calimesa Recycled Water Conveyance Pipeline [[Director Memorandum No. 15-085 - Page 65 of 137](#)]
RECOMMENDED ACTION: That the Board adopts: Resolution No. 2015-16 - Reimbursement Resolution; Resolution No. 2015-17 - Authorizing Resolution; and Resolution No. 2015-18 Pledged Revenues and Fund Resolution.
- D. Authorization to Complete and Submit an Application to the Department of Drinking Water for the Recharge of Recycled Water at the Wilson Creek Spreading Basins [[Director Memorandum No. 15-086 - Page 71 of 137](#)]
RECOMMENDED ACTION: That the Board authorizes District staff to enter into contracts with Separation Processes, DDB Engineering and RMC Water and Environment for a combined sum not to exceed \$210,739.
- E. Groundwater and Surface Water Monitoring for the Maximum Benefit Monitoring Program for the San Timoteo and Yucaipa Management Zones [[Director Memorandum No. 15-087 - Page 95 of 137](#)]
RECOMMENDED ACTION: That the Board authorizes District staff to enter into a contract with Dudek for a sum not to exceed \$38,650.
- F. Consideration of Development Agreement No. 2015-09 for Parcel Map 19597, Rellim, Inc. Yucaipa (Assessor's Parcel Number 0321-071-01) [[Director Memorandum No. 15-088 - Page 104 of 137](#)]
RECOMMENDED ACTION: That the Board approves Development Agreement No. 2015-09.
- G. Consideration of Amendment No. 3 to Development Agreement No. 2012-06 for Tract No. 30386 with Highpointe Communities, and Development Agreement No. 2015-06 with D. R. Horton for the Development of Seventy-Five Residential Homes within Tract No. 30386 [[Director Memorandum No. 15-089 - Page 120 of 137](#)]
RECOMMENDED ACTION: That the Board approves Amendment No. 3 to Development Agreement No. 2012-06 for Tract No. 30386 and Development Agreement No. 2015-06.

VIII. DIRECTORS COMMENTS

IX. ANNOUNCEMENTS

- A. September 17, 2013 at 6:00 p.m. - Recycled Water Fill Station Training Session for Residential Customers
- B. September 23, 2015 at 6:00 p.m. - San Gorgonio Pass Water Alliance Meeting at the City of Banning
- C. September 24, 2015 at 6:00 p.m. - Community Water Meeting at the Yucaipa Valley Regional Water Filtration Facility
- D. September 29, 2015 at 4:00 p.m. - Board Workshop
- E. October 7, 2015 at 6:00 p.m. - Regular Board Meeting
- F. October 13, 2015 at 4:00 p.m. - Board Workshop
- G. October 21, 2015 at 6:00 p.m. - Regular Board Meeting
- H. October 27, 2015 at 4:00 p.m. - Board Workshop
- I. October 28, 2015 at 6:00 p.m. - San Gorgonio Pass Water Alliance Meeting at the City of Banning
- J. October 29, 2015 at 6:00 p.m. - Community Water Meeting at the Yucaipa Valley Regional Water Filtration Facility
- K. November 4, 2015 at 6:00 p.m. - Regular Board Meeting
- L. November 10, 2015 at 4:00 p.m. - Board Workshop
- M. November 18, 2015 at 6:00 p.m. - Regular Board Meeting

X. ADJOURNMENT

Consent Calendar



Yucaipa Valley Water District

MINUTES OF A REGULAR BOARD MEETING

September 2, 2015 at 6:00 P.M.

Directors Present:

Jay Bogh, Vice President
Bruce Granlund, Director
Ken Munoz, Director
Tom Shalhoub, Director

Staff Present:

Joseph Zoba, General Manager
Jack Nelson, Assistant General Manager
Vicky Elisalda, Controller
John Hull, Public Works Manager
Joe DeSalliers, Public Works Supervisor

Directors Absent:

Lonni Granlund, President

Consulting Staff Present:

David Wysocki, Legal Counsel

Registered Guests and Others Present:

Bill Dickson, San Geronio Pass Water Agency
John Covington, Beaumont Cherry Valley Water District

The regular meeting of the Board of Directors of the Yucaipa Valley Water District was called to order by Director Jay Bogh at 6:00 p.m. at the Administrative Office Building, 12770 Second Street, Yucaipa, California.

CALL TO ORDER

Director Jay Bogh led the pledge of allegiance.

FLAG SALUTE

The roll was called and Director Jay Bogh, Director Bruce Granlund, Director Ken Munoz and Director Tom Shalhoub were present. Director Lonni Granlund was absent.

ROLL CALL

There were no public comments at this time.

PUBLIC COMMENTS

Director Bruce Granlund moved to approve the consent calendar and Director Tom Shalhoub seconded the motion to approve the consent calendar.

CONSENT CALENDAR

A. Minutes of Meetings

1. Regular Board Meeting - August 19, 2015
2. Board Workshop - August 25, 2015

The motion was approved by the following vote:

Director Jay Bogh - Yes
Director Bruce Granlund - Yes
Director Lonni Granlund - Absent
Director Ken Munoz - Yes
Director Tom Shalhoub - Yes

Reports by Board Members

- Director Bruce Granlund reported on the Yucaipa Valley Water District Community Meeting held on August 27, 2015.

General Manager Joseph Zoba reported on the following items:

- The District will be conducting a meeting regarding the recycled water fill station on September 3rd;
- The District staff will be providing a presentation to the Yucaipa Chamber of Commerce on September 4th;
- The District will be promoting the statewide turf removal project program offered by the Department of Water Resources.

Following a staff presentation by Engineering Manager Brent Anton, Director Tom Shalhoub moved and Director Ken Munoz seconded a motion to approve Development Agreement No. 2015-05 as presented.

The motion was approved by the following vote:

- Director Jay Bogh - Yes
- Director Bruce Granlund - Yes
- Director Lonni Granlund - Absent
- Director Ken Munoz - Yes
- Director Tom Shalhoub - Yes

Following a staff presentation by Engineering Manager Brent Anton, Director Ken Munoz moved and Director Bruce Granlund seconded a motion to approve Development Agreement No. 2015-08 as presented.

The motion was approved by the following vote:

- Director Jay Bogh - Yes
- Director Bruce Granlund - Yes
- Director Lonni Granlund - Absent
- Director Ken Munoz - Yes
- Director Tom Shalhoub - Yes

BOARD REPORTS

STAFF REPORT

DISCUSSION ITEMS:

DM 15-079
CONSIDERATION OF
DEVELOPMENT
AGREEMENT NO.
2015-05 TO PROVIDE
WATER AND SEWER
FACILITIES AND
SERVICE TO THE
PRIVATE
DEVELOPMENT OF
PARCEL MAP 19589,
UHC 00539 YUCAIPA
LP (ASSESSOR'S
PARCEL NUMBER 319-
351-03 AND 04)

DM 15-080
CONSIDERATION OF
DEVELOPMENT
AGREEMENT NO.
2015-08 TO PROVIDE
SEWER FACILITIES
AND SERVICE TO THE
PRIVATE
COMMERCIAL
DEVELOPMENT AT
THE WEST END OF
AVENUE E, VANTAGE
ONE REAL ESTATE
INVESTMENTS III, LLC
(ASSESSOR'S

PARCEL NUMBERS
300-192-11, 12 AND 14)

Following a staff presentation by General Manager Joseph Zoba, Director Bruce Granlund moved and Director Tom Shalhoub seconded a motion to authorize District staff to finalize the Draft Joint Use Agreement with Beaumont Cherry Valley Water District and return the Agreement to the Board of Directors for final approval.

The motion was approved by the following vote:

- Director Jay Bogh - Yes
- Director Bruce Granlund - Yes
- Director Lonni Granlund - Absent
- Director Ken Munoz - Yes
- Director Tom Shalhoub - Yes

DM 15-081
AUTHORIZATION TO
FINALIZE THE JOINT
USE AGREEMENT
WITH BEAUMONT
CHERRY VALLEY
WATER DISTRICT FOR
THE NOBLE CREEK
RECHARGE FACILITY

Following a staff presentation by General Manager Joseph Zoba, Director Ken Munoz moved and Director Bruce Granlund seconded a motion to authorize District staff to finalize the Recycled Water Exchange Agreement with Beaumont Cherry Valley Water District and return the final Agreement to the Board of Directors for approval.

The motion was approved by the following vote:

- Director Jay Bogh - Yes
- Director Bruce Granlund - Yes
- Director Lonni Granlund - Absent
- Director Ken Munoz - Yes
- Director Tom Shalhoub - Yes

DM 15-082
AUTHORIZATION TO
FINALIZE THE
RECYCLED WATER
EXCHANGE
AGREEMENT
BETWEEN BEAUMONT
CHERRY VALLEY
WATER DISTRICT AND
YUCAIPA VALLEY
WATER DISTRICT

The Board of Directors provided the following comments:

- Director Ken Munoz requested an update on the Request for Proposal process related to paving contracts.
- Director Jay Bogh stated that he received a complaint about the speed of contractors on County Line Road working on the digester project at the Wochholz Regional Water Recycling Facility.

DIRECTOR
COMMENTS

Director Jay Bogh mentioned the announcements listed on the agenda.

ANNOUNCEMENTS

The meeting was adjourned at 6:55 p.m.

Respectfully submitted,

Joseph B. Zoba, Secretary

(Seal)

MINUTES OF A BOARD WORKSHOP

September 8, 2015 at 4:00 P.M.

Directors Present:

Jay Bogh, Vice President
Bruce Granlund, Director
Ken Munoz, Director
Tom Shalhoub, Director

Staff Present:

Joseph Zoba, General Manager
Jack Nelson, Assistant General Manager
Brent Anton, Engineering Manager
Jennifer Ares, Water Resource Manager
Vicky Elisalda, Controller
Kevin King, Operations Manager
John Hull, Public Works Manager
Brianna Marshall

Directors Absent:

Lonni Granlund, President

Consulting Staff Present:

David Wysocki, Legal Counsel

Guests and Others Present:

David Duron, Customer
Richard Siegmund, Customer

- I. Call to Order - 4:00 p.m.
- II. Public Comments - General Manager Joseph Zoba recognized the members of the Board of Directors and District staff in attendance. There were no public comments.
- III. Staff Report:
 - The District staff briefly discussed the following items:
 - A joint board workshop will take place on September 14, 2015 at the Wochholz Regional Water Recycling Facility.
- IV. Presentations
 - A. Overview of the California Drought and Yucaipa Valley Water District's Action Plan Related to the State Water Resources Control Board Mandatory Restrictions to Achieve a 36% Reduction in Potable Urban Water Use [Workshop Memorandum No. 15-172] - General Manager Joseph Zoba provided information about the current status of the Governor's mandate to reduce water consumption in the Yucaipa Valley Water District's service area by 36%.
 - B. Implementation of a Recycled Water Filling Station for Customers of the Yucaipa Valley Water District [Workshop Memorandum No. 15-173] - General Manager Joseph Zoba and Public Works Manager John Hull provided information about the proposed recycled water filling station.
 - C. Consideration of Initiating a Proposition 218 Hearing for Potential Fines Related to the Emergency Water Conservation Regulations Adopted by the State Water Resources Control Board [Workshop Memorandum No. 15-174] - General Manager Joseph Zoba provided general information about two rate adjustment concepts involving the enforcement of the current State Water Resources Control Board emergency drought regulations.
- V. Capital Improvement Projects

- A. Status Report on the Construction of a 6.0 Million Gallon Drinking Water Reservoir R-12.4 - Calimesa [Workshop Memorandum No. 15-175] - Engineering Manager Brent Anton provided an overview of the Reservoir R-12.4 project construction.
 - B. Status Report on the Digester Cleaning and Cover Replacement Project at the Wochholz Regional Water Recycling Facility [Workshop Memorandum No. 15-176] - Operations Manager Kevin King provided information on the status of the digester cover replacement project.
 - C. Status Report on the Construction of an 8" Drinking Water Pipeline in Cedar Avenue, Adams Street, Adams Court and Comberton Street [Workshop Memorandum No. 15-177] - Engineering Manager Brent Anton provided an overview of this pipeline project.
 - D. Status Report on the Installation of New Recycled Water Services and Recycled Water Pipelines throughout the Service Area of the Yucaipa Valley Water District [Workshop Memorandum No. 15-178] - Engineering Manager Brent Anton provided an update on the new recycled water pipelines to be constructed in the Yucaipa Valley Water District.
 - E. Status Report on the Construction of Interim Recycled Water Booster Station NB-12.2 [Workshop Memorandum No. 15-179] - Engineering Manager Brent Anton provided an update on the proposed recycled water booster facility.
- VI. Development Projects
- A. Development Agreement No. 2015-09 for Parcel Map 19597, Rellim, Inc. Yucaipa (Assessor's Parcel Number 0321-071-01) [Workshop Memorandum No. 15-180] - Engineering Manager Brent Anton provided an overview of Development Agreement No. 2015-09.
 - B. Amendment No. 3 to Development Agreement No. 2012-06 for Tract No. 30386 with Highpointe Communities, and Development Agreement No. 2015-06 with D. R. Horton for the Development of Seventy-Five Residential Homes within Tract No. 30386 [Workshop Memorandum No. 15-181] - Engineering Manager Brent Anton provided an overview of Amendment No. 3 to Development Agreement No. 2012-06 and Development Agreement No. 2015-06.
- VII. Administrative Items
- A. Review of the Unaudited Financial Report for the Period Ending on August 31, 2015 [Workshop Memorandum No. 15-182] - Controller Vicky Elisalda provided an overview of the prior month unaudited financial report.
 - B. Approval of Resolutions and Associated Documentation Supporting a State Water Resources Control Board Financial Assistance Application for the Calimesa Recycled Water Conveyance Project [Workshop Memorandum No. 15-183] - General Manager Joseph Zoba provided an overview of resolutions needed for financing of proposed recycled water facilities.
 - C. Proposed Scope of Work to Provide Groundwater and Surface Water Monitoring for the Maximum Benefit Monitoring Program for the San Timoteo and Yucaipa Management Zones [Workshop Memorandum No. 15-184] - Operation Manager Kevin King provided information about the ongoing Maximum Benefit monitoring of San Timoteo.
 - D. Proposed Scope of Work for the Preparation of a Recycled Water Recharge Report Pursuant to Title 22 [Workshop Memorandum No. 15-185] - Water Resource Manager Jennifer Ares provided an overview of the consultant contracts for the recharge of recycled water at the Wilson Creek Spreading Basins.

- VIII. Director Comments
- IX. Closed Session - A closed session meeting was not conducted.
- X. Adjournment - The meeting was adjourned at 5:30 p.m.

Respectfully submitted,

Joseph B. Zoba, Secretary

Board Awarded Contracts
Consent Calendar Regular Meeting -September 16, 2015

District Awarded Contracts	Director Memorandum	Job or GL #	Job Cost Breakdown	Awarded Contract Amount	Prior Payments to Date	Pending Invoice Amount	Total Contract Payments	Remaining Contract Amount	Percent Remaining	Encumbered Funds - Remaining Contract Amount				
										General Operating Expenses	Water Division Funds	Sewer Division Funds	Non-Potable Division Funds	Other Funds
Aklufi & Wysocki - FY 2016 Legal Services (Operating Funds)	--	*-5-06-54107	--	--	\$3,188	\$4,838	\$8,025							
Borden Excavating (W-Depreciation Funds) Construction of 8" Pipeline-Cedar St, Adams St, Adams Ct, Comberton	15-069	02-17849	--	\$507,000	\$0	\$0	\$0	\$507,000	100%		\$507,000			
Borden Excavating (W-Depreciation Funds) Construction of 30" and 12" Pipeline in 2nd Street	15-070	02-15776	--	\$536,755	\$0	\$0	\$0	\$536,755	100%		\$536,755			
Burgeson's Heating and Air Conditioning/Miller Electric (S-Reserves) Air Conditioning System at Lift Station No. 1	15-021	65-14780	--	\$41,511	\$39,285	\$0	\$39,285	\$2,226	5%			\$2,226		
Delta Partners \$90,000 per year-LegislativeConsult (exp 12/18) WS Oper	13-079	*-5-06-54109	--	\$90,000	\$52,500	\$7,500	\$60,000	\$30,000	33%	\$30,000				
Gateway Pacific Contractors, Inc. (Scip Funds) Construction of 6.0 MG Reservoir R-12.4	14-091	SCIP funding	--	\$7,520,080	\$4,428,877	\$606,810	\$5,035,687	\$2,484,393	33%					\$2,484,393
Geoscience (R-Operating Funds) Preparation of a groundwater model for the Gateway Basin	14-070	04-5-06-54109	\$35,320	\$51,710	\$40,690	\$0	\$40,690	\$11,020	21%	\$11,020				
CO #1 - preparation of groundwater model	15-010		\$16,390											
Harper & Associates (W-Operating Funds) Engineering, Project Mgmt & Inspection Svcs for coating repairs YVRWFF	15-062	02-5-01-57040	\$16,615	\$16,615	\$0	\$0	\$0	\$16,615	100%	\$16,615				
Krieger & Stewart Initiate Design of R-12.4 (W-Reserves)	04-164	65-295	\$74,900	\$482,500	\$197,243	\$27,436	\$224,679	\$257,821	53%		\$257,821			
TO#4 Revised	05-075		\$600											
TO#4, Amendment #2	14-014		\$45,000											
TO#5- Construction Mgmt Services	14-092		\$482,500											
TO#5, Design R-13.4 and H-2 Reservoirs for JP Ranch	05-083	65-180	\$47,400	\$79,000	\$50,471	\$0	\$50,471	\$28,529	36%					\$28,529
60% R-13.4 and 40% H-2	05-083	65-179	\$31,600											
TO#7, Design of a 24" Recycled Water Pipeline	11-091	04-9435	\$220,800	\$269,800	\$268,707	\$0	\$268,707	\$1,093	0%				\$1,093	
TO#7, Amendment #1 Addtl Design Costs	14-012		\$49,000											
One Stop Landscape Supply FY 2016 Sludge Hauling\Reuse (S-Oper)	--	03-5-02-57031	--	--	\$22,069	\$23,758	\$45,826							
Pascal & Ludwig (S-Depreciation Funds) Cleaning & replacement of 4 digester covers at WRWRF	15-041	03-14500	--	\$2,175,000	\$0	\$0	\$0	\$2,175,000	100%			\$2,175,000		
Platinum Advisors (WS Operating Funds) FY 2016 Lobbyist N-T-E per month	13-080	02-5-06-54109	--	--	\$10,000	\$5,000	\$15,000							
FY 2016 Quarterly Filing & Misc. Expenses		02-5-06-54109	--	--	\$0	\$0	\$0							
Redlands Ford (W-Depreciation Funds) 3 Ford F-550 (2016) Service Body Trucks for Public Works	15-048	02-13601	--	\$152,378	\$0	\$0	\$0	\$152,378	100%		\$152,378			
RMC Water & Environment TO#25, Digester Cleaning & a Solids Process Cond Assess	12-066	88-12830	\$57,730	\$329,600	\$176,320	\$34,574	\$210,894	\$118,706	36%			\$118,706		
TO#25, Amendment #1 (S-Depreciation Reserve Funds)	13-074	03-502-51003	\$271,870											
TO#26, SRF Mgmt Svcs-Calimesa Regional Recycled Pipeline (R-FCC)	14-023	04-5-06-54109		\$95,692	\$18,364	\$10,032	\$28,396	\$67,296	70%				\$67,296	
Dewatering Equip Pilot Testing Support Svcs at WRWRF (S-Oper)	15-044	03-5-06-54109		\$45,000	\$33,711	\$5,856	\$11,289	\$33,711	75%	\$33,711				
San Bernardino Valley Municipal Water District (W-Reserve Funds) Cost sharing for Yucaipa Groundwater Study by Geoscience	13-078			\$136,945	\$136,945	\$0	\$136,945	\$0	0%		\$0			
Santa Ana Watershed Project Authority FY 2015-16 Basin Monitoring Program Task Force (W-Oper)		02-5-01-54019	--		\$13,924	\$0	\$13,924	\$0	0%	\$0				

Board Awarded Contracts
Consent Calendar Regular Meeting -September 16, 2015

										Encumbered Funds - Remaining Contract Amount				
District Awarded Contracts	Director Memorandum	Job or GL #	Job Cost Breakdown	Awarded Contract Amount	Prior Payments to Date	Pending Invoice Amount	Total Contract Payments	Remaining Contract Amount	Percent Remaining	General Operating Expenses	Water Division Funds	Sewer Division Funds	Non-Potable Division Funds	Other Funds
Separation Processes, Inc. (W-Reserves)														
Design & Construction Supports Servs for NF SCRAM	15-047	02-14500		\$191,820	\$10,105	\$11,964	\$10,105	\$181,715	95%		\$181,715			
Skydrop Irrigation Controllers (W-Reserves Funds 25% Muni)														
Purchase of Wi-Fi based irrigations controllers	15-043	02-11201		\$250,000	\$98,785	\$3,800	\$102,585	\$147,415	59%		\$147,415			
Vavrinek, Trine, Day & Company (VTD) (Operating Funds)														
FY 2015 Auditing Services \$23,900 + \$7,775 for Single Audit	13-024	*-5-06-54108	\$31,675	\$31,675	\$600	\$10,500	\$11,100	\$20,575	65%	\$20,575				
GRAND TOTALS				\$13,068,571	\$5,667,272	\$752,066	\$6,419,338	\$6,772,250	--	\$111,921	\$1,783,086	\$2,295,932	\$68,389	\$2,512,922
										↓		↓		↓
										\$111,921		\$4,147,407		\$2,512,922
Approval of General Expenses August 2015 (Check Register Attached)														

Check Register - August 2015

<u>Check Date</u>	<u>Check Number</u>	<u>Name</u>	<u>Check Amount</u>
08/03/2015	23900	Cobb's Printing, LLC	536.76
08/03/2015	23901	YVWD-Petty Cash	320.30
08/03/2015	23902	Gregory N. Godwin	556.96
08/03/2015	23903	Standard Insurance Company	2,085.12
08/03/2015	23904	Western Dental Services, Inc.	302.27
08/03/2015	23905	Anthem Blue Cross L and H	304.30
08/03/2015	23906	Standard Insurance Company	2,615.92
08/03/2015	23907	Aetna Health of California	59,168.00
08/03/2015	23908	Standard Insurance Vision Plan	529.40
08/03/2015	23909	MetLife Small Business Center	437.88
08/03/2015	23910	ADS, LLC	2,634.00
08/03/2015	23911	Ameripride Uniform Services	404.26
08/03/2015	23912	Redlands Employment Services	948.40
08/03/2015	23913	Center Electric	1,474.60
08/03/2015	23914	Clinical Laboratory of San Ber	4,920.50
08/03/2015	23915	Gonzales Environmental Consult	400.00
08/03/2015	23916	Johnson Power Systems	2,048.14
08/03/2015	23917	Konica Minolta Business Soluti	1,143.26
08/03/2015	23918	NetComp Technologies, Inc.	5,791.56
08/03/2015	23919	Pro-Pipe & Supply, Inc.	32.80
08/03/2015	23920	SCE Rosemead	296,353.11
08/03/2015	23921	Summit Fire Protection Inc	75.00
08/03/2015	23922	U.S. Telepacific Corp	3,840.35
08/03/2015	23923	The Gas Company	54.91
08/03/2015	23924	Advance Refrigeration & Ice Sy	413.32
08/03/2015	23925	Ampak Chemicals, Inc.	4,267.97
08/03/2015	23926	Auto Care Clinic	727.66
08/03/2015	23927	Burgeson's Heating & Air Cond.	99.00
08/03/2015	23928	Calolympic Glove & Safety Co.,	23.23
08/03/2015	23929	Grainger	272.98
08/03/2015	23930	Hach Company	173.62
08/03/2015	23931	Hasa, Inc.	3,930.28
08/03/2015	23932	Industrial Safety Supply Corp	437.89
08/03/2015	23933	Inland Water Works Supply Co.	1,324.35
08/03/2015	23934	Innerline Engineering	5,800.00
08/03/2015	23935	King Lee Chemical, Co.	16,779.31
08/03/2015	23936	Lowe's Companies, Inc.	97.09
08/03/2015	23937	Matich Corp	2,140.03
08/03/2015	23938	MBC Applied Environmental Scie	1,300.00
08/03/2015	23939	Nuckles Oil Company, Inc.	2,551.51
08/03/2015	23940	Moss Bros. Chrysler Jeep Dodge	1,202.74
08/03/2015	23941	Nagem, Inc.	2,044.61
08/03/2015	23942	Sterling Water Technologies LL	17,624.01
08/07/2015	23943	Tom Shalhoub	60.95
08/07/2015	23944	PAYROLL CHECK	2,336.84
08/07/2015	23945	PAYROLL CHECK	301.37
08/07/2015	23946	WIRE, LEO	28.63
08/07/2015	23947	MEINICKE, HOLGER	162.91
08/07/2015	23948	SINGH, HARINDER	21.48
08/07/2015	23949	NATIONSPAR MORTGAGE	53.59
08/07/2015	23950	CA-PERS Supplemental Income 45	16,714.30
08/07/2015	23951	WageWorks, Inc.	1,328.07
08/07/2015	23952	Public Employees' Retirement S	20,557.42
08/07/2015	23953	Hong Nelson	125.00
08/07/2015	23954	IBEW Local 1436	216.00

Check Register - August 2015

<u>Check Date</u>	<u>Check Number</u>	<u>Name</u>	<u>Check Amount</u>
08/10/2015	23955	J Kevin King	214.87
08/10/2015	23956	Sean Trost	195.00
08/10/2015	23957	Ameripride Uniform Services	564.97
08/10/2015	23958	Redlands Employment Services	877.27
08/10/2015	23959	Corelogic, Inc.	330.00
08/10/2015	23960	Crown Ace Hardware - Yucaipa	1,036.24
08/10/2015	23961	InfoSend, Inc.	6,968.89
08/10/2015	23962	Mitech Controls, Inc.	485.55
08/10/2015	23963	NetComp Technologies, Inc.	675.92
08/10/2015	23964	San Gorgonio Pass Water Agency	17,619.18
08/10/2015	23965	Sims Welding & Supply Co., Inc	202.99
08/10/2015	23966	U.S. Postal Service (AMS-TMS)	2,000.00
08/10/2015	23967	Underground Service Alert Of S	249.00
08/10/2015	23968	United Water Works, Inc.	94.50
08/10/2015	23969	UPS Store#1504/ Mail Boxes Etc	36.55
08/10/2015	23970	George F. Siddle	70.25
08/10/2015	23971	Verizon	143.32
08/10/2015	23972	News Mirror Publishing, Inc.	734.17
08/10/2015	23973	All American Sewer Tools	1,158.21
08/10/2015	23974	Ampak Chemicals, Inc.	4,255.20
08/10/2015	23975	Bob Walker	210.00
08/10/2015	23976	Victor James Valenti	3,297.84
08/10/2015	23977	Fastenal Company	464.39
08/10/2015	23978	Frost Company	3,500.00
08/10/2015	23979	Grainger	388.42
08/10/2015	23980	Harrington Ind. Plastic, LLC	804.19
08/10/2015	23981	J.L. Wingert Co.	3,263.41
08/10/2015	23982	Johnson Power Systems	2,358.39
08/10/2015	23983	Kellar Sweeping, Inc.	664.00
08/10/2015	23984	Nalco Company	5,176.48
08/10/2015	23985	Freedom Communications Holding	312.00
08/10/2015	23986	Q Versa, LLC	10,722.62
08/10/2015	23987	Roquet Construction	5,895.19
08/10/2015	23988	Westech Engineering	2,998.14
08/10/2015	23989	YSI Incorporated	510.20
08/17/2015	23990	Aklufi & Wysocki	3,187.50
08/17/2015	23991	Delta Partners, LLC	7,500.00
08/17/2015	23992	Krieger & Stewart	27,934.33
08/17/2015	23993	One Stop Landscape Supply Inc	22,068.50
08/17/2015	23994	Platinum Advisors, LLC	5,000.00
08/17/2015	23995	RMC Water and Environment	13,108.09
08/17/2015	23996	Sacramento Bank of Commerce	39,978.00
08/17/2015	23997	Santa Ana Watershed Project Au	13,924.00
08/17/2015	23998	Separation Processes, Inc.	10,104.60
08/17/2015	23999	VTD, Vavrinek, Trine, Day & CO	600.00
08/17/2015	24000	PFM Asset Management LLC	2,000.00
08/17/2015	24001	Ralph C. Casas	108.75
08/17/2015	24002	Ameripride Uniform Services	462.16
08/17/2015	24003	Redlands Employment Services	936.55
08/17/2015	24004	AT&T Mobility	1,741.94
08/17/2015	24005	Central Communications	253.95
08/17/2015	24006	Coverall North America, Inc.	1,021.00
08/17/2015	24007	First American Data Tree, LLC	50.00
08/17/2015	24008	Incode Division-Tyler Technolo	350.00
08/17/2015	24009	Krieger & Stewart	2,181.60

Check Register - August 2015

<u>Check Date</u>	<u>Check Number</u>	<u>Name</u>	<u>Check Amount</u>
08/17/2015	24010	Pro-Pipe & Supply, Inc.	27.98
08/17/2015	24011	Riverside County RDA	500.00
08/17/2015	24012	RMC Water and Environment	2,394.50
08/17/2015	24013	SCCI, Inc.	350.00
08/17/2015	24014	Separation Processes, Inc.	2,587.00
08/17/2015	24015	The Counseling Team Internatio	120.00
08/17/2015	24016	Valley Soil, Inc.	850.00
08/17/2015	24017	Wells Fargo Bank-Corporate Tru	1,646,177.19
08/17/2015	24018	AmeriGas Propane LP	2,356.99
08/17/2015	24019	Ampak Chemicals, Inc.	4,255.20
08/17/2015	24020	Jeanntte Wisdom	678.00
08/17/2015	24021	Cal's Auto Repair & Towing	50.00
08/17/2015	24022	Daily Journal Corporation	327.80
08/17/2015	24023	Evans-Hydro Inc.	5,418.00
08/17/2015	24024	Evoqua Water Technologies LLC	1,893.04
08/17/2015	24025	Grainger	64.54
08/17/2015	24026	Hydrotex Partners, Ltd.	3,110.75
08/17/2015	24027	Inland Water Works Supply Co.	6,985.17
08/17/2015	24028	Johnson Machinery Co.	378.35
08/17/2015	24029	Lowe's Companies, Inc.	88.79
08/17/2015	24030	Nuckles Oil Company, Inc.	6,468.70
08/17/2015	24031	Nagem, Inc.	3,135.55
08/17/2015	24032	Riverside Winnelson Company	182.81
08/17/2015	24033	Smart & Final Stores, LLC	359.74
08/17/2015	24034	Steven Enterprises, Inc	120.94
08/17/2015	24035	Robert S. Stutz	100.20
08/17/2015	24036	Wells Fargo Bank-Corporate Tru	7,279.66
08/21/2015	24037	PAYROLL CHECK	1,970.26
08/21/2015	24038	CA-PERS Supplemental Income 45	15,342.43
08/21/2015	24039	WageWorks, Inc.	1,328.07
08/21/2015	24040	Public Employees' Retirement S	20,556.90
08/21/2015	24041	Hong Nelson	125.00
08/21/2015	24042	American Family Life Assurance	2,505.43
08/21/2015	24043	Boot Barn #4	173.19
08/21/2015	24044	CA-EDD	4,504.88
08/21/2015	24045	Rodd Greene	601.00
08/21/2015	24046	Gregory N. Godwin	200.00
08/21/2015	24047	Mike Rivera	159.55
08/21/2015	24048	Tri-State Seminar	285.00
08/21/2015	24049	Cypress Insurance Company	15,377.89
08/21/2015	24050	Robert Hines	601.00
08/21/2015	24051	WageWorks, Inc.	191.75
08/24/2015	24052	Water Environment Federation	654.00
08/24/2015	24053	South Point Hotel Casino&Spa	630.00
08/24/2015	24054	Ameripride Uniform Services	282.31
08/24/2015	24055	Redlands Employment Services	847.63
08/24/2015	24056	CA-EPA Dept Of Toxic Substance	300.00
08/24/2015	24057	Fedex	55.84
08/24/2015	24058	House Of Quality, Parts Plus	2,460.87
08/24/2015	24059	InfoSend, Inc.	3,481.56
08/24/2015	24060	NetComp Technologies, Inc.	900.00
08/24/2015	24061	Southern California Edison	1,468.80
08/24/2015	24062	Verizon	148.58
08/24/2015	24063	BofA Credit Card	720.97
08/24/2015	24064	California Maintenance & Envir	832.62

Check Register - August 2015

<u>Check Date</u>	<u>Check Number</u>	<u>Name</u>	<u>Check Amount</u>
08/24/2015	24065	Cemex Inc. USA	1,881.61
08/24/2015	24066	CHJ Consultants	7,970.50
08/24/2015	24067	Clinical Laboratory of San Ber	7,526.00
08/24/2015	24068	Emergency Power Controls, Inc.	5,200.00
08/24/2015	24069	ePower Network, Inc.	695.00
08/24/2015	24070	Evoqua Water Technologies LLC	1,117.10
08/24/2015	24071	G&G Environmental Compliance,I	4,071.24
08/24/2015	24072	Grainger	2,304.88
08/24/2015	24073	Graybar Electric Co., Inc.	344.09
08/24/2015	24074	Hasa, Inc.	7,851.42
08/24/2015	24075	Johnson Machinery Co.	399.86
08/24/2015	24076	Johnson Power Systems	751.42
08/24/2015	24077	MBC Applied Environmental Scie	1,300.00
08/24/2015	24078	Nagem, Inc.	1,592.66
08/24/2015	24079	Odyssey Power Corporation	6,852.16
08/24/2015	24080	R & R Anderson Trucking	1,353.02
08/24/2015	24081	Red Alert Special Couriers	344.26
08/24/2015	24082	Roquet Construction	4,487.51
08/24/2015	24083	Sonsray Machinery LLC	134.51
08/24/2015	24084	Steven Enterprises, Inc	2,800.67
08/24/2015	24085	SCE Rosemead	241,851.52
08/31/2015	24086	State Water Resources Control	2,062.00
August 2015 Check Register Total			2,796,940.14

Board Reports



Yucaipa Valley Water District



**Economic Development Advisory Committee
Regular Meeting
Agenda**

September 3, 2015 - 5:30 PM

**Community Meeting Room - Yucaipa City Hall
34272 Yucaipa Boulevard, Yucaipa, California**

ANY PUBLIC WRITINGS DISTRIBUTED BY THE CITY TO AT LEAST A MAJORITY OF THE COMMITTEE MEMBERS REGARDING ANY ITEM ON THIS REGULAR MEETING AGENDA WILL BE MADE AVAILABLE AT THE PUBLIC SERVICE COUNTER AT CITY HALL, 34272 YUCAIPA BOULEVARD, DURING NORMAL BUSINESS HOURS.

- I. Call to Order**
- II. Public Comment**
- III. Review of Development Projects**
- V. Economic Development Project and Activity Update/Status Report**
- V. Round Table**
- VI. Adjourn**



Yucaipa Valley Water District

Notice of a Recycled Water Fill Station Training Session for Residential Customers

The Yucaipa Valley Water District is in the process of developing a recycled water filling station so customers can pick up free recycled water for their home landscaping needs. While the District is securing the necessary permits for the operation of the recycled water fill station, we are offering training courses and issuing identification cards to customers in advance of the grand opening. Please join us to learn more about the program.

Thursday, September 3, 2015, at 6:00 p.m.

Yucaipa Valley Regional Water Filtration Facility at Crystal Creek
35477 Oak Glen Road, Yucaipa 92399



For additional information, please contact the Yucaipa Valley Water District at (909) 797-5117 or by email at customer_service@yvwd.dst.ca.us.



SAN BERNARDINO VALLEY MUNICIPAL WATER DISTRICT
380 E. Vanderbilt Way, San Bernardino, CA 92408

MEETING OF THE ADVISORY COMMISSION ON WATER POLICY

NOTICE AND AGENDA

6:30 p.m. Thursday, September 10, 2015

CALL TO ORDER/FLAG SALUTE

1. PUBLIC COMMENT

Any person may address the Commission on matters within its jurisdiction.

2. APPROVAL OF MINUTES

A. June 11, 2015, Advisory Commission Meeting (Page 3)

3. PRESENTATIONS

A. Riverside Highland Water Company

B. Enhanced Infrastructure Districts (Page 10)

C. Valley District's Hydroelectric Generation Projects (Page 14)

D. Update on Drought Conditions (Page 20)

E. 2015 Regional Water Management Plan Statement

4. ANNOUNCEMENTS BY COMMISSIONERS

5. FUTURE BUSINESS

A. Cost of Deepening Wells

B. Suggestions by Commissioners on Items for Policy Review

6. **NEXT MEETING DATE**

- A. Confirm next regular meeting date of December 10, 2015

7. **ADJOURNMENT**

Mission Statement

“It shall be the function of the Commission to study and make recommendations to the Board on matters of water policy for the District. The Commission shall study such matters of water policy as are submitted to it by the Board for Consideration and may study such other matters of water policy as the Commission deems appropriate.” SBVMWD Ordinance No. 61, July 6, 1987.



Notice and Agenda of a Joint Board Workshop
Yucaipa Valley Water District, Beaumont Cherry Valley Water District, and the City of Beaumont

Site Tour of the Henry N. Wochholz
Regional Water Recycling Facility
880 West County Line Road, Yucaipa, California
Monday, September 14, 2015 at 4:00 p.m.



Any person with a disability who requires accommodation in order to participate in this meeting should telephone Erin Anton at (909) 797-5117, at least 48 hours prior to the meeting in order to make a request for a disability-related modification or accommodation.

1. **Call to Order**
2. **Public Comments**
3. **Site Tour of the Henry N. Wochholz Regional Water Recycling Facility** - Workshop attendees will need the appropriate clothes and shoes to visit the facility. The workshop may be cancelled without notice due to inclement weather conditions.
4. **Adjournment**

Staff Report



Yucaipa Valley Water District

Let the free recycled water flow: Dublin San Ramon district drops restrictions

By Denis Cuff dcuff@bayareanewsgroup.com

POSTED: 09/11/2015 08:27:34 AM PDT

PLEASANTON -- A proliferation of free recycled water programs has enabled stations in Pleasanton and Dublin to drop restrictions on where customers must live.

Overwhelmed by traffic from surging business, the Dublin San Ramon Services District in July restricted sign ups to people who live in Dublin, Pleasanton and San Ramon. But with more stations around the Bay Area now offering free recycled water, the district has lifted the restriction. Customers must sign up, get an identification yard, and have a vehicle and containers to haul away up to 300 gallons.

For information, visit <http://bit.ly/1a7ra0A>.

The Dublin San Ramon District last year opened California's first free recycled water station for homeowners at its sewer plant in Pleasanton at 7399 Johnson Drive. This summer, the district added a second fill station at the Dublin Safety Complex at Dublin Boulevard and Clark Avenue.

Several other sanitary districts this year have opened recycled water plants. They include Central Contra Costa in Martinez, Delta Diablo between Antioch and Pittsburg, Ironhouse in Oakley, and the cities of Livermore, Brentwood, Redwood City and Scotts Valley.

Contact Denis Cuff at 925-943-8267. Follow him at [Twitter.com/deniscuff](https://twitter.com/deniscuff)

Discussion Items



Yucaipa Valley Water District



Date: September 16, 2015

Prepared By: Vicky Elisalda, Controller
Peggy Little, Administrative Supervisor

Subject: Unaudited Financial Report for the Period Ending on August 31, 2015

Recommendation: That the Board receives and files the unaudited financial report as presented.

The following unaudited financial report has been prepared by the Administrative Department for your review. The report has been divided into six sections to clearly disseminate information pertaining to the financial status of the District. Please remember that the following financial information has not been audited.

Cash Fund Balance Report

[Detailed information can be found on page 5 to 6 of 29]

The Cash Fund Balance Report provides a summary of how the total amount of funds maintained by financial institutions is distributed throughout the enterprise and non-enterprise funds of the District. A summary of the report is as follows:

Fund Source	Operating Funds	Restricted Funds	Total Funds
Water Division	\$7,415,668.98	\$384,253.56	\$7,799,922.54
Sewer Division	\$15,129,848.92	(\$5,943,694.61)	\$9,186,154.31
Recycled Water Division	<u>\$3,059,324.40</u>	<u>\$369,839.32</u>	<u>\$3,429,163.72</u>
Total	\$25,604,842.30	(\$5,189,601.73)	\$20,415,240.57

Most of the funds reflected in the Cash Fund Balance Report are designated for specific purposes and are therefore restricted, either by law or by District policy.

Check Register

[Detailed information can be found on pages 7 to 10 of 29]

The check register lists each check processed during the month of August 2015. The District processed 187 checks during the month of August for a total sum of \$2,796,940.14. All checks are reviewed by District staff for accuracy and completeness, and usually signed by the General Manager and one Director, but may be signed by two Directors.

The Controller will make any check, invoice or supporting documentation available for review to any board member upon request.

Financial Account Information

[Detailed information can be found on pages 11 to 14 of 29]

The District currently deposits all revenue received into the Deposit Checking account. The General Checking account is used as a sole processing account for all District checks and electronic payroll. The Investment Checking account is used for the purchase and redemption of US treasury notes and bills and for the transfer of LAIF funds. The US treasury notes and bills are booked at cost.

The LAIF investment account is a pooled money account administered by the State of California. Additional information on the LAIF account is provided below in the investment summary report.

Investment Summary

[Detailed information can be found on pages 15 to 16 of 29]

The investment summary report illustrates the District's investments in US treasury notes and bills in addition to the investments held by the Local Agency Investment Fund or LAIF. The yields for the treasury notes and bills are provided for each individual transaction. The historical annual yield for funds invested with LAIF is also provided.

Separate pooled money investment reports prepared by the State of California are maintained by the District and available for review.

Monthly Revenue Allocation

[Detailed information can be found on pages 17 to 19 of 29]

During the month of August 2015 the District received a sum total of \$2,539,399.78 in revenues from the following categories:

- A total of \$1,948,318.69 was received from 14,850 customers for utility bill payments. This is the total amount of utility bill payments received from water, sewer and recycled services.
- A total of \$1,643.25 was received for construction meter deposits, customer deposits and internet fee payments.
- A total of \$401,512.65 was received from miscellaneous water related activities (other than utility bill charges).
- A total of \$187,925.19 was received from miscellaneous sewer related activities (other than utility bill charges).
- A total of \$0.00 was received from miscellaneous recycled related activities (other than utility bill charges).

Fiscal Year 2015 Budget Status

[Detailed information can be found on pages 20 to 29 of 29]

The revenue and expense budget status for the 2015 Fiscal Year is provided for your review.

**Summary of Revenue Budget
As of August 31, 2015 (12% of Budget Cycle)**

<u>Division</u>	<u>Budget Amount</u>	<u>Current Month</u>	<u>Year-To-Date</u>	<u>Percentage</u>
Water	13,412,500	830,826	1,088,705	8.12%
Sewer	11,820,000	944,390	1,221,154	10.33%
Recycled Water	537,250	45,712	66,844	12.44%
District Revenue	25,769,750	1,820,928	2,376,703	9.22%

**Summary of Water Budget
As of August 31, 2015 (12% of Budget Cycle)**

<u>Department</u>	<u>Budget Amount</u>	<u>Current Month</u>	<u>Year-To-Date</u>	<u>Percentage</u>
Water Resources	5,050,200	350,989	679,428	13.45%
Public works	2,385,800	120,881	219,616	9.21%
Administration	3,682,486	242,181	524,465	14.24%
Long Term Debt	2,294,014	1,653,457	1,653,457	72.08%
Asset Acquisition	0	0	0	0.00%
TOTAL	13,412,500	2,367,508	3,076,966	22.94%

**Summary of Sewer Budget
As of August 31, 2015 (12% of Budget Cycle)**

<u>Department</u>	<u>Budget Amount</u>	<u>Current Month</u>	<u>Year-To-Date</u>	<u>Percentage</u>
Treatment	3,789,816	229,558	428,203	11.30%
Administration	3,151,840	208,645	422,219	13.40%
Environmental Control	982,300	56,203	112,379	11.44%
Long Term Debt	3,896,044	0	0	0.00%
Asset Acquisition-Palmer	0	0	0	0.00%
TOTAL	11,820,000	494,406	962,801	8.15%

**Summary of Recycled Water Budget
As of August 31, 2015 (12% of Budget Cycle)**

<u>Department</u>	<u>Budget Amount</u>	<u>Current Month</u>	<u>Year-To-Date</u>	<u>Percentage</u>
Administration	537,250	22,341	52,003	9.68%
TOTAL	537,250	22,341	52,003	9.68%
District Expenses	25,769,750	2,884,255	4,091,770	15.88%

Investment Policy Disclosure

The District is currently compliant with the portfolio of its Investment Policy and State Law.

The District is using Sandy Gage with Merrill Lynch Wealth Management (Bank of America Corporation) for Treasury investments. The District expects to meet its expenditure requirements for the next six months.

Questions or Comments

If you have any questions about a particular budget account, please do not hesitate to contact the Controller directly. If you need additional information, the members of the Administrative Department would be happy to provide you with any detailed information you may desire.

Cash Fund Balance Report - August 2015

Water Division	GL#	Balance
*ID 1 Construction Funds	02-10216	\$ 293,145.85
*ID 2 Construction Funds	02-10217	\$ 80,409.31
*FCC - Debt Service YVRWFF Phase I	02-10401	\$ (483,711.28)
*FCC - Future YVRWFF Phase II & III	02-10403	\$ 274,354.84
*FCC - Recycled System	02-10410	\$ (1,089,518.60)
*FCC - Booster Pumping Plants	02-10411	\$ 447,909.45
*FCC - Pipeline Facilities	02-10412	\$ (738,080.82)
*FCC - Water Storage Reservoirs	02-10413	\$ 1,599,744.81
Project Fund - Encumbered	02-10215	\$ -
Depreciation Reserves	02-10310	\$ 3,118,265.13
Infrastructure Reserves	02-10311	\$ 1,908,775.00
Sustainability Fund	02-10313	\$ 583,461.36
Rate Stabilization Fund	02-10314	\$ 500,209.14
Imported Water Fund - MUNI	02-10315	\$ (15,306.72)
Imported Water Fund - SGPWA	02-10316	\$ 825,662.05
Operating Funds:		\$ 494,603.02
Total Water Division		\$ 7,799,922.54

Sewer Division	GL#	Balance
*SRF Reserve Fund - Brineline	03-10218	\$ 637,449.00
*SRF Reserve Fund - WISE	03-10219	\$ 184,928.00
*SRF Reserve Fund - R 10.3	03-10220	\$ 51,531.00
*SRF Reserve Fund - Crow St	03-10221	\$ -
*FCC - Debt Service WWTP Expansion & Upgrade	03-10405	\$ 889,489.88
*FCC - Future WWTP Expansion	03-10407	\$ 832,157.68
*FCC - Sewer Interceptors	03-10415	\$ (1,089,768.25)
*FCC - Lift Stations	03-10416	\$ 205,117.78
*FCC - Effluent Disposal Facilities	03-10417	\$ (1,790,906.76)
*FCC - Salt Mitigation Facilities	03-10418	\$ (5,863,692.94)
Project Fund - Encumbered	03-10215	\$ 154,500.00
Depreciation Reserves	03-10310	\$ 5,631,339.09
Infrastructure Reserves	03-10311	\$ 3,319,600.00
Rate Stabilization Fund	03-10314	\$ 1,464,394.90
Operating Funds:		\$ 4,560,014.93
Total Wastewater Division		\$ 9,186,154.31

Recycled Water Division	GL#	Balance
*FCC - Recycled System	04-10410	\$ 37,446.43
*FCC - Booster Pumping Plants	04-10411	\$ 39,980.37
*FCC - Pipeline Facilities	04-10412	\$ 182,260.85
*FCC - Water Storage Reservoirs	04-10413	\$ 110,151.67
Project Fund - Encumbered	04-10215	\$ 200,000.00
Depreciation Reserves	04-10310	\$ 509,248.00
Infrastructure Reserves	04-10311	\$ 232,090.00
Operating Funds:		\$ 2,117,986.40
Total Recycled Water Division		\$ 3,429,163.72

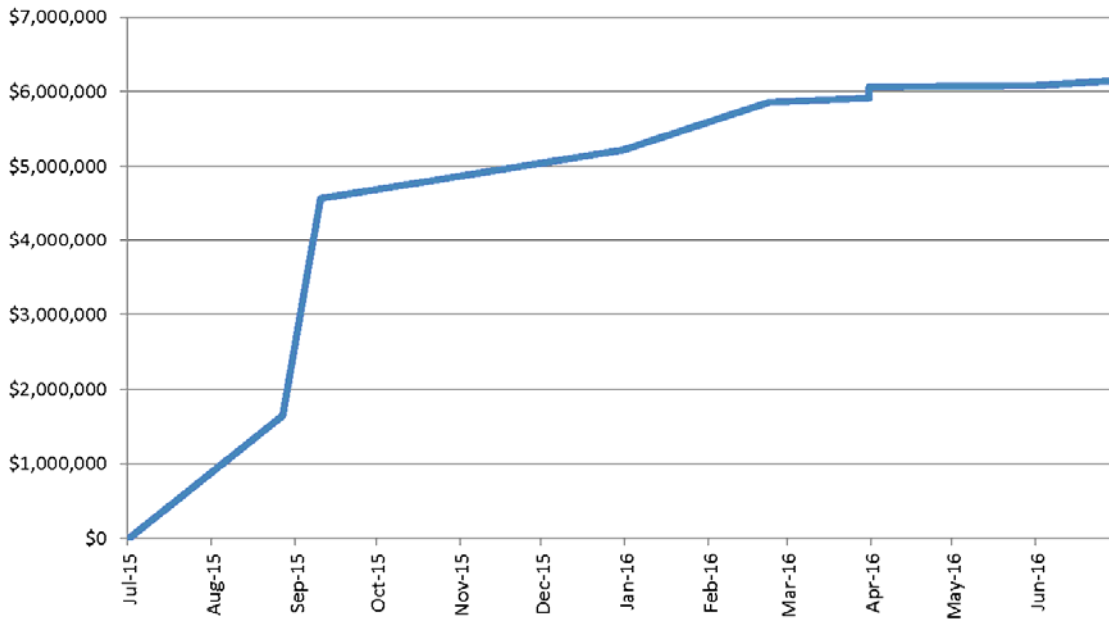
DISTRICT TOTAL \$ 20,415,240.57

*=Restricted Funds

Cash Fund Balance Report - August 2015

Pending Financial Obligations for Fiscal Year 2015/16				
Due Date	Fund	Description	Term of Obligation	Amount
08/27/2015	Water	2015A Bond Payment - YVRWFF	2015-2034	\$ 1,646,177.19
09/10/2015	Sewer	SRF Payment - WRWRF	2009-2028	\$ 2,923,688.75
12/31/2015	Sewer	SRF Payment - Yucaipa Regional Brineline	2013-2032	\$ 652,249.39
02/23/2016	Water	2015A Bond Payment - YVRWFF	2015-2034	\$ 640,556.25
03/31/2016	Sewer	SRF Payment - Recycled Reservoir R-10.3	2014-2033	\$ 54,243.02
03/31/2016	Sewer	SRF Payment - Desalinization at WRWRF	2014-2033	\$ 148,282.00
06/01/2016	Sewer	SBVMWD - Inland Empire Brineline Payment	2013-2016	\$ 20,000.00
06/30/2016	Sewer	SRF Payment - Crow Street/Recycled Booster B-12.1	Estimated	\$ 65,000.00
Total				\$ 6,150,196.60

**Payment Schedule and Cash Flow Requirements
for Fiscal Year 2015-2016**



Check Register - August 2015

<u>Check Date</u>	<u>Check Number</u>	<u>Name</u>	<u>Check Amount</u>
08/03/2015	23900	Cobb's Printing, LLC	536.76
08/03/2015	23901	YWWD-Petty Cash	320.30
08/03/2015	23902	Gregory N. Godwin	556.96
08/03/2015	23903	Standard Insurance Company	2,085.12
08/03/2015	23904	Western Dental Services, Inc.	302.27
08/03/2015	23905	Anthem Blue Cross L and H	304.30
08/03/2015	23906	Standard Insurance Company	2,615.92
08/03/2015	23907	Aetna Health of California	59,168.00
08/03/2015	23908	Standard Insurance Vision Plan	529.40
08/03/2015	23909	MetLife Small Business Center	437.88
08/03/2015	23910	ADS, LLC	2,634.00
08/03/2015	23911	Ameripride Uniform Services	404.26
08/03/2015	23912	Redlands Employment Services	948.40
08/03/2015	23913	Center Electric	1,474.60
08/03/2015	23914	Clinical Laboratory of San Ber	4,920.50
08/03/2015	23915	Gonzales Environmental Consult	400.00
08/03/2015	23916	Johnson Power Systems	2,048.14
08/03/2015	23917	Konica Minolta Business Soluti	1,143.26
08/03/2015	23918	NetComp Technologies, Inc.	5,791.56
08/03/2015	23919	Pro-Pipe & Supply, Inc.	32.80
08/03/2015	23920	SCE Rosemead	296,353.11
08/03/2015	23921	Summit Fire Protection Inc	75.00
08/03/2015	23922	U.S. Telepacific Corp	3,840.35
08/03/2015	23923	The Gas Company	54.91
08/03/2015	23924	Advance Refrigeration & Ice Sy	413.32
08/03/2015	23925	Ampak Chemicals, Inc.	4,267.97
08/03/2015	23926	Auto Care Clinic	727.66
08/03/2015	23927	Burgeson's Heating & Air Cond.	99.00
08/03/2015	23928	Calolympic Glove & Safety Co.,	23.23
08/03/2015	23929	Grainger	272.98
08/03/2015	23930	Hach Company	173.62
08/03/2015	23931	Hasa, Inc.	3,930.28
08/03/2015	23932	Industrial Safety Supply Corp	437.89
08/03/2015	23933	Inland Water Works Supply Co.	1,324.35
08/03/2015	23934	Innerline Engineering	5,800.00
08/03/2015	23935	King Lee Chemical, Co.	16,779.31
08/03/2015	23936	Lowe's Companies, Inc.	97.09
08/03/2015	23937	Matich Corp	2,140.03
08/03/2015	23938	MBC Applied Environmental Scie	1,300.00
08/03/2015	23939	Nuckles Oil Company, Inc.	2,551.51
08/03/2015	23940	Moss Bros. Chrysler Jeep Dodge	1,202.74
08/03/2015	23941	Nagem, Inc.	2,044.61
08/03/2015	23942	Sterling Water Technologies LL	17,624.01
08/07/2015	23943	Tom Shalhoub	60.95
08/07/2015	23944	PAYROLL CHECK	2,336.84
08/07/2015	23945	PAYROLL CHECK	301.37
08/07/2015	23946	WIRE, LEO	28.63
08/07/2015	23947	MEINICKE, HOLGER	162.91
08/07/2015	23948	SINGH, HARINDER	21.48
08/07/2015	23949	NATIONSPAR MORTGAGE	53.59
08/07/2015	23950	CA-PERS Supplemental Income 45	16,714.30
08/07/2015	23951	WageWorks, Inc.	1,328.07
08/07/2015	23952	Public Employees' Retirement S	20,557.42
08/07/2015	23953	Hong Nelson	125.00
08/07/2015	23954	IBEW Local 1436	216.00

Check Register - August 2015

<u>Check Date</u>	<u>Check Number</u>	<u>Name</u>	<u>Check Amount</u>
08/10/2015	23955	J Kevin King	214.87
08/10/2015	23956	Sean Trost	195.00
08/10/2015	23957	Ameripride Uniform Services	564.97
08/10/2015	23958	Redlands Employment Services	877.27
08/10/2015	23959	Corelogic, Inc.	330.00
08/10/2015	23960	Crown Ace Hardware - Yucaipa	1,036.24
08/10/2015	23961	InfoSend, Inc.	6,968.89
08/10/2015	23962	Mitech Controls, Inc.	485.55
08/10/2015	23963	NetComp Technologies, Inc.	675.92
08/10/2015	23964	San Gorgonio Pass Water Agency	17,619.18
08/10/2015	23965	Sims Welding & Supply Co., Inc	202.99
08/10/2015	23966	U.S. Postal Service (AMS-TMS)	2,000.00
08/10/2015	23967	Underground Service Alert Of S	249.00
08/10/2015	23968	United Water Works, Inc.	94.50
08/10/2015	23969	UPS Store#1504/ Mail Boxes Etc	36.55
08/10/2015	23970	George F. Siddle	70.25
08/10/2015	23971	Verizon	143.32
08/10/2015	23972	News Mirror Publishing, Inc.	734.17
08/10/2015	23973	All American Sewer Tools	1,158.21
08/10/2015	23974	Ampak Chemicals, Inc.	4,255.20
08/10/2015	23975	Bob Walker	210.00
08/10/2015	23976	Victor James Valenti	3,297.84
08/10/2015	23977	Fastenal Company	464.39
08/10/2015	23978	Frost Company	3,500.00
08/10/2015	23979	Grainger	388.42
08/10/2015	23980	Harrington Ind. Plastic, LLC	804.19
08/10/2015	23981	J.L. Wingert Co.	3,263.41
08/10/2015	23982	Johnson Power Systems	2,358.39
08/10/2015	23983	Kellar Sweeping, Inc.	664.00
08/10/2015	23984	Nalco Company	5,176.48
08/10/2015	23985	Freedom Communications Holding	312.00
08/10/2015	23986	Q Versa, LLC	10,722.62
08/10/2015	23987	Roquet Construction	5,895.19
08/10/2015	23988	Westech Engineering	2,998.14
08/10/2015	23989	YSI Incorporated	510.20
08/17/2015	23990	Aklufi & Wysocki	3,187.50
08/17/2015	23991	Delta Partners, LLC	7,500.00
08/17/2015	23992	Krieger & Stewart	27,934.33
08/17/2015	23993	One Stop Landscape Supply Inc	22,068.50
08/17/2015	23994	Platinum Advisors, LLC	5,000.00
08/17/2015	23995	RMC Water and Environment	13,108.09
08/17/2015	23996	Sacramento Bank of Commerce	39,978.00
08/17/2015	23997	Santa Ana Watershed Project Au	13,924.00
08/17/2015	23998	Separation Processes, Inc.	10,104.60
08/17/2015	23999	VTD, Vavrinek, Trine, Day & CO	600.00
08/17/2015	24000	PFM Asset Management LLC	2,000.00
08/17/2015	24001	Ralph C. Casas	108.75
08/17/2015	24002	Ameripride Uniform Services	462.16
08/17/2015	24003	Redlands Employment Services	936.55
08/17/2015	24004	AT&T Mobility	1,741.94
08/17/2015	24005	Central Communications	253.95
08/17/2015	24006	Coverall North America, Inc.	1,021.00
08/17/2015	24007	First American Data Tree, LLC	50.00
08/17/2015	24008	Incode Division-Tyler Technolo	350.00
08/17/2015	24009	Krieger & Stewart	2,181.60

Check Register - August 2015

<u>Check Date</u>	<u>Check Number</u>	<u>Name</u>	<u>Check Amount</u>
08/17/2015	24010	Pro-Pipe & Supply, Inc.	27.98
08/17/2015	24011	Riverside County RDA	500.00
08/17/2015	24012	RMC Water and Environment	2,394.50
08/17/2015	24013	SCCI, Inc.	350.00
08/17/2015	24014	Separation Processes, Inc.	2,587.00
08/17/2015	24015	The Counseling Team Internatio	120.00
08/17/2015	24016	Valley Soil, Inc.	850.00
08/17/2015	24017	Wells Fargo Bank-Corporate Tru	1,646,177.19
08/17/2015	24018	AmeriGas Propane LP	2,356.99
08/17/2015	24019	Ampak Chemicals, Inc.	4,255.20
08/17/2015	24020	Jeanntte Wisdom	678.00
08/17/2015	24021	Cal's Auto Repair & Towing	50.00
08/17/2015	24022	Daily Journal Corporation	327.80
08/17/2015	24023	Evans-Hydro Inc.	5,418.00
08/17/2015	24024	Evoqua Water Technologies LLC	1,893.04
08/17/2015	24025	Grainger	64.54
08/17/2015	24026	Hydrotex Partners, Ltd.	3,110.75
08/17/2015	24027	Inland Water Works Supply Co.	6,985.17
08/17/2015	24028	Johnson Machinery Co.	378.35
08/17/2015	24029	Lowe's Companies, Inc.	88.79
08/17/2015	24030	Nuckles Oil Company, Inc.	6,468.70
08/17/2015	24031	Nagem, Inc.	3,135.55
08/17/2015	24032	Riverside Winnelson Company	182.81
08/17/2015	24033	Smart & Final Stores, LLC	359.74
08/17/2015	24034	Steven Enterprises, Inc	120.94
08/17/2015	24035	Robert S. Stutz	100.20
08/17/2015	24036	Wells Fargo Bank-Corporate Tru	7,279.66
08/21/2015	24037	PAYROLL CHECK	1,970.26
08/21/2015	24038	CA-PERS Supplemental Income 45	15,342.43
08/21/2015	24039	WageWorks, Inc.	1,328.07
08/21/2015	24040	Public Employees' Retirement S	20,556.90
08/21/2015	24041	Hong Nelson	125.00
08/21/2015	24042	American Family Life Assurance	2,505.43
08/21/2015	24043	Boot Barn #4	173.19
08/21/2015	24044	CA-EDD	4,504.88
08/21/2015	24045	Rodd Greene	601.00
08/21/2015	24046	Gregory N. Godwin	200.00
08/21/2015	24047	Mike Rivera	159.55
08/21/2015	24048	Tri-State Seminar	285.00
08/21/2015	24049	Cypress Insurance Company	15,377.89
08/21/2015	24050	Robert Hines	601.00
08/21/2015	24051	WageWorks, Inc.	191.75
08/24/2015	24052	Water Environment Federation	654.00
08/24/2015	24053	South Point Hotel Casino&Spa	630.00
08/24/2015	24054	Ameripride Uniform Services	282.31
08/24/2015	24055	Redlands Employment Services	847.63
08/24/2015	24056	CA-EPA Dept Of Toxic Substance	300.00
08/24/2015	24057	Fedex	55.84
08/24/2015	24058	House Of Quality, Parts Plus	2,460.87
08/24/2015	24059	InfoSend, Inc.	3,481.56
08/24/2015	24060	NetComp Technologies, Inc.	900.00
08/24/2015	24061	Southern California Edison	1,468.80
08/24/2015	24062	Verizon	148.58
08/24/2015	24063	BofA Credit Card	720.97
08/24/2015	24064	California Maintenance & Envir	832.62

Check Register - August 2015

<u>Check Date</u>	<u>Check Number</u>	<u>Name</u>	<u>Check Amount</u>
08/24/2015	24065	Cemex Inc. USA	1,881.61
08/24/2015	24066	CHJ Consultants	7,970.50
08/24/2015	24067	Clinical Laboratory of San Ber	7,526.00
08/24/2015	24068	Emergency Power Controls, Inc.	5,200.00
08/24/2015	24069	ePower Network, Inc.	695.00
08/24/2015	24070	Evoqua Water Technologies LLC	1,117.10
08/24/2015	24071	G&G Environmental Compliance, I	4,071.24
08/24/2015	24072	Grainger	2,304.88
08/24/2015	24073	Graybar Electric Co., Inc.	344.09
08/24/2015	24074	Hasa, Inc.	7,851.42
08/24/2015	24075	Johnson Machinery Co.	399.86
08/24/2015	24076	Johnson Power Systems	751.42
08/24/2015	24077	MBC Applied Environmental Scie	1,300.00
08/24/2015	24078	Nagem, Inc.	1,592.66
08/24/2015	24079	Odyssey Power Corporation	6,852.16
08/24/2015	24080	R & R Anderson Trucking	1,353.02
08/24/2015	24081	Red Alert Special Couriers	344.26
08/24/2015	24082	Roquet Construction	4,487.51
08/24/2015	24083	Sonsray Machinery LLC	134.51
08/24/2015	24084	Steven Enterprises, Inc	2,800.67
08/24/2015	24085	SCE Rosemead	241,851.52
08/31/2015	24086	State Water Resources Control	2,062.00
August 2015 Check Register Total			2,796,940.14

Financial Account Information - August 2015

DATE	DESCRIPTION	Deposit Checking	General Checking	Investment Checking	Treasuries at cost	LAIF Invest. Fund	TOTAL ACTIVITY
07/31/2015	bal forward	1,340,531.46	30,000.00	30,114.90	501,567.02	19,103,970.94	21,006,184.32
7/31	rev retained in MM				(629.29)		(629.29)
08/03/2015	Deposit	88,414.59					88,414.59
	ETS Fees	(1,194.66)					(1,194.66)
	ETS Fees	(1,346.85)					(1,346.85)
	Credit Card-7/31	1,196.45					1,196.45
	Credit Card-8/3	5,670.18					5,670.18
	Electronic	24,097.23					24,097.23
	Website-8/3	4,739.78					4,739.78
	Website-8/4	444.37					444.37
	Website-8/4	1,066.56					1,066.56
	ACH pymts	39,025.00					39,025.00
	ACH pymts	11,779.06					11,779.06
08/04/2015	Deposit	15,298.48					15,298.48
	Deposit - Skydrop	985.00					985.00
	Deposit - Rubio Drug	16,127.60					16,127.60
	Deposit - RC Tax Ck	4,533.14					4,533.14
	Deposit - RC Tax Ck	895.42					895.42
	Deposit - RC Tax Ck	11.33					11.33
	Credit Card-8/3	905.82					905.82
	Credit Card-8/4	4,301.46					4,301.46
	Electronic	35,957.06					35,957.06
	Website-8/4	3,665.44					3,665.44
	Website-8/5	95.05					95.05
	Website-8/5	615.79					615.79
08/05/2015	Deposit	60,026.14					60,026.14
	Deposit Correction 8/3	(97.83)					(97.83)
	Deposit Correction 8/3	(0.03)					(0.03)
	Deposit Correction 8/3	92.86					92.86
	Credit Card-8/4	999.58					999.58
	Credit Card-8/5	4,471.43					4,471.43
	Electronic	20,879.74					20,879.74
	Website-8/5	3,914.29					3,914.29
	Website-8/6	157.38					157.38
	Website-8/6	487.26					487.26
8/7/15-PR	Federal Taxes		(46,702.56)				(46,702.56)
8/7/15-PR	State Taxes		(7,955.51)				(7,955.51)
8/7/15-PR	PR Direct Deposit		(107,654.47)				(107,654.47)
8/7/15-PR	VOYA 457		(8,303.64)				(8,303.64)
	Ck#23900-23954		(490,093.96)				(490,093.96)
	TRF#1362 - AP & PR	(660,710.14)	660,710.14				0.00
08/06/2015	Deposit	39,689.26					39,689.26
	Credit Card-8/5	862.93					862.93
	Credit Card-8/6	2,156.66					2,156.66
	Electronic	15,063.94					15,063.94
	Website-8/6	4,339.41					4,339.41
	Website-8/7	160.75					160.75
	Website-8/7	743.42					743.42
08/07/2015	Deposit	71,953.30					71,953.30
	Credit Card-8/6	881.03					881.03
	Credit Card-8/7	2,404.14					2,404.14
	Electronic	17,651.79					17,651.79
	Website-8/7	2,749.50					2,749.50
	Website-8/8	58.11					58.11

Financial Account Information - August 2015

DATE	DESCRIPTION	Deposit Checking	General Checking	Investment Checking	Treasuries at cost	LAIF Invest. Fund	TOTAL ACTIVITY
07/31/2015	bal forward	1,340,531.46	30,000.00	30,114.90	501,567.02	19,103,970.94	21,006,184.32
	Website-8/8	3,184.55					3,184.55
	Website-8/9	103.24					103.24
	Website-8/9	1,909.52					1,909.52
	Website-8/10	211.12					211.12
	Website-8/10	490.57					490.57
08/10/2015	Deposit	99,250.74					99,250.74
	Credit Card-8/7	767.55					767.55
	Credit Card-8/10	6,282.77					6,282.77
	Electronic	18,200.40					18,200.40
	Website-8/10	7,717.53					7,717.53
	Website-8/11	154.99					154.99
	Website-8/11	713.48					713.48
	ACH pymts	74,367.90					74,367.90
08/11/2015	Deposit	11,398.69					11,398.69
	Deposit-Mastercraft	260,848.00					260,848.00
	Deposit-Maple Ventures	114,898.00					114,898.00
	Credit Card-8/10	1,345.01					1,345.01
	Credit Card-8/11	2,640.54					2,640.54
	Electronic	38,111.82					38,111.82
	Website-8/11	2,644.51					2,644.51
	Website-8/12	125.02					125.02
	Website-8/12	469.80					469.80
	Ck#23955-23989		(78,477.35)				(78,477.35)
	TRF#1363- AP	(78,477.35)	78,477.35				0.00
08/12/2015	Deposit	79,285.63					79,285.63
	Credit Card-8/11	623.12					623.12
	Credit Card-8/12	5,563.19					5,563.19
	Electronic	17,085.59					17,085.59
	Website-8/12	3,638.03					3,638.03
	Website-8/13	205.54					205.54
	Website-8/13	562.00					562.00
08/13/2015	Deposit	35,516.10					35,516.10
	Deposit-Riv Tax	716.38					716.38
	Credit Card-8/12	345.96					345.96
	Credit Card-8/13	2,774.13					2,774.13
	Electronic	12,325.11					12,325.11
	Website-8/13	3,826.63					3,826.63
	Website-8/14	66.62					66.62
	Website-8/14	506.01					506.01
08/14/2015	Deposit	47,052.94					47,052.94
	Deposit-M/C	13,021.65					13,021.65
	Deposit-Skydrop	600.00					600.00
	Credit Card-8/13	856.53					856.53
	Credit Card-8/14	2,441.39					2,441.39
	Electronic	22,671.61					22,671.61
	Website-8/14	4,605.73					4,605.73
	Website-8/15	226.48					226.48
	Website-8/15	2,094.97					2,094.97
	Website-8/16	210.90					210.90
	Website-8/16	1,115.29					1,115.29
	Website-8/17	18.18					18.18
	Website-8/17	368.85					368.85
08/17/2015	Deposit	79,212.01					79,212.01

Financial Account Information - August 2015

DATE	DESCRIPTION	Deposit Checking	General Checking	Investment Checking	Treasuries at cost	LAIF Invest. Fund	TOTAL ACTIVITY
07/31/2015	bal forward	1,340,531.46	30,000.00	30,114.90	501,567.02	19,103,970.94	21,006,184.32
	Credit Card-8/14	1,366.44					1,366.44
	Credit Card-8/17	4,864.93					4,864.93
	Electronic	18,421.96					18,421.96
	Website-8/17	4,156.29					4,156.29
	Website-8/18	243.09					243.09
	Website-8/18	564.58					564.58
	ACH pmts	67,267.90					67,267.90
	ACH pmts	95.05					95.05
08/18/2015	Deposit	19,200.90					19,200.90
	Credit Card-8/17	962.97					962.97
	Credit Card-8/18	3,112.54					3,112.54
	Electronic	21,290.20					21,290.20
	Website-8/18	2,712.58					2,712.58
	Website-8/19	292.17					292.17
	Website-8/19	572.23					572.23
08/19/2015	Deposit	37,309.83					37,309.83
	Deposit-M/C	5,363.00					5,363.00
	Deposit-M/C	62,280.36					62,280.36
	Credit Card-8/18	545.55					545.55
	Credit Card-8/19	5,519.91					5,519.91
	Electronic	15,398.96					15,398.96
	Website-8/19	2,622.71					2,622.71
	Website-8/20	890.42					890.42
08/20/2015	Deposit	42,628.12					42,628.12
	Credit Card-8/19	1,956.19					1,956.19
	Credit Card-8/20	2,303.18					2,303.18
	Electronic	13,749.98					13,749.98
	Website-8/20	2,202.11					2,202.11
	Website-8/21	860.00					860.00
	ACH pmts	26,750.39					26,750.39
8/21/15-PR	Federal Taxes		(42,938.49)				(42,938.49)
8/21/15-PR	State Taxes		(7,272.52)				(7,272.52)
8/21/15-PR	PR Direct Deposit		(102,801.06)				(102,801.06)
8/21/15-PR	VOYA 457		(7,213.64)				(7,213.64)
	Ck#23990-24051		(1,912,694.22)				(1,912,694.22)
	TRF#1364- AP & PR	(2,072,919.93)	2,072,919.93				0.00
08/21/2015	Deposit	29,728.21					29,728.21
	Deposit -Skydrop	505.00					505.00
	Credit Card-8/20	513.39					513.39
	Credit Card-8/21	3,281.57					3,281.57
	Electronic	17,527.43					17,527.43
	Website-8/21	2,628.95					2,628.95
	Website-8/22	192.86					192.86
	Website-8/22	2,516.11					2,516.11
	Website-8/23	100.00					100.00
	Website-8/23	2,531.93					2,531.93
	Website-8/24	177.98					177.98
	Website-8/24	781.36					781.36
08/24/2015	Deposit	84,734.33					84,734.33
	Deposit -SCIP	39,978.00					39,978.00
	Credit Card-8/21	813.53					813.53
	Credit Card-8/24	4,933.47					4,933.47
	Electronic	22,380.70					22,380.70

Financial Account Information - August 2015

DATE	DESCRIPTION	Deposit Checking	General Checking	Investment Checking	Treasuries at cost	LAIF Invest. Fund	TOTAL ACTIVITY
07/31/2015	bal forward	1,340,531.46	30,000.00	30,114.90	501,567.02	19,103,970.94	21,006,184.32
	Website-8/24	4,488.58					4,488.58
	Website-8/25	652.83					652.83
	Website-8/25	214.77					214.77
08/25/2015	Deposit	51,348.19					51,348.19
	Deposit-M/C	9,993.68					9,993.68
	Credit Card-8/24	1,090.19					1,090.19
	Credit Card-8/25	1,770.14					1,770.14
	Electronic	22,466.73					22,466.73
	Website-8/25	2,841.76					2,841.76
	Website-8/26	397.99					397.99
	ACH pmts	72,834.56					72,834.56
	ACH pmts	1,717.20					1,717.20
	Ck#24052-24085		(313,612.61)				(313,612.61)
	TRF#1365- AP	(313,612.61)	313,612.61				0.00
	TRF#1366-LAIF to Inv Cking			3,000,000.00		(3,000,000.00)	0.00
	TRF#1367-Inv to Deposit	3,000,000.00		(3,000,000.00)			0.00
08/26/2015	Deposit	37,062.16					37,062.16
	Credit Card-8/25	931.67					931.67
	Credit Card-8/26	3,220.51					3,220.51
	Electronic	12,289.27					12,289.27
	Website-8/26	3,117.92					3,117.92
	Website-8/27	78.69					78.69
08/27/2015	Deposit	28,266.03					28,266.03
	Credit Card-8/26	1,610.86					1,610.86
	Credit Card-8/27	2,224.70					2,224.70
	Electronic	6,082.77					6,082.77
	Website-8/27	2,307.49					2,307.49
	Website-8/28	794.94					794.94
08/28/2015	Deposit	41,611.16					41,611.16
	Deposit-M/C	27,763.78					27,763.78
	Deposit-Peterson	29,854.60					29,854.60
	Credit Card-8/27	652.16					652.16
	Credit Card-8/28	2,745.37					2,745.37
	Electronic	13,504.19					13,504.19
	Website-8/28	3,741.39					3,741.39
	Website-8/29	2,433.23					2,433.23
	Website-8/30	2,127.76					2,127.76
	Website-8/31	180.73					180.73
08/31/2015	Deposit	59,633.04					59,633.04
	Credit Card-8/28	598.04					598.04
	Credit Card-8/31	2,541.76					2,541.76
	Electronic	10,235.86					10,235.86
	Website-8/31	3,498.58					3,498.58
	Website-9/1	585.02					585.02
	August '15 NSF's	(1,782.07)					(1,782.07)
8/31	check# 24086		(2,062.00)				(2,062.00)
8/31	retained in MM				629.30		629.30
							20,415,260.57
	TOTALS	3,751,669.70	27,938.00	30,114.90	501,567.03	16,103,970.94	20,415,260.57

Investment Summary - August 2015

U.S. TREASURIES

Quantity	Description	Cusip	Maturity Date	Yield	Cost of Purchase	Market Value
501,000	US Treasury Bill	912796GQ6	November 27, 2015	0.020%	500,937.73	500,984.97
501,000	Total Values				500,937.73	500,984.97

Money Market Account Activity-Beginning Balance	629.29
8/31/15 - Dividend/Interest	0.01
Income	0.01
Intra-Bank Transfers to/from Investment Checking	0.00
Fund Transfers	0.00
Cusip Maturity	0.00
Redemptions	0.00
Cusip Purchase	0.00
Purchases	0.00
 Ending Balance - Money Market	 629.30
 US Treasury Securities Investment Principal	 500,937.73
 Total Assets	 501,567.03

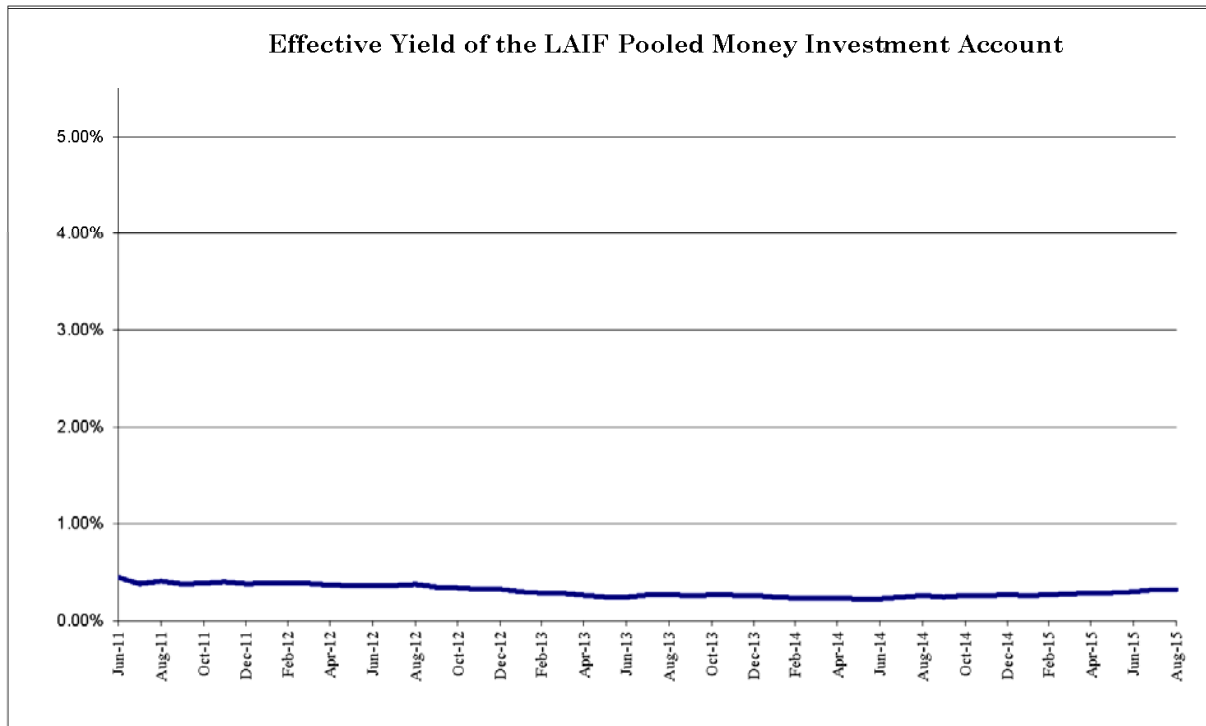
Investment Summary - August 2015

LOCAL AGENCY INVESTMENT FUND

PERIOD	TOTAL WITHDRAWAL AMOUNT	TOTAL DEPOSIT AMOUNT	ACCRUED INTEREST (QUARTERLY)	ENDING BALANCE
July 31, 2015	(\$525,000.00)	\$0.00	\$12,375.46	\$19,103,970.94
August 31, 2015	(\$3,000,000.00)	\$0.00	\$0.00	\$16,103,970.94
September 30, 2015	\$0.00	\$0.00	\$0.00	\$16,103,970.94
October 31, 2015	\$0.00	\$0.00	\$0.00	\$16,103,970.94
November 30, 2015	\$0.00	\$0.00	\$0.00	\$16,103,970.94
December 31, 2015	\$0.00	\$0.00	\$0.00	\$16,103,970.94
January 31, 2016	\$0.00	\$0.00	\$0.00	\$16,103,970.94
February 28, 2016	\$0.00	\$0.00	\$0.00	\$16,103,970.94
March 31, 2016	\$0.00	\$0.00	\$0.00	\$16,103,970.94
April 30, 2016	\$0.00	\$0.00	\$0.00	\$16,103,970.94
May 31, 2016	\$0.00	\$0.00	\$0.00	\$16,103,970.94
June 30, 2016	\$0.00	\$0.00	\$0.00	\$16,103,970.94

L.A.I.F. INCOME SUMMARY

	<u>CURRENT QUARTER</u>	<u>FY YEAR-TO-DATE</u>
<u>INCOME RECEIVED</u>	<u>\$12,375.46</u>	<u>\$12,375.46</u>



Daily Deposit Allocation - August 2015

DATE	DESCRIPTION	QTY	DEPOSIT CHECKING DEPOSITS	AR Mail & Counter	AR Payment Centers	AR Credit Card	AR Electronic Rapid Pay	AR Web Site	AR ACH Auto Pay	AR TOTAL	AR Water Customer Deposits	Water Allocation	Sewer Allocation	Recycled Allocation	RECAP TOTAL
08/03/2015	Mail & Counter	559	88,414.59	88,314.59						88,314.59		100.00			88,414.59
	Dep Corr		(5.00)	(5.00)						(5.00)					(5.00)
	Credit Cards	61	6,866.63		6,866.63					6,866.63					6,866.63
	Electronic	218	24,097.23			24,097.23				24,097.23					24,097.23
	Website	46	6,250.71					6,170.21		6,170.21	80.50				6,250.71
08/04/2015	ACH payment	473	50,804.06						50,804.06	50,804.06					50,804.06
	Mail & Counter	150	15,248.48	15,248.48						15,248.48					15,248.48
	Deposit-Rubio Drug		16,127.60							16,127.60		12,507.60	3,620.00		16,127.60
	Deposit-Skydrop		985.00							985.00		985.00			985.00
	Deposit-RC Tax		4,533.14	657.10						657.10		3,876.04			4,533.14
	Deposit-RC Tax		885.42							885.42		885.42			885.42
	Deposit-RC Tax		11.33							11.33		11.33			11.33
	Credit Cards	29	5,207.28			5,207.28				5,207.28					5,207.28
	Electronic	374	35,957.06				35,957.06			35,957.06					35,957.06
	Website-39 fees	45	4,376.28					4,306.03		4,306.03	68.25				4,376.28
08/05/2015	Mail & Counter	379	60,026.14	59,976.14						59,976.14					60,026.14
	Credit Cards	48	5,471.01			5,471.01				5,471.01					5,471.01
	Electronic	220	20,879.74				20,879.74			20,879.74					20,879.74
	Website	34	4,558.93					4,496.43		4,496.43	59.50				4,558.93
08/06/2015	Mail & Counter	344	39,689.26	39,689.26						39,689.26					39,689.26
	Credit Cards	22	3,019.59			3,019.59				3,019.59					3,019.59
	Electronic	164	15,063.94				15,063.94			15,063.94					15,063.94
	Website	44	5,243.58					5,166.58		5,166.58	77.00				5,243.58
08/07/2015	Mail & Counter	271	71,953.30	71,618.30						71,618.30					71,953.30
	Credit Cards	36	3,285.17			3,285.17				3,285.17					3,285.17
	Electronic	188	17,651.79				17,651.79			17,651.79					17,651.79
	Website	82	8,706.61					8,563.11		8,563.11	143.50				8,706.61
08/10/2015	Mail & Counter	614	99,250.74	99,200.74						99,200.74					99,250.74
	Credit Cards	43	7,050.32			7,050.32				7,050.32					7,050.32
	Electronic	199	18,200.40				18,200.40			18,200.40					18,200.40
	Website	44	8,586.00					8,509.00		8,509.00	77.00				8,586.00
	ACH payment	556	74,367.90					74,367.90		74,367.90					74,367.90
08/11/2015	Mail & Counter	101	11,398.69	11,398.69						11,398.69					11,398.69
	Deposit-Mastercraft		260,848.00							260,848.00		129,312.00	131,536.00		260,848.00
	Deposit-Maple Ventures		114,898.00							114,898.00		73,793.00	41,105.00		114,898.00
	Credit Cards	32	3,985.55			3,985.55				3,985.55					3,985.55
	Electronic	352	38,111.82				38,111.82			38,111.82					38,111.82
	Website-35 fees	38	3,239.33					3,179.08		3,179.08	61.25				3,239.33
08/12/2015	Mail & Counter	405	79,235.63	79,235.63						79,235.63					79,235.63
	Credit Cards	37	6,186.31			6,186.31				6,186.31					6,186.31
	Electronic	179	17,085.59				17,085.59			17,085.59					17,085.59
	Website	36	4,405.57					4,342.57		4,342.57	63.00				4,405.57
08/13/2015	Mail & Counter	225	35,516.10	35,516.10						35,516.10					35,516.10
	Deposit-Riv Tax		716.38							716.38		716.38			716.38
	Credit Cards	28	3,120.09			3,120.09				3,120.09					3,120.09
	Electronic	127	12,325.11				12,325.11			12,325.11					12,325.11
	Website	28	4,399.26					4,350.26		4,350.26	49.00				4,399.26

Daily Deposit Allocation - August 2015

DATE	DESCRIPTION	QTY	DEPOSIT CHECKING DEPOSITS	AR Mail & Counter	AR Payment Centers	AR Credit Card	AR Electronic Rapid Pay	AR Web Site	AR ACH Auto Pay	AR TOTAL	AR Water Customer Deposits	Water Allocation	Sewer Allocation	Recycled Allocation	RECAP TOTAL
08/14/2015	Mail & Counter	231	47,052.94	47,052.94						47,052.94					47,052.94
	Deposit-M/C		13,021.65							0.00		13,021.65			13,021.65
	Deposit-Skydrop		600.00							0.00		600.00			600.00
	Credit Cards	25	3,297.92		3,297.92					3,297.92					3,297.92
	Electronic	216	22,671.61				22,671.61			22,671.61					22,671.61
	Website	84	8,640.40					8,493.40		8,493.40	147.00				8,640.40
08/17/2015	Mail & Counter	505	79,212.01	79,012.01						79,212.01		200.00			79,212.01
	Credit Cards	50	6,231.37		6,231.37					6,231.37					6,231.37
	Electronic	186	18,421.96				18,421.96			18,421.96					18,421.96
	Website-43 fees	45	4,963.96					4,888.71		4,888.71	75.25				4,963.96
	ACH payment	597	67,362.95						67,362.95	67,362.95					67,362.95
08/18/2015	Mail & Counter	157	19,200.90	19,100.90						19,100.90		100.00			19,200.90
	Credit Cards	37	4,075.51		4,075.51					4,075.51					4,075.51
	Electronic	247	21,290.20				21,290.20			21,290.20					21,290.20
	Website- 32 fees	35	3,576.98					3,520.98		3,520.98	56.00				3,576.98
08/19/2015	Mail & Counter	264	37,309.83	37,209.83						37,209.83		100.00			37,309.83
	Deposit-M/C		5,363.00							0.00		5,363.00			5,363.00
	Deposit-M/C		62,280.36							0.00		62,034.74	245.62		62,280.36
	Credit Cards	49	6,065.46		6,065.46					6,065.46					6,065.46
	Electronic	165	15,398.96				15,398.96			15,398.96					15,398.96
	Website	30	3,513.13					3,460.63		3,460.63	52.50				3,513.13
08/20/2015	Mail & Counter	211	42,628.12	42,493.12						42,493.12		135.00			42,628.12
	Credit Cards	35	4,259.37		4,259.37					4,259.37					4,259.37
	Electronic	142	13,749.98				13,749.98			13,749.98					13,749.98
	Website-26 fees	29	3,062.11					3,016.61		3,016.61	45.50				3,062.11
	ACH payment	508	26,750.39						26,750.39	26,750.39					26,750.39
08/21/2015	Mail & Counter	199	29,728.21	29,578.21						29,578.21		150.00			29,728.21
	Deposit-Skydrop		505.00							0.00		505.00			505.00
	Credit Cards	36	3,794.96		3,794.96					3,794.96					3,794.96
	Electronic	195	17,527.43				17,527.43			17,527.43					17,527.43
	Website	85	8,929.19					8,780.44		8,780.44	148.75				8,929.19
08/24/2015	Mail & Counter	543	84,734.33	84,684.33						84,684.33		50.00			84,734.33
	Deposit-SCIP		39,978.00							0.00		39,978.00			39,978.00
	Electronic	58	5,747.00		5,747.00					5,747.00					5,747.00
	Credit Cards	216	22,380.70				22,380.70			22,380.70					22,380.70
	Website	48	5,356.18					5,272.18		5,272.18	84.00				5,356.18
08/25/2015	Mail & Counter	179	51,348.19	51,298.19						51,298.19		50.00			51,348.19
	Deposit-M/C		9,993.68							0.00		8,118.68	1,875.00		9,993.68
	Credit Cards	28	2,860.33		2,860.33					2,860.33					2,860.33
	Electronic	253	22,466.73				22,466.73			22,466.73					22,466.73
	Website	31	3,239.75					3,185.50		3,185.50	54.25				3,239.75
	ACH payment	590	74,551.76						74,551.76	74,551.76					74,551.76
08/26/2015	Mail & Counter	295	37,062.16	36,962.16						36,962.16		100.00			37,062.16
	Credit Cards	33	4,152.18		4,152.18					4,152.18					4,152.18
	Electronic	134	12,289.27				12,289.27			12,289.27					12,289.27
	Website-25 fees	27	3,196.61					3,152.86		3,152.86	43.75				3,196.61

Daily Deposit Allocation - August 2015

DATE	DESCRIPTION	QTY	DEPOSIT CHECKING DEPOSITS	AR Mail & Counter	AR Payment Centers	AR Credit Card	AR Electronic Rapid Pay	AR Web Site	AR ACH Auto Pay	AR TOTAL	AR Water Customer Deposits	Water Allocation	Sewer Allocation	Recycled Allocation	RECAP TOTAL
08/27/2015	Mail & Counter	162	28,266.03	28,266.03						28,266.03					28,266.03
	Credit Cards	30	3,835.56			3,835.56				3,835.56					3,835.56
	Electronic	78	6,082.77				6,082.77			6,082.77					6,082.77
	Website	29	3,102.43					3,051.68		3,051.68					3,102.43
08/28/2015	Mail & Counter	171	41,561.16	41,561.16						41,561.16	50.75	50.00			41,611.16
	Deposit-M/C		27,763.78							0.00		27,291.21	472.57		27,763.78
	Deposit-Peterson		29,854.60							0.00		20,783.60	9,071.00		29,854.60
	Credit Cards	34	3,397.53			3,397.53				3,397.53					3,397.53
	Electronic	123	13,504.19				13,504.19			13,504.19					13,504.19
	Website	75	8,483.11					8,351.86		8,351.86	131.25				8,483.11
08/31/2015	Mail & Counter	334	59,633.04	59,483.04						59,483.04		150.00			59,633.04
	Credit Cards	27	3,139.80			3,139.80				3,139.80					3,139.80
	Electronic	115	10,235.86				10,235.86			10,235.86					10,235.86
	Website	43	4,083.60					4,008.35		4,008.35	75.25				4,083.60
Aug-15	Utility Pmt Cntr-281		(24,899.41)	(24,899.41)						0.00					0.00
	Aug '15 NSF's		(1,782.07)	(1,782.07)						(1,782.07)					(1,782.07)
	TOTALS	14,850	2,539,399.78	1,030,870.47	24,899.41	95,048.94	395,392.34	108,270.47	293,837.06	1,948,318.69	1,643.25	401,512.65	187,925.19	0.00	2,539,399.78

TOTAL # AR PAYMENTS 6,013 291 773 4,091 958 2,724 **14,850**

PERCENT OF TOTAL RECEIVED 40.49% 1.96% 5.21% 27.55% 6.45% 18.34% 100%

FY 2016 - Water Revenue

ACCOUNT#	DESCRIPTION	BUDGET	July '15	Aug '15	Sept '15	Year to Date	Percentage YTD
02-40010	Sales - Water	6,165,000	135,209	451,295		586,503	9.51%
02-40011	Sales - Construction Water	20,000	110	1,622		1,731	8.66%
02-40012	Sales - Imported Water (SGPWA)	250,000	22,872	15,360		38,233	15.29%
02-40013	Sales - Imported Water (MUNI)	850,000	2,347	63,800		66,147	7.78%
02-40014	Sales Disc.-Multi Units Usage Chrg.	(130,000)	(2,401)	(8,631)		(11,033)	8.49%
02-40015	Water Wholesale Revenue	70,000	4,146	4,862		9,008	12.87%
02-40016	Service Establishment Fee	3,000	525	575		1,100	36.67%
02-41000	Service Demand Charges	3,000,000	54,947	254,450		309,397	10.31%
02-41001	Fire Service Standby Fees	25,000	771	2,261		3,032	12.13%
02-41003	Construction Service Charge	14,000	127	1,212		1,339	9.56%
02-41005	Sales Disc-Multi Units Service Chrg.	(120,000)	(2,549)	(11,376)		(13,926)	11.60%
02-41010	Unauthorized Use of Water Charge	2,000	0	0		0	0.00%
02-41110	Meter/Lateral installation	35,000	7,875	7,550		15,425	44.07%
02-41112	Fire Flow Test Fees	3,500	225	300		525	15.00%
02-41113	Disconnect/Reconnect Fees	130,000	9,120	10,185		19,305	14.85%
02-41121	Penalty - Late Charges	150,000	7,218	13,064		20,282	13.52%
02-42123	Management & Accounting Fees	160,000	13,326	13,334		26,660	16.66%
02-41124	Bad Debt	(20,000)	0	0		0	0.00%
02-43010	Interest Earned	15,000	0	0		0	0.00%
02-43110	Property Tax - Unsecured	110,000	0	0		0	0.00%
02-43120	Property Tax - Secured	2,400,000	0	0		0	0.00%
02-43130	Tax Collection - Prior	15,000	0	0		0	0.00%
02-43140	Other Taxes	185,000	0	0		0	0.00%
02-49150	Revenue - Misc. Non-Operating	80,000	4,013	10,964		14,977	18.72%
	WATER OPERATING REVENUE	13,412,500	257,879	830,826	0	1,088,705	8.12%
	Grants	0				0	
02-89901	Facility Capacity Charges	0	283,038	172,099		455,137	
02-89902	Sustainability	0	19,373	42,935		62,308	
	TOTAL WATER REVENUE	13,412,500	560,290	1,045,860	0	1,606,150	

FY 2016 - Sewer Revenue

ACCOUNT#	DESCRIPTION	BUDGET	July '15	Aug '15	Sept '15	Year to Date	Percentage YTD
03-40016	Sales - Establish Service Fee	500	0	0	0	0	0.00%
03-41000	Sales - Sewer Charges	11,675,000	273,261	950,328		1,223,589	10.48%
03-41005	Sales Disc-Multi Units Service Chrg.	(200,000)	(5,440)	(18,294)		(23,734)	11.87%
03-41110	Meter/Lateral Installation	1,000	0	0		0	0.00%
03-41121	Penalty - Late Charges	150,000	8,583	10,376		18,959	12.64%
03-41124	Bad Debt	(20,000)	0	0		0	0.00%
03-42122	Revenue - Other Operating	2,000	360	105		465	23.25%
03-43010	Interest Earned	15,000	0	0		0	0.00%
03-43110	Property Tax - Unsecured	10,000	0	0		0	0.00%
03-43120	Property Tax - Secured	125,000	0	0		0	0.00%
03-43130	Tax Collection - Prior	10,000	0	0		0	0.00%
03-43140	Other Taxes	1,500	0	0		0	0.00%
03-49150	Misc. Non-Oper Revenue	50,000	0	1,875		1,875	3.75%
	SEWER OPERATING REVENUE	11,820,000	276,764	944,390	0	1,221,154	10.33%
	Grants	0				0	
03-89901	Facility Capacity Charges	0	172,641	184,377		357,018	
03-89903	Contrib Capital-Front Footage Fees	0	0	0		0	
03-89905	Contrib Capital-Infrastructure	0	0	0		0	
	TOTAL SEWER REVENUE	11,820,000	449,405	1,128,767	0	1,578,172	

FY 2016 - Recycled Revenue

ACCOUNT#	DESCRIPTION	BUDGET	July '15	Aug '15	Sept '15	Year to Date	Percentage YTD
04-40010	Sales - Recycled Water	450,000	19,891	42,017		61,908	13.76%
04-40011	Sales - Construction Water	10,000	104	347		451	4.51%
04-41000	Sales - Service Demand Chrg.	42,500	1,101	3,124		4,225	9.94%
04-41003	Const. Water Minimum Chrg.	5,000	21	214		235	4.69%
04-41110	Meter/Lateral installation	1,500	0	0		0	0.00%
04-41121	Penalty - Late Charges	500	15	10		25	4.97%
04-41122	Revenue - Other Operating	250	0	0		0	0.00%
04-43010	Interest Earned	8,000	0	0		0	0.00%
04-43110	Property Tax - Unsecured	1,000	0	0		0	0.00%
04-43120	Property Tax - Secured	15,000	0	0		0	0.00%
04-43130	Property Tax - Prior	1,000	0	0		0	0.00%
04-43140	Property Tax - Other	1,000	0	0		0	0.00%
04-49150	Misc. Non-Operating Revenue	1,500	0	0		0	0.00%
	RECYCLED OPERATING REVENUE	537,250	21,132	45,712	0	66,844	12.44%
	Grants	0				0	
04-89901	Facility Capacity Charges	0	0	0		0	
	TOTAL RECYCLED REVENUE	537,250	21,132	45,712	0	66,844	

FY 2016 - Water Expenses

ACCOUNT#	DESCRIPTION	BUDGET	July '15	Aug '15	Sept '15	Year to Date	Percentage YTD
02-5-01-50010	Labor-Water Resources	884,000	48,986	60,934		109,920	12.43%
02-5-01-50011	Labor Credit	0	0	0		0	
02-5-01-50013	Benefits-Fica	63,000	4,012	4,997		9,010	14.30%
02-5-01-50014	Benefits-Life Insurance	3,200	302	259		561	17.53%
02-5-01-50016	Benefits-Health/Defrd Comp	145,000	13,501	14,476		27,977	19.29%
02-5-01-50017	Benefits-Disability Insurance	11,000	785	851		1,635	14.87%
02-5-01-50019	Benefits-Workers Compensation	42,000	3,995	3,995		7,989	19.02%
02-5-01-50021	Benefits-PERS	47,000	2,542	3,831		6,374	13.56%
02-5-01-50022	Benefits-PERS-Employer	100,000	2,773	4,091		6,863	6.86%
02-5-01-50023	Benefits-Uniforms	3,500	298	166		464	13.25%
02-5-01-50024	Benefits-Vacation & Sick Pay	7,500	595	595		1,189	15.85%
02-5-01-50025	Benefits-Boot Allowance	2,000	200	0		200	10.00%
02-5-01-51003	R&M - Structures	275,000	5,095	4,996		10,091	3.67%
02-5-01-51011	R&M - CLA Valves	10,000	0	0		0	0.00%
02-5-01-51140	General Supplies & Expenses	2,000	77	81		158	7.89%
02-5-01-51210	Utilities - Power Purchases	1,650,000	92,179	137,843		230,022	13.94%
02-5-01-51211	Utilities - Electricity & Fuel	5,000	268	154		422	8.43%
02-5-01-51316	Imported Water Purchases	1,100,000	84,857	86,000		170,857	15.53%
02-5-01-54019	Licenses & Permits	25,000	0	2,062		2,062	8.25%
02-5-01-54110	Laboratory Services	75,000	0	2,508		2,508	3.34%
02-5-01-57040	YVRWFF Operating Expense	600,000	67,976	23,150		91,126	15.19%
	WATER RESOURCE TOTALS	5,050,200	328,439	350,989	0	679,428	13.45%
02-5-03-50010	Labor-Public Works	1,042,800	33,636	54,528		88,164	8.45%
02-5-03-50011	Labor Credit	0	0	(1,076)		(1,076)	
02-5-03-50013	Benefits-Fica	92,000	2,770	4,471		7,241	7.87%
02-5-03-50014	Benefits-Life Insurance	7,000	372	372		745	10.64%
02-5-03-50016	Benefits-Health/Defrd Comp	300,000	18,302	21,374		39,676	13.23%
02-5-03-50017	Benefits-Disability Insurance	16,500	694	872		1,567	9.49%
02-5-03-50019	Benefits-Workers Compensation	45,000	3,995	3,995		7,989	17.75%
02-5-03-50021	Benefits-PERS	73,000	2,557	3,761		6,318	8.66%
02-5-03-50022	Benefits-PERS-Employer	160,000	2,617	3,848		6,465	4.04%
02-5-03-50023	Benefits-Uniforms	6,000	364	166		530	8.83%
02-5-03-50024	Benefits-Vacation & Sick Pay	4,000	243	243		486	12.15%
02-5-03-50025	Benefits-Boot Allowance	3,500	0	173		173	4.95%
02-5-03-51001	R & M - Vehicles & Equipment	150,000	8,265	6,849		15,114	10.08%
02-5-03-51011	R&M - Valves	10,000	0	0		0	0.00%
02-5-03-51020	R&M - Pipelines	275,000	13,820	5,030		18,851	6.85%
02-5-03-51021	R&M - Service Lines	100,000	5,140	1,268		6,408	6.41%
02-5-03-51022	R&M - Fire Hydrants	25,000	990	0		990	3.96%
02-5-03-51030	R&M - Water Meters	75,000	4,853	15,423		20,276	27.03%
02-5-03-51092	Equipment Credits	0	0	(417)		(417)	
02-5-03-51140	General Supplies & Expenses	1,000	115	0		115	11.53%
	PUBLIC WORKS TOTALS	2,385,800	98,735	120,881	0	219,616	9.21%

FY 2016 - Water Expenses

ACCOUNT#	DESCRIPTION	BUDGET	July '15	Aug '15	Sept '15	Year to Date	Percentage YTD
02-5-06-50010	Labor-Administration	705,000	33,424	48,397		81,820	11.61%
02-5-06-50011	Labor Credit	0	0	2,252		2,252	
02-5-06-50012	Director Fees	19,000	0	1,474		1,474	7.76%
02-5-06-50013	Benefits-Fica	47,500	2,696	3,829		6,525	13.74%
02-5-06-50014	Benefits-Life Insurance	3,200	220	220		440	13.75%
02-5-06-50016	Benefits-HealthDefrd Comp	165,000	10,559	12,977		23,536	14.26%
02-5-06-50017	Benefits-Disability Insurance	7,500	467	580		1,047	13.96%
02-5-06-50019	Benefits-Workers Compensation	15,750	1,000	1,000		2,000	12.70%
02-5-06-50021	Benefits-PERS	40,286	2,269	3,337		5,607	13.92%
02-5-06-50022	Benefits PERS Employer	85,000	2,322	3,415		5,737	6.75%
02-5-06-50023	Uniforms	2,000	110	66		176	8.82%
02-5-06-50024	Benefits-Vacation & Sick Pay	10,000	843	1,184		2,027	20.27%
02-5-06-50025	Benefits-Boots	1,000	0	0		0	0.00%
02-5-06-51003	R&M - Structures	20,000	283	243		526	2.63%
02-5-06-51091	Expense Credits (overhead)	0	0	(236)		(236)	
02-5-06-51120	Safety Equipment/Supplies	25,000	218	0		218	0.87%
02-5-06-51125	Petroleum Products	125,000	4,642	5,469		10,110	8.09%
02-5-06-51130	Office Supplies & Expenses	30,000	2,366	2,922		5,288	17.63%
02-5-06-51140	General Supplies & Expenses	30,000	799	214		1,013	3.38%
02-5-06-51199	Disaster Incidences	0	0	0		0	
02-5-06-51211	Utilities - Electricity	28,000	2,282	39		2,321	8.29%
02-5-06-51213	Utilities - Natural Gas	3,000	28	0		28	0.94%
02-5-06-54002	Dues & Subscriptions	10,000	1,182	0		1,182	11.82%
02-5-06-54005	Computer Expenses	65,000	3,902	919		4,821	7.42%
02-5-06-54010	Postage	6,000	71	2,073		2,143	35.72%
02-5-06-54011	Printing & Publications	7,500	268	0		268	3.58%
02-5-06-54012	Education & Training	15,000	1,164	0		1,164	7.76%
02-5-06-54013	Utility Billing Expenses	180,000	12,045	6,373		18,418	10.23%
02-5-06-54014	Public Relations	9,000	25,371	8,457		33,828	375.86%
02-5-06-54016	Travel Related Expenses	10,000	207	167		375	3.75%
02-5-06-54017	Certifications & Renewals	6,000	140	0		140	2.33%
02-5-06-54020	Meeting Related Expenses	6,000	89	134		223	3.72%
02-5-06-54024	Utilities - Waste Disposal	2,750	177	0		177	6.43%
02-5-06-54025	Utilities - Telephone	42,000	3,453	0		3,453	8.22%
02-5-06-54104	Contractual Services	65,000	17,192	1,609		18,801	28.93%
02-5-06-54107	Legal	45,000	1,913	0		1,913	4.25%
02-5-06-54108	Audit & Accounting	16,000	0	0		0	0.00%
02-5-06-54109	Professional Fees	150,000	20,174	2,500		22,674	15.12%
02-5-06-55500	Depreciation Reserves	200,000	16,663	16,667		33,330	16.67%
	Infrastructure Replacement	1,265,000	105,416	105,416		210,833	16.67%
02-5-06-56001	Insurance	105,000	8,325	8,328		16,653	15.86%
02-5-06-57030	Regulatory Compliance	55,000	4	2,158		2,161	3.93%
02-5-06-57090	Election Related Expenses	0	0	0		0	0.00%
02-5-06-57096	Beaumont Basin - Watermaster	60,000	0	0		0	0.00%
02-5-06-57199	Suspense	0	0	(1)		(1)	
	ADMINISTRATION TOTALS	3,682,486	282,284	242,181	0	524,465	14.24%

FY 2016 - Water Expenses

ACCOUNT#	DESCRIPTION	BUDGET	July '15	Aug '15	Sept '15	Year to Date	Percentage YTD
02-5-40-57201	Debt Srv-Series 2015A Princ.(25009)	980,000	0	980,000		980,000	100.00%
02-5-40-57402	Interest-Long-Term Debt Bonds	1,314,014	0	673,457		673,457	51.25%
	40 - Debt	2,294,014	0	1,653,457	0	1,653,457	72.08%
02-5-40-57001	Asset Acq. - Water Resources	0	0	0	0	0	--
02-5-40-57003	Asset Acq. - Public works	0	0	0	0	0	--
02-5-40-57006	Asset Acq. - Administration	0	0	0	0	0	--
	40 - Capital Outlay	0	0	0	0	0	--
						3,076,966	
	TOTAL WATER EXPENSES	13,412,500	709,457	2,367,509	0	3,076,966	22.94%

FY 2016 - Sewer Expenses

ACCOUNT#	DESCRIPTION	BUDGET	July '15	Aug '15	Sept '15	Year to Date	Percentage YTD
03-5-02-50010	Labor-S Treatment	985,300	36,805	60,938		97,743	9.92%
03-5-02-50013	Benefits-Fica	75,000	2,994	4,961		7,955	10.61%
03-5-02-50014	Benefits-Life Insurance	5,000	356	277		633	12.65%
03-5-02-50016	Benefits-Health\Defrd Comp	200,000	14,455	16,255		30,710	15.35%
03-5-02-50017	Benefits-Disability Insurance	15,000	705	868		1,573	10.48%
03-5-02-50019	Benefits-Workers Compensation	45,000	3,995	3,995		7,989	17.75%
03-5-02-50021	Benefits-PERS	60,000	2,784	3,935		6,719	11.20%
03-5-02-50022	Benefits-PERS Employer	130,000	3,089	4,197		7,286	5.60%
03-5-02-50023	Benefits-Uniforms	4,500	479	229		708	15.73%
03-5-02-50024	Benefits-Vacation & Sick Pay	5,000	323	323		645	12.90%
03-5-02-50025	Benefits-Boot Allowance	2,400	200	200		400	16.67%
03-5-02-51003	R&M - Structures	225,000	10,736	14,862		25,598	11.38%
03-5-02-51010	R&M - Automation Control	65,000	0	3,298		3,298	5.07%
03-5-02-51106	Chemicals	490,000	30,010	8,281		38,291	7.81%
03-5-02-51111	Propane	5,000	0	2,357		2,357	47.14%
03-5-02-51115	Laboratory Supplies	30,000	2,776	0		2,776	9.25%
03-5-02-51140	General Supplies & Expenses	1,000	0	0		0	0.00%
03-5-02-51210	Utilities - Power Purchases	830,000	66,332	97,886		164,218	19.79%
03-5-02-54110	Laboratory Services	115,000	512	6,662		7,175	6.24%
03-5-02-57031	Sludge Disposal	300,000	22,069	0		22,069	7.36%
03-5-02-57034	Brine Operating Expenses	201,616	27	35		62	0.03%
	TREATMENT TOTALS	3,789,816	198,644	229,558	0	428,203	11.30%

FY 2016 Sewer Expenses

ACCOUNT#	DESCRIPTION	BUDGET	July '15	Aug '15	Sept '15	Year to Date	Percentage YTD
03-5-06-50010	Labor-Administration	660,000	29,938	44,911		74,848	11.34%
03-5-06-50012	Directors Fees	19,000	0	1,474		1,474	7.76%
03-5-06-50013	Benefits-Fica	43,000	2,399	3,532		5,931	13.79%
03-5-06-50014	Benefits-Life Insurance	3,600	217	217		433	12.03%
03-5-06-50016	Benefits-Health\Defrd Comp	145,000	9,454	11,924		21,378	14.74%
03-5-06-50017	Benefits-Disability Insurance	7,500	416	545		960	12.80%
03-5-06-50019	Benefits-Workers Compensation	27,500	1,000	1,000		2,000	7.27%
03-5-06-50021	Benefits-PERS	36,000	2,103	3,093		5,197	14.44%
03-5-06-50022	Benefits PERS Employer	75,000	2,152	3,165		5,318	7.09%
03-5-06-50023	Benefits-Uniforms	2,000	79	47		126	6.30%
03-5-06-50024	Benefits-Vacation & Sick Pay	10,000	843	1,184		2,027	20.27%
03-5-06-50025	Benefits-Boot Allowance	1,740	0	0		0	0.00%
03-5-06-51120	Safety Equipment/Supplies	10,000	1,577	0		1,577	15.77%
03-5-06-51125	Petroleum Products	22,500	1,111	1,000		2,111	9.38%
03-5-06-51130	Office Supplies	4,000	1,889	0		1,889	47.22%
03-5-06-51140	General Supplies & Expenses	17,500	313	362		675	3.86%
03-5-06-54002	Dues & Subscriptions	10,000	422	654		1,076	10.76%
03-5-06-54003	Management & Admin Services	160,000	13,326	13,334		26,660	16.66%
03-5-06-54005	Computer Expenses	95,000	6,052	338		6,391	6.73%
03-5-06-54011	Printing & Publications	1,500	235	0		235	15.66%
03-5-06-54012	Education & Training	7,000	158	285		443	6.32%
03-5-06-54014	Public Relations	7,500	467	0		467	6.23%
03-5-06-54016	Travel Related Expenses	5,000	174	770		944	18.88%
03-5-06-54017	Certifications & Renewals	5,000	136	195		331	6.62%
03-5-06-54019	Licenses & Permits	50,000	0	0		0	0.00%
03-5-06-54020	Meeting Related Expenses	5,000	91	34		125	2.50%
03-5-06-54024	Utilities - Waste Disposal	12,500	1,054	0		1,054	8.43%
03-5-06-54025	Utilities - Telephone	20,000	1,395	0		1,395	6.97%
03-5-06-54030	Drinking Water	1,000	65	109		174	17.40%
03-5-06-54104	Contractual Services	30,000	10,969	517		11,486	38.29%
03-5-06-54107	Legal	45,000	1,050	0		1,050	2.33%
03-5-06-54108	Audit & Accounting	16,000	0	0		0	0.00%
03-5-06-54109	Professional Fees	150,000	6,835	2,500		9,335	6.22%
03-5-06-55500	Depreciation Reserves	500,000	41,663	41,667		83,330	16.67%
03-5-06-56001	Infrastructure Replacement	800,000	66,667	66,670		133,337	16.67%
03-5-06-57030	Insurance	105,000	8,325	8,328		16,653	15.86%
	Regulatory Compliance	42,000	1,000	790		1,790	4.26%
	ADMINISTRATION TOTALS	3,151,840	213,573	208,645	0	422,219	13.40%

FY 2016 - Sewer Expenses

ACCOUNT#	DESCRIPTION	BUDGET	July '15	Aug '15	Sept '15	Year to Date	Percentage YTD
03-5-07-50010	Labor-Environmental Control	310,000	18,519	30,843		49,363	15.92%
03-5-07-50011	Labor Credit	0	0	(310)		(310)	
03-5-07-50013	Benefits-Fica	28,000	1,461	2,423		3,884	13.87%
03-5-07-50014	Benefits-Life Insurance	2,000	142	142		284	14.21%
03-5-07-50016	Benefits-Health\Defrd Comp	75,000	8,397	8,978		17,375	23.17%
03-5-07-50017	Benefits-Disability Insurance	4,500	308	423		732	16.26%
03-5-07-50019	Benefits-Workers Compensation	30,000	1,197	1,197		2,394	7.98%
03-5-07-50021	Benefits-PERS	20,000	1,210	1,780		2,990	14.95%
03-5-07-50022	Benefits-PERS Employer	45,000	1,239	1,821		3,060	6.80%
03-5-07-50023	Benefits-Uniforms	2,000	107	76		183	9.14%
03-5-07-50024	Benefits-Vacation & Sick Pay	2,000	140	154		295	14.74%
03-5-07-50025	Benefits-Boot Allowance	800	157	0		157	19.62%
03-5-07-51003	R&M - Structures	270,000	11,106	(2,126)		8,980	3.33%
03-5-07-51140	General Supplies & Expenses	1,000	0	0		0	0.00%
03-5-07-51241	Lift Station #1	85,000	4,725	6,614		11,339	13.34%
03-5-07-51242	Lift Station #2	15,000	960	115		1,076	7.17%
03-5-07-51243	Lift Station #3	5,000	203	0		203	4.06%
03-5-07-51244	Lift Station #4	20,000	6,265	0		6,265	31.33%
03-5-07-51248	Lift Station #8	3,000	39	0		39	1.29%
03-5-07-54109	Professional Fees	60,000	0	4,071		4,071	6.79%
03-5-07-54110	Laboratory Services	4,000	0	0		0	0.00%
	ENVIRONMENTAL CONTROL TOTAL	982,300	56,176	56,203	0	112,379	11.44%
03-5-40-57202	Debt Service - Principal - WRWRF	2,097,629	0	0		0	0.00%
03-5-40-57203	Debt Service - Principal - Birnline	401,939	0	0		0	0.00%
03-5-40-57204	Debt Service - Principal - WISE	125,600	0	0		0	0.00%
03-5-40-57205	Debt Service - Principal - R 10.3	36,663	0	0		0	0.00%
03-5-40-57206	Debt Service - Principal - Crow & B12-1	18,357	0	0		0	0.00%
03-5-40-57403	Debt Service - Interest	1,215,856	0	0		0	0.00%
	40 - Debt	3,896,044	0	0	0	0	0.00%
03-5-40-57002	Asset Acq. - Treatment	0	0	0		0	
03-5-40-57006	Asset Acq. - Administration	0	0	0		0	
03-5-40-57007	Asset Acq. - Environmental Control	0	0	0		0	
	40 - Capital Outlay	0	0	0	0	0	
	TOTAL SEWER EXPENSES	11,820,000	468,394	494,407	0	962,801	8.15%

FY 2016 - Recycled Expenses

ACCOUNT#	DESCRIPTION	BUDGET	July '15	Aug '15	Sept '15	Year to Date	Percentage YTD
04-5-06-50010	Labor-Recycled Water	226,630	15,010	15,240		30,250	13.35%
04-5-06-50012	Director Fees	2,500	0	0		0	0.00%
04-5-06-50013	Benefits-FICA	5,000	1,253	1,183		2,436	48.72%
04-5-06-50014	Benefits-Life Insurance	250	(2)	(2)		(0)	-0.12%
04-5-06-50016	Benefits-Health & Def Comp	15,000	2,084	2,136		4,220	28.13%
04-5-06-50017	Benefits-Disability Insurance	500	137	136		273	54.59%
04-5-06-50019	Benefits-Workers Compensation	3,000	197	197		394	13.12%
04-5-06-50021	Benefits-PERS Employee	2,200	83	122		205	9.32%
04-5-06-50022	Benefits-PERS Employer	5,000	85	125		210	4.20%
04-5-06-50023	Benefits-Uniforms	200	30	47		77	38.40%
04-5-06-50024	Benefits-Vacation & Sick Pay	500	27	27		54	10.81%
04-5-06-50025	Benefits-Boots	250	0	0		0	0.00%
04-5-06-51003	R & M-Structures	50,000	2,781	0		2,781	5.56%
04-5-06-51020	R & M-Pipelines	7,500	0	0		0	0.00%
04-5-06-51021	R & M-Service Lines	15,000	17	36		53	0.35%
04-5-06-51022	R & M-Fire Hydrants	5,000	0	0		0	0.00%
04-5-06-51030	R & M-Meters	1,500	0	0		0	0.00%
04-5-06-51140	General Supplies & Expenses	250	58	0		58	23.00%
04-5-06-51210	Utilities-Power Purchases	77,720	10	288		298	0.38%
04-5-06-54002	Dues & Subscriptions	4,000	40	0		40	1.00%
04-5-06-54005	Computer Expense	5,000	165	53		218	4.36%
04-5-06-54011	Printing & Publications	1,000	33	0		33	3.35%
04-5-06-54012	Education & Training	3,500	35	0		35	1.00%
04-5-06-54014	Public Relations	3,500	104	0		104	2.97%
04-5-06-54016	Travel Related Expenses	2,000	0	0		0	0.00%
04-5-06-54017	Certifications & Renewals	250	0	0		0	0.00%
04-5-06-54019	Licenses & Permits	2,500	0	0		0	0.00%
04-5-06-54020	Meeting Related Expenses	250	0	0		0	0.00%
04-5-06-54025	Telephone	750	139	0		139	18.59%
04-5-06-54010	Contractual Services	1,500	2,025	0		2,025	134.99%
04-5-06-54107	Legal	1,000	225	0		225	22.50%
04-5-06-54109	Professional Fees	25,000	2,395	0		2,395	9.58%
04-5-06-54110	Laboratory Services	1,000	0	0		0	0.00%
04-5-06-55500	Depreciation	8,000	630	670		1,300	16.25%
	Infrastructure Replacement	25,000	2,083	2,083		4,166	16.67%
04-5-06-57030	Regulatory Compliance	25,000	19	0		19	0.08%
04-5-06-57040	Environmental Compliance	10,000	0	0		0	0.00%
	TOTAL RECYCLED EXPENSES	537,250	29,662	22,341	0	52,003	9.68%



Date: September 16, 2015

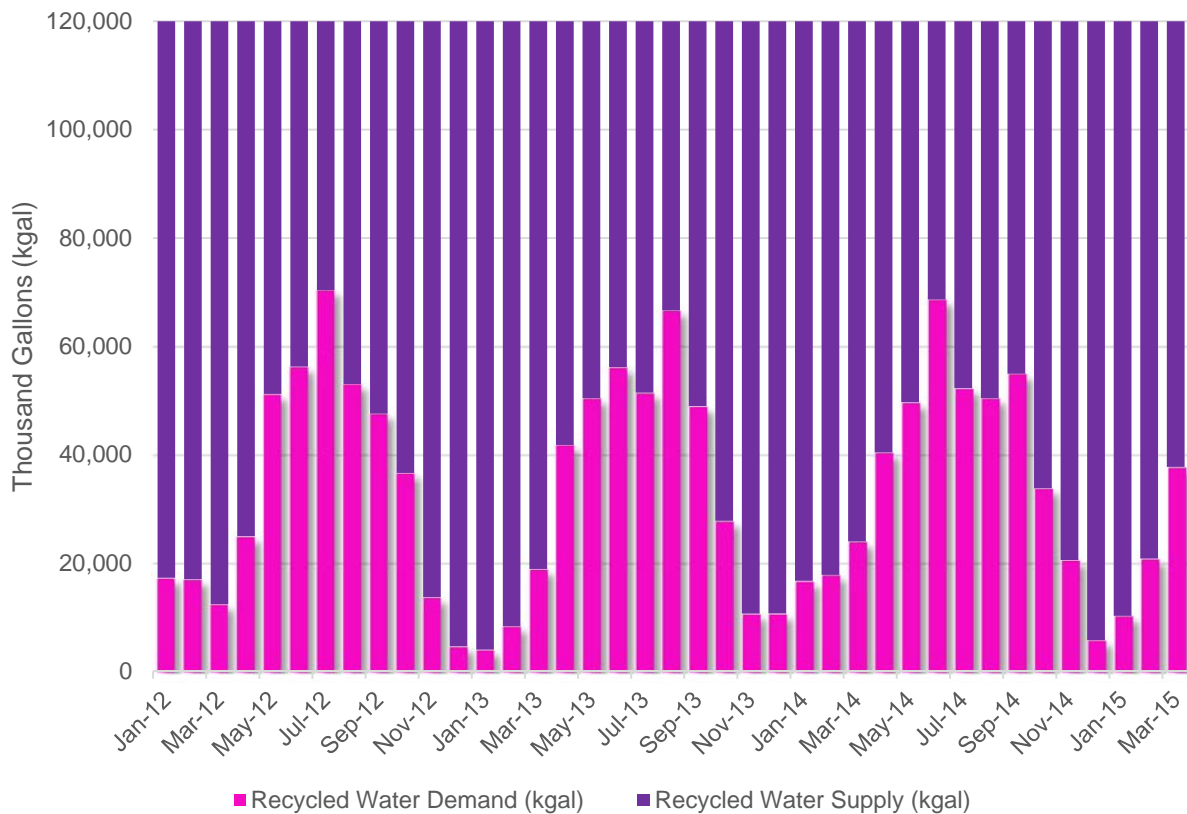
Prepared By: Brent Anton, Engineering Manager

Subject: Award of a Contract for the Construction of Various Recycled Water Pipelines and Service Connections - Yucaipa

Recommendation: That the Board awards a construction contract to Weka, Inc. for a sum not to exceed \$411,536.

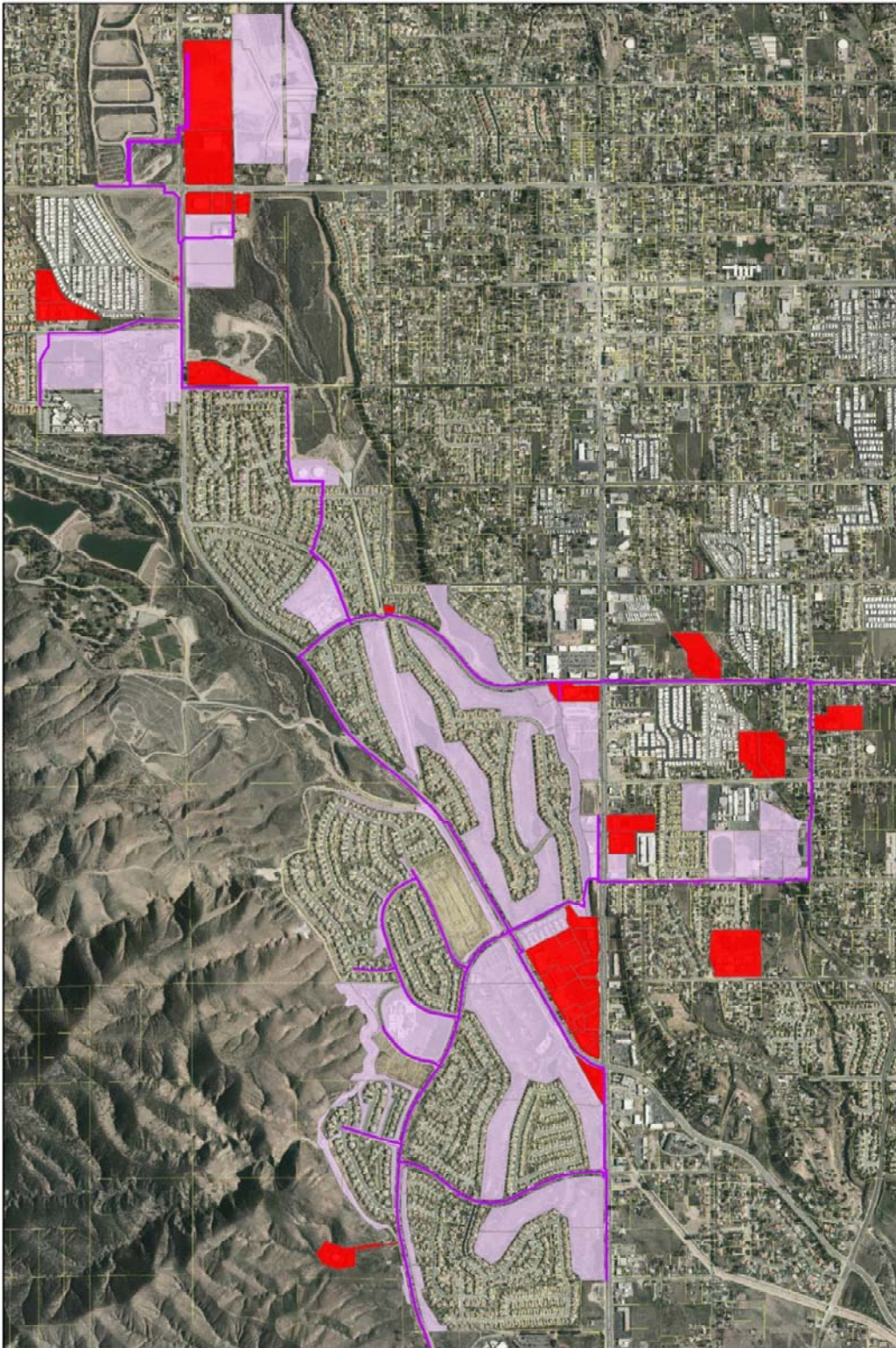
Over the past decade, the Yucaipa Valley Water District has been expanding the recycled water system to reduce the amount of potable water used by our community for irrigation purposes. Currently the District uses only a portion of the total recycled water available to be used by our community.

Monthly Recycled Water Supply and Demand



The District staff is working closely with property owners to facilitate new service connections to the existing recycled water system. The following map shows some of the targeted customers in

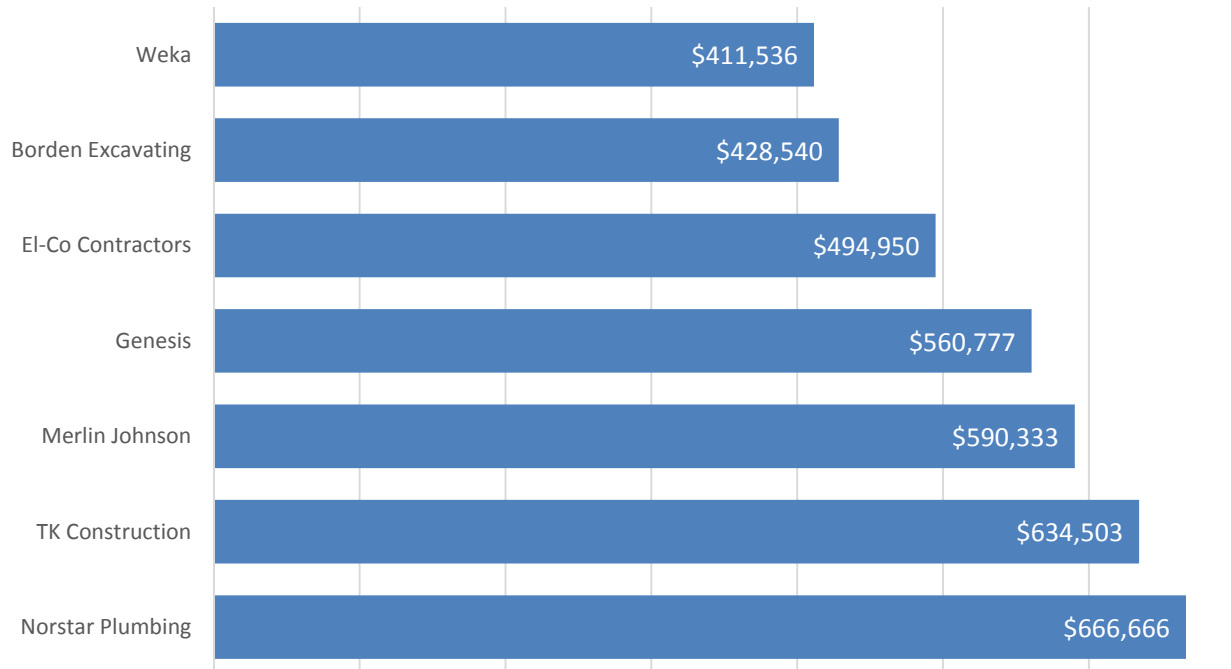
the Yucaipa portion of our service area. The red parcels indicate properties planning for a new or expanded recycled water connection. The pink parcels are already connected to the recycled water system.



On June 17, 2015, the Board of Directors authorized the District staff to solicit bids for the construction of new recycled water pipelines and service connections to the existing recycled water system [Director Memorandum No. 15-057].

On September 3, 2015, the District staff opened bids for the project. The bid results are provided below. The Engineer’s estimate for the project was \$410,000.

Preliminary Bid Results



The bid submittals have been reviewed by Krieger & Stewart with a recommendation of award in the attached letter.

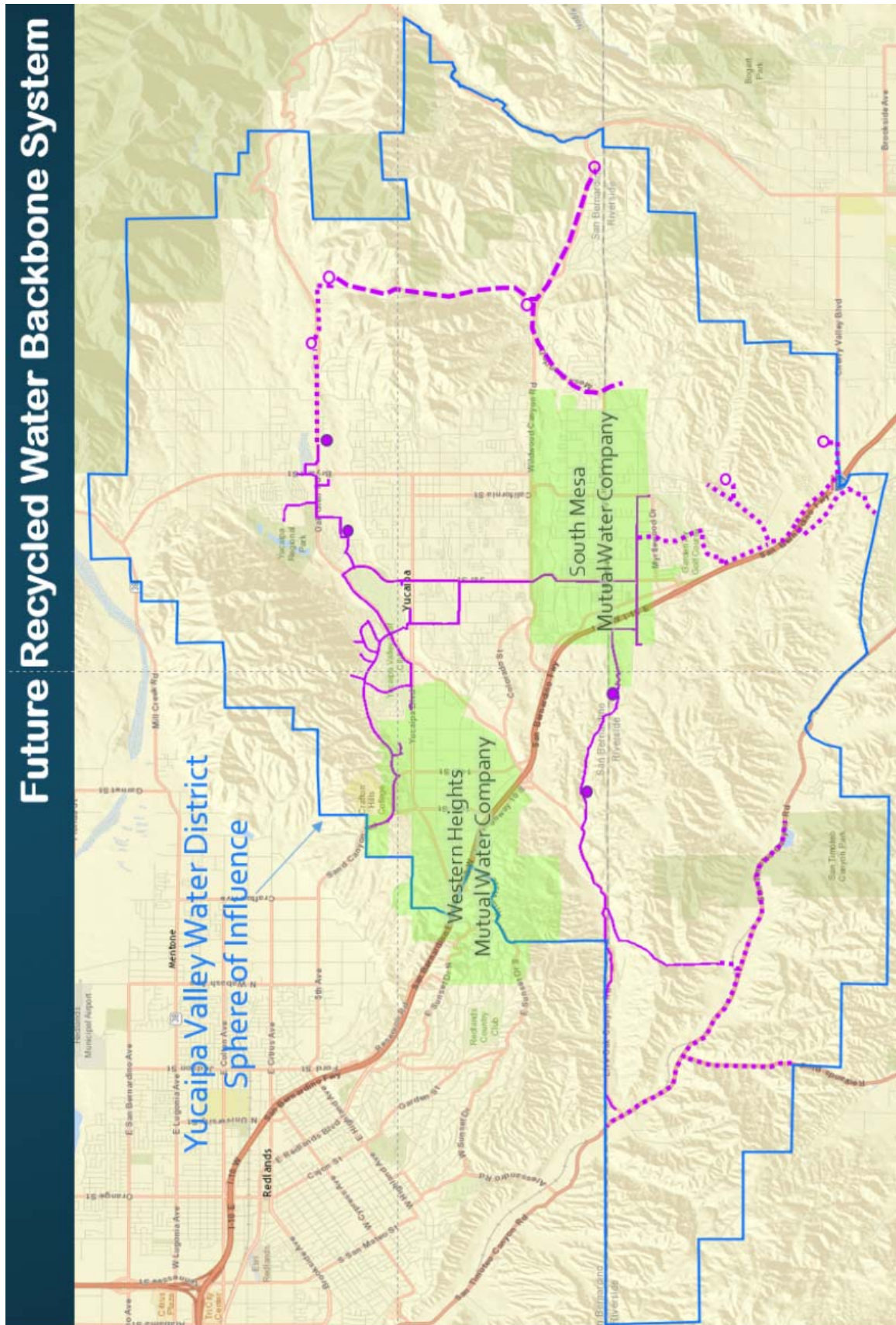
This project is categorically exempt from environmental review in accordance with the California Environmental Quality Act Guidelines Section 15301(c).

Financial Considerations:

Funding for this project will be from recycled water depreciation reserves.

Additional Information

In addition to new recycled water service connections, the District staff is working on a long-term plan to significantly expand the recycled water system as shown on the following map. Milestones and future decisions related to the expansion of the recycled water system will be provided in subsequent updates and memorandums.





September 4, 2015

818-93.5 F/C

Brent Anton, Engineering Manager
 Yucaipa Valley Water District
 12770 Second Street
 Yucaipa, CA 92399

Subject: Miscellaneous Recycled Pipelines
 Bid Results and Award Recommendation

Dear Mr. Anton:

On September 3, 2015, the Yucaipa Valley Water District (District) received seven bids for subject project; the results and engineer's estimate are as follows (a breakdown by bid item is shown in the attached Bid Results table):

<u>Contractor</u>	<u>Bid Amount</u>
Weka, Inc.	\$411,536.00
Borden Excavating, Inc.	\$428,540.00
El-Co Contractors, Inc.	\$494,950.00
Hemet Mfg. dba: Genesis Construction	\$560,777.00
Merlin Johnson Construction, Inc.	\$590,333.00
Kirtley Construction, Inc., dba: TK Construction	\$634,503.00
Norstar Plumbing and Engineering, Inc.	\$666.666.00

The low bidder is Weka, Inc. in the amount of \$411,536.00. The bid documents submitted by Weka, Inc. are in order.

Since construction of the Miscellaneous Recycled Pipelines are necessary to convert customers from the potable water system to the recycled water system to meet State mandates, and since Weka, Inc. is an experienced, capable contractor with a current Class A Contractor's License (No. 670100), we recommend award of subject work to Weka, Inc. in the amount of \$411,536.00.

If you have any questions, please call.

Sincerely,

KRIEGER & STEWART

Patrick M. Watson
 Patrick M. Watson

PMW/lge
 818-93-RECAWARD

Attachment: Bid Results



YUCAIPA VALLEY WATER DISTRICT
MISCELLANEOUS RECYCLED PIPELINES
BID SUMMARY SHEET
BID OPENING: SEPTEMBER 3, 2015 AT 2:00 PM

JOB NO. 816-96.5 (B)

ITEM	DESCRIPTION	QTY	UNIT	NEKA, INC.		BORDEN EXCAVATING, INC.		EL-GO CONTRACTORS, INC.		HEMET REG. CO. DBA GENESIS CONSTRUCTION		MELVIN JOHNSON CONSTRUCTION, INC.		KIRKLEY CONSTRUCTION, INC. DBA KIC CONSTRUCTION		NORSTAR PLUMBING AND ENGINEERING, INC.	
				UNIT PRICE	TOTAL	UNIT PRICE	TOTAL	UNIT PRICE	TOTAL	UNIT PRICE	TOTAL	UNIT PRICE	TOTAL	UNIT PRICE	TOTAL	UNIT PRICE	TOTAL
101	Concrete bonds, insurance and permits not to exceed 3% of bid inspection.	1	L.S.	\$12,000.00	\$12,000.00	\$12,500.00	\$12,500.00	\$15,000.00	\$15,000.00	\$16,000.00	\$16,000.00	\$17,150.00	\$17,150.00	\$18,000.00	\$18,000.00	\$15,000.00	\$15,000.00
102	\$2,000 allowance for City permits and labor (not to exceed 3% of bid)	1	L.S.	\$5,000.00	\$5,000.00	\$5,000.00	\$5,000.00	\$5,000.00	\$5,000.00	\$5,000.00	\$5,000.00	\$5,000.00	\$5,000.00	\$5,000.00	\$5,000.00	\$5,000.00	\$5,000.00
103	Mobilization of equipment, materials, and labor (not to exceed 3% of bid)	1	L.S.	\$12,000.00	\$12,000.00	\$12,500.00	\$12,500.00	\$15,000.00	\$15,000.00	\$16,000.00	\$16,000.00	\$17,150.00	\$17,150.00	\$18,000.00	\$18,000.00	\$15,000.00	\$15,000.00
104	Shore required line item for Stations 6706 and 6707, excavation safety measures.	1	L.S.	\$2,051.00	\$2,051.00	\$2,000.00	\$2,000.00	\$4,800.00	\$4,800.00	\$5,000.00	\$5,000.00	\$1,000.00	\$1,000.00	\$4,300.00	\$4,300.00	\$10,000.00	\$10,000.00
105	Shoring required including traffic control signs, cones, arrowboards, and flagmen in accordance with City of Yucaipa permit.	1	L.S.	\$5,000.00	\$5,000.00	\$2,000.00	\$2,000.00	\$10,000.00	\$10,000.00	\$30,000.00	\$30,000.00	\$3,000.00	\$3,000.00	\$13,000.00	\$13,000.00	\$12,000.00	\$12,000.00
Palm Drive																	
106	Furnish and install 6" recycled cement mortar lined ductile iron pipe. Cases 350, polyethylene encased including expor of native material, import of basalt rubble, excavation material (to 20+12.5+3).	23	L.F.	\$750.00	\$17,250.00	\$2,675.00	\$61,475.00	\$130.00	\$2,990.00	\$200.00	\$4,600.00	\$143.00	\$3,389.00	\$194.00	\$4,462.00	\$100.00	\$2,300.00
107	Furnish and install 4" recycled cement mortar lined ductile iron pipe. Cases 350, polyethylene encased including expor of native material, import of basalt rubble, excavation material (to 19+99.00).	960	L.F.	\$70.00	\$69,300.00	\$75.00	\$74,250.00	\$87.00	\$86,380.00	\$75.00	\$74,250.00	\$85.00	\$84,150.00	\$75.00	\$74,250.00	\$62.00	\$61,380.00
108	Furnish and install 6" fire hydrant per YVWD Standard Drawing W-18, 19-18(a), Purple (Palm Drive, Station 19+99.00)	1	EA	\$7,275.00	\$7,275.00	\$10,500.00	\$10,500.00	\$8,300.00	\$8,300.00	\$4,000.00	\$4,000.00	\$5,655.00	\$5,655.00	\$8,700.00	\$8,700.00	\$10,000.00	\$10,000.00
109	Furnish and install 4" recycled blowoff per YVWD Standard Drawing R-19 (Palm Drive, Station 10+00.00).	1	EA	\$4,100.00	\$4,100.00	\$6,000.00	\$6,000.00	\$4,600.00	\$4,600.00	\$3,500.00	\$3,500.00	\$3,325.00	\$3,325.00	\$4,000.00	\$4,000.00	\$5,000.00	\$5,000.00
110	Furnish and install 2" recycled water service per YVWD Standard Drawing W-18, 19-18(a), Purple (to 10+00.00, approximate length 100).	1	EA	\$2,500.00	\$2,500.00	\$5,200.00	\$5,200.00	\$3,000.00	\$3,000.00	\$5,000.00	\$5,000.00	\$2,500.00	\$2,500.00	\$3,500.00	\$3,500.00	\$4,000.00	\$4,000.00
111	Connection to existing recycled water system per Detail 1, Sheet 4.	1	L.S.	\$4,100.00	\$4,100.00	\$4,500.00	\$4,500.00	\$5,600.00	\$5,600.00	\$4,000.00	\$4,000.00	\$5,000.00	\$5,000.00	\$6,700.00	\$6,700.00	\$5,000.00	\$5,000.00



YUCAIPA VALLEY WATER DISTRICT
MISCELLANEOUS RECYCLED PIPELINES
BID SUMMARY SHEET
JOB NO. 818-88.5 (B)
BID OPENING: SEPTEMBER 3, 2015 AT 2:00 PM

ITEM NO.	DESCRIPTION	QTY	UNIT	WEKA, INC.		BORDEN EXCAVATING, INC.		HEMET MFG. CO. DBA GENESIS CONSTRUCTION, INC.		MELVIN JOHNSON CONSTRUCTION, INC.		KIRLEY CONSTRUCTION, INC. DBA TK CONSTRUCTION		NORSTAR PLUMBING AND ENGINEERS, INC.			
				UNIT PRICE	TOTAL	UNIT PRICE	TOTAL	UNIT PRICE	TOTAL	UNIT PRICE	TOTAL	UNIT PRICE	TOTAL	UNIT PRICE	TOTAL	UNIT PRICE	TOTAL
6th Street																	
112	Furnish and install 8" recycled cement mortar lined ductile iron pipe, Class 350, polyethylene encased, including export of native material, import of backfill material, compaction and bedding (6th Street, Stations 20+00.01 to 25+95.53).	665	L.F.	\$86.00	\$57,180.00	\$100.00	\$66,500.00	\$70.00	\$45,550.00	\$86.00	\$56,526.00	\$117.00	\$77,505.00	\$88.00	\$58,420.00	\$72.00	\$47,880.00
113	Furnish and install 6" recycled cement mortar lined ductile iron pipe, Class 350, polyethylene encased, including export of native material, import of backfill material, compaction and bedding (6th Street, Stations 26+00.01 to 26+65.51).	1	EA	\$7,800.00	\$7,800.00	\$10,550.00	\$10,550.00	\$5,300.00	\$5,300.00	\$5,000.00	\$5,000.00	\$8,616.00	\$8,616.00	\$15,000.00	\$15,000.00	\$10,000.00	\$10,000.00
114	Furnish and install 2" recycled water service per YVWD Standard Drawing R-7 (6th Street, Stations 23+32.2 and 26+53.1, approximate length 15' each).	2	EA	\$2,500.00	\$5,000.00	\$4,200.00	\$8,400.00	\$3,000.00	\$6,000.00	\$5,000.00	\$10,000.00	\$3,911.00	\$7,822.00	\$5,000.00	\$10,000.00	\$4,000.00	\$8,000.00
115	Furnish and install 1" recycled air valve per YVWD Standard Drawing R-15 (6th Street, Station 25+65.5).	1	EA	\$2,800.00	\$2,800.00	\$3,000.00	\$3,000.00	\$2,400.00	\$2,400.00	\$2,800.00	\$2,800.00	\$3,800.00	\$3,800.00	\$4,900.00	\$4,900.00	\$6,000.00	\$6,000.00
116	Furnish and install concrete encasement of 8" ductile iron pipe per Detail Sheet 3 (6th Street, Stations 24+00 to 25+95.53).	90	L.F.	\$57.00	\$5,130.00	\$20.00	\$1,800.00	\$35.00	\$3,150.00	\$40.00	\$3,600.00	\$50.00	\$4,500.00	\$112.00	\$10,080.00	\$25.00	\$2,250.00
117	Connection to existing recycled water system per Detail 1, Sheet 4.	1	L.S.	\$3,800.00	\$3,800.00	\$4,200.00	\$4,200.00	\$5,000.00	\$5,000.00	\$4,000.00	\$4,000.00	\$5,500.00	\$5,500.00	\$4,700.00	\$4,700.00	\$7,000.00	\$7,000.00
Vons Shopping Center																	
118	Furnish and install 4" recycled cement mortar lined ductile iron pipe, Class 350, polyethylene encased, including export of native material, import of backfill material, compaction and bedding (Vons Shopping Center, Stations 30+00.01 to 34+72.51).	413	L.F.	\$80.00	\$33,040.00	\$75.00	\$30,975.00	\$80.00	\$33,040.00	\$85.00	\$35,025.00	\$110.00	\$45,480.00	\$147.00	\$60,711.00	\$58.00	\$23,854.00
119	Furnish and install 4" recycled cement mortar lined ductile iron pipe, Class 350, polyethylene encased, including export of native material, import of backfill material, compaction and bedding (Vons Shopping Center, Station 30+00.01).	1	EA	\$4,100.00	\$4,100.00	\$6,000.00	\$6,000.00	\$4,500.00	\$4,500.00	\$4,500.00	\$4,500.00	\$4,500.00	\$4,500.00	\$8,900.00	\$8,900.00	\$5,000.00	\$5,000.00
120	Furnish and install 1" recycled air valve per YVWD Standard Drawing R-15 (Vons Shopping Center, Station 34+01.50).	1	EA	\$2,600.00	\$2,600.00	\$3,000.00	\$3,000.00	\$2,800.00	\$2,800.00	\$2,800.00	\$2,800.00	\$3,400.00	\$3,400.00	\$3,800.00	\$3,800.00	\$5,000.00	\$5,000.00
121	Furnish and install 4" gate valve per YVWD Standard Drawing W-20.	1	EA	\$1,900.00	\$1,900.00	\$1,200.00	\$1,200.00	\$1,980.00	\$1,980.00	\$6,000.00	\$6,000.00	\$1,325.00	\$1,325.00	\$2,700.00	\$2,700.00	\$2,200.00	\$2,200.00
122	Furnish and install 2" recycled water service per YVWD Standard Drawing R-7 (Vons Shopping Center, Station 30+12.2, approximate length 10' L.F.).	1	EA	\$2,400.00	\$2,400.00	\$5,000.00	\$5,000.00	\$3,000.00	\$3,000.00	\$5,000.00	\$5,000.00	\$3,011.00	\$3,011.00	\$2,900.00	\$2,900.00	\$5,000.00	\$5,000.00
123	Connection to existing recycled water system per Detail 3, Sheet 4.	1	L.S.	\$3,900.00	\$3,900.00	\$5,000.00	\$5,000.00	\$3,800.00	\$3,800.00	\$4,000.00	\$4,000.00	\$5,000.00	\$5,000.00	\$4,200.00	\$4,200.00	\$15,000.00	\$15,000.00



YUCAIPA VALLEY WATER DISTRICT
MISCELLANEOUS RECYCLED PIPELINES
BID SUMMARY SHEET
BID OPENING: SEPTEMBER 3, 2015 AT 2:00 PM

JOB NO. 818-68.5 (B)

ITEM NO.	DESCRIPTION	QTY	WEKA, INC.		BORDEN EXCAVATING, INC.	ELC/D CONTRACTORS, INC.		HEMET MFG. CO. DBA GENESIS CONSTRUCTION		MERLIN JOHNSON CONSTRUCTION, INC.		KIRTLY CONSTRUCTION, INC.		NORSTAR PLUMBING AND ENGINEERING, INC.		
			UNIT PRICE	TOTAL		UNIT PRICE	TOTAL	UNIT PRICE	TOTAL	UNIT PRICE	TOTAL	UNIT PRICE	TOTAL	UNIT PRICE	TOTAL	UNIT PRICE
Miscellaneous Services																
124	Furnish and install 2" recycled water service per YVWD Standard Drawing R-7 (7th Sheet at Sunshale Nurseries, Christ, approximate length 35 L.F.)	1 EA	\$3,800.00	\$3,800.00	\$7,500.00	\$7,500.00	\$4,000.00	\$4,000.00	\$5,000.00	\$5,000.00	\$4,500.00	\$4,500.00	\$8,000.00	\$8,000.00	\$18,000.00	\$18,000.00
125	Furnish and install 2" recycled water service per YVWD Standard Drawing R-7 (7th Sheet at Sunshale Nurseries, approximate length 35 L.F.)	1 EA	\$3,800.00	\$3,800.00	\$7,500.00	\$7,500.00	\$4,000.00	\$4,000.00	\$5,000.00	\$5,000.00	\$4,500.00	\$4,500.00	\$7,400.00	\$7,400.00	\$18,000.00	\$18,000.00
126	Furnish and install 2" recycled water service per YVWD Standard Drawing R-7 (Chapman Heights Road in Reservoir 11, approximate length 25 L.F.)	1 EA	\$4,200.00	\$4,200.00	\$7,500.00	\$7,500.00	\$6,000.00	\$6,000.00	\$5,000.00	\$5,000.00	\$4,500.00	\$4,500.00	\$11,200.00	\$11,200.00	\$18,000.00	\$18,000.00
127	Furnish and install 2" recycled water service per YVWD Standard Drawing R-7 (YVWD Reservoir R-11, take from recycled water meter to existing irrigation service meter, including all fittings, grubbing and surface restoration).	740 L.F.	\$18.50	\$12,210.00	\$21.00	\$15,540.00	\$25.00	\$18,500.00	\$12.00	\$8,880.00	\$48.00	\$36,480.00	\$32.00	\$23,680.00	\$55.00	\$25,800.00
128	Furnish and install 2" recycled water service per YVWD Standard Drawing R-7 (Oak Glen Road at Bank of America and El Pollo Loco, approximate length 35 L.F.)	1 EA	\$3,750.00	\$3,750.00	\$7,500.00	\$7,500.00	\$5,000.00	\$5,000.00	\$5,000.00	\$5,000.00	\$5,500.00	\$5,500.00	\$9,000.00	\$9,000.00	\$18,000.00	\$18,000.00
129	Furnish and install 2" recycled water service per YVWD Standard Drawing R-7 (Oak Glen Road at St. Albans Episcopal Church, approximate length 25 L.F.)	1 EA	\$3,700.00	\$3,700.00	\$7,500.00	\$7,500.00	\$5,000.00	\$5,000.00	\$7,000.00	\$7,000.00	\$5,500.00	\$5,500.00	\$9,000.00	\$9,000.00	\$18,000.00	\$18,000.00
130	Furnish and install 2" recycled water service per YVWD Standard Drawing R-7 (Oak Glen Road at Pile Act, approximate length 50 L.F.)	1 EA	\$4,200.00	\$4,200.00	\$7,500.00	\$7,500.00	\$5,000.00	\$5,000.00	\$5,000.00	\$5,000.00	\$5,500.00	\$5,500.00	\$13,300.00	\$13,300.00	\$18,000.00	\$18,000.00
131	Furnish and install 2" recycled water service per YVWD Standard Drawing R-7 (Oak Glen Road at Sunshale Nurseries, approximate length 30 L.F.)	1 EA	\$3,700.00	\$3,700.00	\$7,500.00	\$7,500.00	\$11,000.00	\$11,000.00	\$5,000.00	\$5,000.00	\$5,500.00	\$5,500.00	\$14,900.00	\$14,900.00	\$18,000.00	\$18,000.00
132	Furnish and install 2" recycled water service per YVWD Standard Drawing R-7 (5th Street at Pileza Chile, approximate length 55 L.F.)	1 EA	\$4,400.00	\$4,400.00	\$7,500.00	\$7,500.00	\$12,000.00	\$12,000.00	\$5,000.00	\$5,000.00	\$5,500.00	\$5,500.00	\$16,800.00	\$16,800.00	\$18,000.00	\$18,000.00

File 818-93.46x (8/26/2015)

Page 3 of 4

YUCAIPA VALLEY WATER DISTRICT
 MISCELLANEOUS RECYCLED PIPELINES
 BID SUMMARY SHEET
 BID OPENING: SEPTEMBER 3, 2015 AT 2:00 PM

JOB NO. 81B-53.5 (B)

ITEM NO.	DESCRIPTION	QTY	UNIT	WEKA, INC.		BORDEN EXCAVATING, INC.		HELVET MFG. CO., DBA GENESIS CONSTRUCTION		MERLIN JOHNSON CONSTRUCTION, INC.		KIRTLEY CONSTRUCTION, INC. DBA TK CONSTRUCTION		NORSTAR PLUMBING AND ENGINEERING, INC.	
				UNIT PRICE	TOTAL	UNIT PRICE	TOTAL	UNIT PRICE	TOTAL	UNIT PRICE	TOTAL	UNIT PRICE	TOTAL	UNIT PRICE	TOTAL
Paving - All Areas															
133	Sawcut, remove, and dispose of existing AC paving and base, as required for trenching.	2,500	L.F.	\$1.00	\$2,500.00	\$5.00	\$12,500.00	\$11.00	\$27,500.00	\$9.00	\$22,500.00	\$3.15	\$7,875.00	\$5.00	\$12,500.00
134	Furnish and install AC Pavement over median and branch trenches per City of Yucaipa Standard Drawing 106-B3.	2,500	L.F.	\$9.20	\$22,500.00	\$26.00	\$65,000.00	\$30.00	\$75,000.00	\$27.00	\$67,500.00	\$24.25	\$60,625.00	\$30.00	\$75,000.00
135	Furnish and install 0.125" AC pavement cap over mainline and branch trenches per City of Yucaipa Standard Drawing 106-B5 (including header grind).	13,000	S.F.	\$3.50	\$46,500.00	\$3.25	\$42,250.00	\$2.00	\$26,000.00	\$5.00	\$65,000.00	\$4.25	\$55,250.00	\$4.50	\$58,500.00
136	Furnish and install sand slurry seal on Palm Drive.	30,000	S.F.	\$0.40	\$12,000.00	\$0.40	\$12,000.00	\$0.50	\$15,000.00	\$0.60	\$18,000.00	\$0.46	\$14,000.00	\$1.00	\$30,000.00
137	Remove cracked paving or fixators adjacent to street pavement; repair as directed by District or City and pave per City of Yucaipa Standard Drawing 105-B5.	500	S.F.	\$5.00	\$2,500.00	\$15.00	\$7,500.00	\$5.00	\$2,500.00	\$25.00	\$12,500.00	\$5.00	\$2,500.00	\$7.00	\$3,500.00
138	All other items of work not included in the above bid items required for a complete and functional project in compliance with the Contract Documents.	1	L.S.	\$6,900.00	\$6,900.00	\$5,000.00	\$5,000.00	\$29,187.00	\$29,187.00	\$1.00	\$1.00	\$25,000.00	\$25,000.00	\$33,000.00	\$33,000.00
139	Owner-directed field orders preauthorized by District.	1	L.S.	Set Amount	\$20,000.00	Set Amount	\$20,000.00	Set Amount	\$20,000.00	Set Amount	\$20,000.00	Set Amount	\$20,000.00	Set Amount	\$20,000.00
Subtotal					\$428,540.00		\$494,950.00		\$569,777.00		\$590,333.00		\$634,503.00		\$695,754.00
Last Minute Adjustment					\$0.00		\$0.00		\$0.00		\$0.00		\$0.00		(\$25,085.00)
Total					\$428,540.00		\$494,950.00		\$569,777.00		\$590,333.00		\$634,503.00		\$666,666.00



Director Memorandum 15-085

Date: September 16, 2015

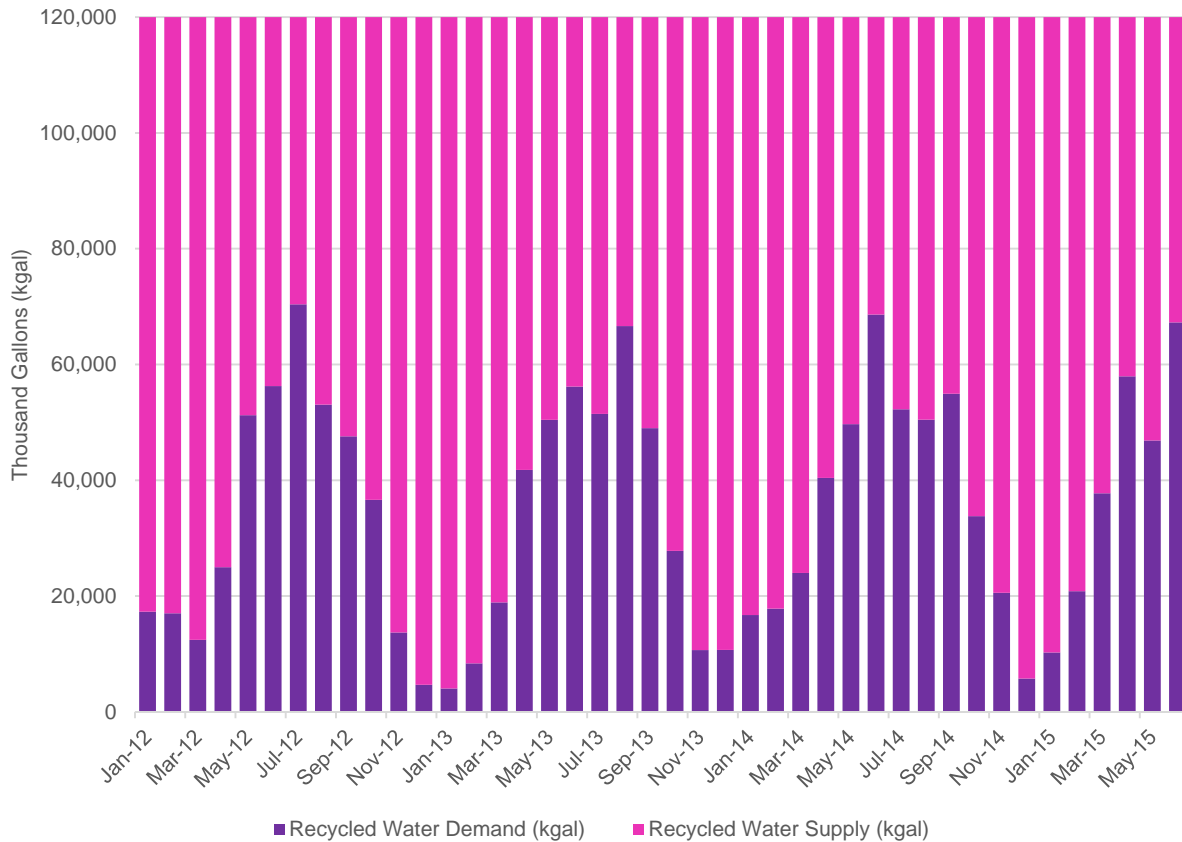
Prepared By: Joseph Zoba, General Manager

Subject: Consideration of Resolutions Supporting the Financial Assistance Application with the State Water Resources Control Board for the Construction of the Calimesa Recycled Water Conveyance Pipeline

Recommendation: That the Board adopts: Resolution No. 2015-16 - Reimbursement Resolution; Resolution No. 2015-17 - Authorizing Resolution; and Resolution No. 2015-18 Pledged Revenues and Fund Resolution.

The Yucaipa Valley Water District continues to expand our recycled water system to reduce the amount of drinking water used by our community for irrigation purposes. Currently the District uses only a portion of the total recycled water available to be used by our community.

Recycled Water Supply and Demand

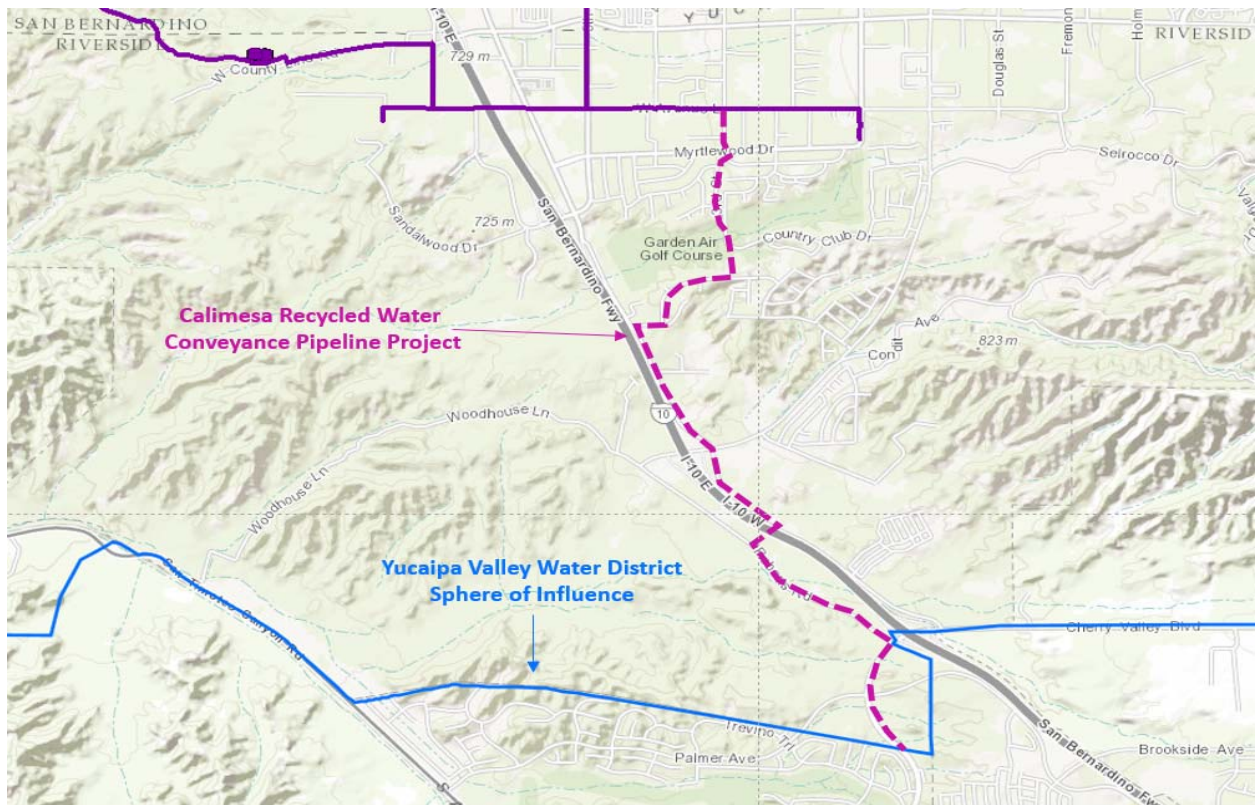


While areas throughout the State are wrestling with the implementation of various drought solutions, the Yucaipa Valley Water District has recycled water infrastructure systems in place that will allow us to facilitate the construction of a new recycled water conveyance pipeline that can reduce the demands on regional water resources by about 2,000 acre feet per year. The new recycled water pipeline would interconnect the Yucaipa Valley Water District's recycled water system with the Beaumont Cherry Valley Water District's recycled water system.

With the construction of a recycled water interconnection pipeline, the two water agencies will be able to share recycled water resources. Initially, recycled water that is surplus to the needs of the Yucaipa Valley Water District customers will be made available to customers in the service area of the Beaumont Cherry Valley Water District. Within the next five years, the City of Beaumont will be expanding and adding desalination facilities to their wastewater treatment plant that will then be able to produce recycled water consistent with the water quality objectives enforced by the Regional Water Quality Control Board.

With an interconnected recycled water system, the recycled water resources that are surplus to the needs of the Yucaipa Valley Water District and generated from the Wochholz Regional Water Recycling Facility can be shared with the customers of the Beaumont Cherry Valley Water District. Likewise, the recycled water resources surplus to the needs of the Beaumont Cherry Valley Water District / City of Beaumont and generated from the City of Beaumont Wastewater Treatment Plant in the future can be shared with customers of the Yucaipa Valley Water District.

As the drought continues to impact the State and more recycled water systems are constructed, the District staff envisions that there will be similar recycled water exchange agreements with all of our neighbors.



At the regular board meeting on September 2, 2015, the Board of Directors authorized District staff to finalize the recycled water exchange agreement with Beaumont Cherry Valley Water District [Director Memorandum No. 15-082].

For the construction of this pipeline, the two recycled water purveyors will be submitting applications for grants and low interest loans from the State Water Resources Control Board. The draft resolutions (attached) are currently being finalized and will be presented at the board meeting on September 16th for your consideration.

DRAFT - Yucaipa Valley Water District
Resolution No. 2015-16

Attachment F3

REIMBURSEMENT RESOLUTION

WHEREAS, the _____ (the "Agency") desires to finance the costs of
(Agency Name)
 constructing and/or reconstructing certain public facilities and improvements relating to its water and wastewater system, including certain treatment facilities, pipelines and other infrastructure (the "Project"); and
 WHEREAS, the Agency intends to finance the construction and/or reconstruction of the Project or portions of the Project with moneys ("Project Funds") provided by the State of California, acting by and through the State Water Resources Control Board (State Water Board); and
 WHEREAS, the State Water Board may fund the Project Funds with proceeds from the sale of obligations the interest upon which is excluded from gross income for federal income tax purposes (the "Obligations"), and
 WHEREAS, prior to either the issuance of the Obligations or the approval by the State Water Board of the Project Funds the Agency desires to incur certain capital expenditures (the "Expenditures") with respect to the Project from available moneys of the Agency; and
 WHEREAS, the Agency has determined that those moneys to be advanced on and after the date hereof to pay the Expenditures are available only for a temporary period and it is necessary to reimburse the Agency for the Expenditures from the proceeds of the Obligations.

NOW, THEREFORE, THE AGENCY DOES HEREBY RESOLVE, ORDER AND DETERMINE AS FOLLOWS:

SECTION 1. The Agency hereby states its intention and reasonably expects to reimburse Expenditures paid prior to the issuance of the Obligations or the approval by the State Water Board of the Project Funds.

SECTION 2. The reasonably expected maximum principal amount of the Project Funds is \$ _____.
 {Remove this Note when completing the Resolution: Please include the maximum reasonable project amount. Your SRF financing agreement will not exceed this amount under any circumstances.}

SECTION 3. This resolution is being adopted no later than 60 days after the date on which the Agency will expend moneys for the construction portion of the Project costs to be reimbursed with Project Funds.

SECTION 4. Each Agency expenditure will be of a type properly chargeable to a capital account under general federal income tax principles.

SECTION 5. To the best of our knowledge, this Agency is not aware of the previous adoption of official intents by the Agency that have been made as a matter of course for the purpose of reimbursing expenditures and for which tax-exempt obligations have not been issued.

SECTION 6. This resolution is adopted as official intent of the Agency in order to comply with Treasury Regulation §1.150-2 and any other regulations of the Internal Revenue Service relating to the qualification for reimbursement of Project costs.

SECTION 7. All the recitals in this Resolution are true and correct and this Agency so finds, determines and represents.

AYES: _____
 NOES: _____
 ABSENT: _____

CERTIFICATION

I do hereby certify that the foregoing is a full, true, and correct copy of a resolution duly and regularly adopted at a meeting of the _____ held on _____.
(Governing Board of the Agency) *(Date)*

(Name, Signature, and Seal of the Clerk or Authorized Record Keeper of the Governing Board of the Agency)

DRAFT - Yucaipa Valley Water District
Resolution No. 2015-17

Attachment F4

AUTHORIZING RESOLUTION/ORDINANCE

RESOLUTION NO: _____

WHEREAS _____ RESOLVED BY THE _____
(insert appropriate findings) *(insert name of Governing Board of the Entity)*
OF THE _____ (the "Entity"), AS FOLLOWS:
(insert Entity name)

The _____ (the "Authorized Representative") or designee is
(insert Title of Authorized Representative)
hereby authorized and directed to sign and file, for and on behalf of the Entity, a Financial Assistance
Application for a financing agreement from the State Water Resources Control Board for the planning, design,
and construction of _____ (the "Project").
(insert Project Name)

This Authorized Representative, or his/her designee, is designated to provide the assurances, certifications,
and commitments required for the financial assistance application, including executing a financial assistance
agreement from the State Water Resources Control Board and any amendments or changes thereto.

The Authorized Representative, or his/her designee, is designated to represent the Entity in carrying out the
Entity's responsibilities under the financing agreement, including certifying disbursement requests on behalf of
the Entity and compliance with applicable state and federal laws.

CERTIFICATION

I do hereby certify that the foregoing is a full, true, and correct copy of a resolution duly and regularly adopted
at a meeting of the _____ held
(insert name of Governing Board of the Entity)
on _____
(Date)

(Name, Signature, and Seal of the Clerk or Authorized Record Keeper of the Governing Board of the Agency)

DRAFT - Yucaipa Valley Water District
Resolution No. 2015-18

Attachment F6

PLEDGED REVENUES AND FUND(S) RESOLUTION

WHEREAS _____
(insert appropriate findings regarding intent, authority, and procedure)
_____;

THEREFORE BE IT RESOLVED, the _____ (the "Entity") hereby
(insert Entity name)
dedicates and pledges _____
(insert exact name of revenue stream and designated fund containing those revenues)

to payment of any and all Clean Water State Revolving Fund and/or Water Recycling Funding Program
financing for _____ (the "Project"). The
(insert Project name and 4-digit CWSRF Project number)

Entity commits to collecting such revenues and maintaining such fund(s) throughout the term of such
financing and until the Entity has satisfied its repayment obligation thereunder unless modification or
change is approved in writing by the State Water Resources Control Board. So long as the financing
agreement(s) are outstanding, the Entity's pledge hereunder shall constitute a lien in favor of the State
Water Resources Control Board on the foregoing fund(s) and revenue(s) without any further action
necessary. So long as the financing agreement(s) are outstanding, the Entity commits to maintaining the
fund(s) and revenue(s) at levels sufficient to meet its obligations under the financing agreement(s).

CERTIFICATION

I do hereby certify that the foregoing is a full, true, and correct copy of a resolution duly and regularly adopted
at a meeting of the _____ held
(insert name of Governing Board of the Entity)
on _____
(Date)

(Name, Signature, and Seal of the Clerk or Authorized Record Keeper of the Governing Board of the Agency)



Date: September 16, 2015

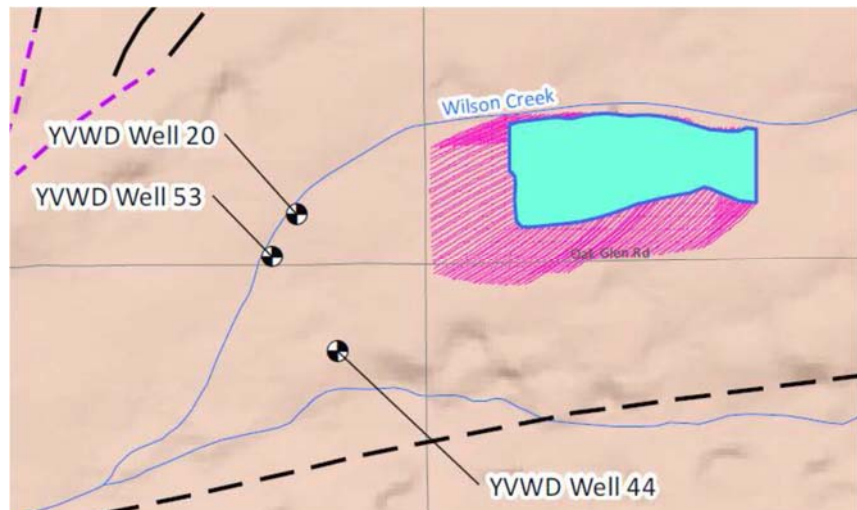
Prepared By: Jennifer Ares, Water Resource Manager

Subject: Authorization to Complete and Submit an Application to the Department of Drinking Water for the Recharge of Recycled Water at the Wilson Creek Spreading Basins

Recommendation: That the Board authorizes District staff to enter into contracts with Separation Processes, DDB Engineering and RMC Water and Environment for a combined sum not to exceed \$210,739.

On August 20, 2008, the Board of Directors adopted Resolution No. 11-2008 establishing a strategic plan for the management, integration and preservation of water resources. A fundamental component of the Districts overall strategic plan is to increase the amount of recycled water used throughout the sphere of influence of the Yucaipa Valley Water District.

The Yucaipa Valley Water District has been actively recharging imported water at the Wilson Creek Spreading Basins for several years. Since 2003, the District has recharged nearly 16,000 acre feet of imported water at this location. This recharge strategy has increased the amount of groundwater available in the Gateway Groundwater Basin, which is the groundwater basin located immediately below the Wilson Creek recharge facilities.



To further increase the amount of water recharged at this location, the Board of Directors approved a series of technical studies required by the State of California prior to the recharge of recycled water into the groundwater supply [Director Memorandum No. 15-010]. A computer model has been designed to predict the travel time and underflow characteristics for water molecules added to the Wilson Creek Spreading Basins.

The next step in the process is to prepare a Title 22 Engineering Report for the Recycled Water Groundwater Recharge. Specific deliverables required for the Title 22 Engineering Report are

listed in the attached proposals from DDB Engineering, Separation Processes, and RMC Water and Environment. The specific proposals to perform the work are attached for your review.

Consultant	
Separation Processes	\$42,860.00
DDB Engineering	\$35,900.00
RMC Water and Environment	\$131,979.00
Total	\$210,739.00

This project will be funded from Recycled Water Division - Depreciation Reserves.



Separation Processes, Inc.
3156 Lionshead Ave., Suite #2
Carlsbad, CA 92010
Tel: 760-400-3660
Fax: 760-400-3661
www.spi-engineering.com

June 5, 2015

Joseph B. Zoba
General Manager
Yucaipa Valley Water District
12770 Second Street
Yucaipa, CA 92399

Subject: Proposal for Engineering Services
Recycled Water Supply Project
Title 22 Engineering Report

Dear Mr. Zoba:

Separation Processes, Inc. (SPI) is pleased to offer this proposal for engineering services in the amount of \$42,860 to assist the Yucaipa Valley Water District with the development of an Engineering Report and associated information for its Groundwater Recycled Water Supply Project. The Engineering Report is required prior to the operation of a groundwater recharge project in the State of California. Our role will be to describe the various aspects of the proposed Yucaipa recycled water system necessary to comply with the State of California Groundwater Recharge and Replenishment Project (GRRP) requirements.

As part of the project SPI is a participant with the following entities responsible for deliverables within the Report.

- Yucaipa Valley Water District
- RMC
- Geoscience
- DDB Engineering

The report will be issued as a collaborative effort between the participating organizations, with RMC taking the lead and Geoscience being responsible for the hydrogeological content. The District will be responsible for Project Management, coordination with regulatory authorities and development of content as outlined by others. SPI's role is limited to the development of information to be incorporated by others into the Concept and Final Engineering Report, to be sealed by the appropriate entities as required by the State.

June 5, 2014
Joseph B. Zoba
Subject: Title 22 Engineering Report - DRAFT
Page 2



BASIS AND CONCEPT OF PROPOSAL

The Yucaipa Valley Water District has completed improvement to its Wochholz Regional Water Reclamation Facility in order to reduce the salinity of its effluent. The use of microfiltration and Reverse Osmosis will allow the District to recharge treated wastewater in accordance with State of California Groundwater Recharge Regulations, and will satisfy the Regional Water Quality Control Board requirements for TDS control in the Yucaipa Valley groundwater basin. Traditionally, most groundwater recharge facilities that use reverse osmosis for salinity reduction have been located near a coastal discharge point. These facilities generally do not have the advanced biological treatment processes that are used for nitrogen removal, and reverse osmosis is used. In the District's case, the advanced biological process is able to achieve a nitrogen level less than 6 mg/L, and the use of partial reverse osmosis is sufficient to obtain the desired water quality.

The State of California has established law involving the use of highly treated wastewater for groundwater recharge. These regulations are described in Article 5.1 of the Title 22 GRRP regulations, which addresses surface spreading. A preliminary review of the regulatory framework indicates that the proposed facilities fit within this framework.

Particulars associated with the regulations suggest that Reverse Osmosis, which is used to reduce salinity in the treated wastewater may not have been contemplated when Article 5.1 of the GRRP regulations were developed. Thus, several outstanding questions involving how the Reverse Osmosis system impacts the system have been brought forward. Although the most conservative approach is simply to discount the use of RO, the consequences have significant economic impact on the District that dramatically increase the volume of diluent water that would be needed to be purchased, and thereby increase the size and capacity of recharge areas.

The District met with representatives of the SWRCB Division of Drinking Water (DDW, formerly California Department of Public Health) last spring to suggest that RO treated water should not be viewed as wastewater in the calculation required for credited diluent water. The initial feedback from the DDW was positive, although tempered with the need to collect additional water quality data and develop the concept completely.

Our proposal is based upon the following assumptions: The project involves development of a Concept Level and Final Engineering Report to be submitted to the State. The concept level report contains many of the elements of the final report, with the overall strategy, facilities and water balance established. The Concept Level Report will be provided to the State and the District with receive comment from the state on issues that may be of regulatory concern. If the concept report is accepted in concept by the State, the Final Report will be developed and include all the information required by statute.

June 5, 2014
Joseph B. Zoba
Subject: Title 22 Engineering Report - DRAFT
Page 3



Item 1: Project Management and Meeting

SPI will be a contributing participant for the various progress meeting and teleconferences planned for the project. During the majority of the work, we envision monthly meetings and weekly teleconferences over a six month development period.

Meetings may also take the form of working workshops (internal or with the State), review of deliverables and other project related activities.

Item 2: Technical Memorandum – Projected Water Quality of Recharge Water

As part of this task we will develop refine and estimate the water quality (flow weighted mass balance for parameters of interest including TOC and Salinity) using alternative scenarios for consideration by the District. The proposed project includes water from the following sources:

- State Project Water
 - Diluent Water
- Yucaipa Valley Regional Water Filtration Facility
 - Microfiltration Backwash
 - Nanofiltration Concentrate
- Wochholz Regional Water Reclamation Facility
 - Reverse Osmosis Permeate
 - Microfiltered Effluent

One of the fundamental requirements of a recycled water project is the development of the Recharge (e.g. composite) Water Quality that is applied. For the proposed project the use of partial reverse osmosis and the presence of NF concentrate as a source complicates the analysis and will require additional characterization. Analysis is required in order to minimize the volume of diluent that is purchased by the District to satisfy the Recycled Water Contribution (RWC) requirement. Our intent here is to provide information analysis and discussion that can be used to establish the dilution water requirements for the system in an illustrative and manner.

SPI will develop the most scenarios for the most plausible scenario and positions that may be considered by the State (e.g. RO water not considered as recycled water, NF concentrate not eligible for use as a credited diluent, alternative Recycled Water Contribution levels) to identify potential water quality and economic impact of the alternatives.

Pervious discussions with the State have indicated that they are willing to consider alternative recycled water contributions based upon Total Organic Carbon (TOC). The concentration of TOC in microfiltered effluent and RO Permeate is low, and by itself suggests that a minimal

June 5, 2014
Joseph B. Zoba
Subject: Title 22 Engineering Report - DRAFT
Page 4



dilution water will be required. However, the TOC and salinity of NF concentrate is higher than wastewater sources, which necessitate further evaluation or purchase of additional diluent to achieve the project objectives.

Historically, NF concentrate has been discharged from the Districts water treatment facility for use in the recycled water system. This approach was accepted by the RWQCB under traditional parameters associated with the determination of water quality for non-recharge (e.g. landscape irrigation) and other uses when recycled water does not intentionally become a drinking water supply. However, the RWQCB may have differing requirements when NF concentrate is considered as part of the recharge water quality.

The deliverable below may or may not be included as an item to be included for review by the State.

Deliverable

Technical Memorandum: Projected Recharge Water Quality for Different scenarios.

Item 3: Concept Level Report Development

Item 4: Engineers Report Development

An abbreviated outline of the proposed elements of the Engineering Report provided to SPI is shown below. Items that include deliverables (Items 4 and 5) to be developed by SPI have been shown in their full detail.

Entities other than SPI are responsible for the development of content not listed.

June 5, 2014
 Joseph B. Zoba
 Subject: Title 22 Engineering Report - DRAFT
 Page 5



Section	Responsible Party
1 Introduction	
2 Project Participants and Regulations	
3 Project Facilities	
4 Recycled Water Distribution Management	
5 Pathogenic Microorganism Control	
5.1 Treatment Barriers and Performance Monitoring	DDB/SPI
5.1.1 Pathogen Reduction during Primary and Secondary Treatment at WRWRF	DDB/SPI
5.1.2 Filtration at the WRWRF	DDB/SPI
5.1.3 Disinfection Credits for the WRWRF	DDB/SPI
5.1.4 Pathogen Reduction by Retention Time	DDB/SPI
6 Response Retention Time	
7 Recycled Water Quality	
7.1 WRWRF Treated Effluent Quality	SPI
7.1.1 Biochemical Oxygen Demand and Total Suspended Solids	SPI
7.1.2 Title 22 MCLs	SPI
7.1.3 Water Quality Objectives	SPI
7.1.4 TOC	SPI
7.1.5 Total Nitrogen	SPI
7.1.6 Coliform and Turbidity	SPI
7.1.7 Notification Levels	SPI
7.1.8 Priority Pollutants	SPI
8 Supplemental Water Sources	
Water Filtration Facility	SPI
Composite water quality	SPI
9 Recharge Basin Use Areas	
10 Groundwater Basin	
11 Production Wells	
12 Groundwater Recharge Impacts	
13 Monitoring and Reporting	
14 Operating and Contingency Plans	
15 Training and Operational Monitoring	
16 References	

Deliverables

Item 3: Concept Level information

Item 4: Final Report Development

June 5, 2014
 Joseph B. Zoba
 Subject: Title 22 Engineering Report - DRAFT
 Page 6



PROJECT BUDGET

For the project, the following budget has been developed.

		PM	ENGR	TMH	Amount
	Rate	\$ 201	\$ 139		
Item	Description				
1	Project Mangagment and Meetings	40		40	\$ 8,040
2	Technical Memo (including analysis)	60		60	\$ 12,060
3	Concept Level Report Development	24	24	48	\$ 8,160
4	Final Report Development	40	40	80	\$ 13,600
5	Expenses				\$ 1,000
				Total	\$ 42,860

PROJECT STAFF

For this Project, I will be the project manager, and primary developer of technical content with assistance from SPI engineering staff.

Sincerely,

James C. Vickers, PE
 Vice President

Cc: Jennifer Ares

DDB

ENGINEERING, INC.

15635 Alton Parkway, Suite 117, Irvine, CA 92618
office: 949.727.4008 fax: 949.727.4079
www.ddbe.comYucaipa Valley Water District
Attn: Joseph Zoba, General Manager
12770 Second Street
Yucaipa, CA 92399

September 3, 2015

Subject: Groundwater Recharge Project Title 22 Engineering Report

Dear Mr. Zoba:

DDB Engineering, Inc. is pleased to submit this proposal to provide regulatory compliance support for preparation of the Title 22 Engineering Report for Yucaipa Valley Water District's (YVWD) Groundwater Recharge Project.

Specifically, this proposal addresses the preparation of elements of a Title 22 Engineering Report in two phases for submittal and review by the State Water Resources Control Board (SWRCB) Division of Drinking Water (DDW): (1) Concept Report, and (2) Title 22 Engineering Report.

The Concept Report will be a general description of the Project to seek approval of the concept from DDW. The Engineering Report will develop the Concept Report in more detail to demonstrate compliance with Title 22 Water Recycling Criteria for groundwater replenishment with recycled water. The Title 22 Engineering Report will be submitted to DDW for review and approval and help support YVWD's permit application to the Regional Water Quality Control Board (RWQCB) for the Project.

It is our understanding that the Engineering Report will be a team effort, led by RMC Water and Environment (RMC). Our efforts will focus on the wastewater/recycled water treatment, pathogen reduction, and water quality monitoring aspects of the Project. Other elements of the Report will be prepared by YVWD, RMC, and Separation Processes, Inc. (SPI). We will work with YVWD staff and other team members to develop the Concept Report and Engineering Report. The scope of work breakdown is based on the draft report outline developed by RMC and discussed at a meeting on May 21, 2015, with subsequent input from YVWD. The enclosed scope of work and fee proposal provides a breakdown of the hours and fee by task for the DDBE elements. We have included coordination meetings and teleconferences in our proposal.

DDB Engineering, Inc. has a great deal of experience with recycled water permitting and regulatory compliance, having worked on indirect potable reuse (IPR) permits for Orange County Water District, Inland Empire Utility Agency, and West Basin Municipal Water District, plus related IPR project planning for Eastern Municipal Water District, Los Angeles Department of Water and Power, and City of San Diego. In addition, we have prepared numerous Title 22 engineering reports for water recycling facilities, including YVWD's Wochholz Regional Water Recycling Facility.

Thank you for your consideration to support YVWD on this important project. Please contact me at (949) 727-4008 or dburris@ddbe.com if you have any questions or need more information.

Sincerely,

Debra L. Burris, P.E., BCEE
Principal

Enclosure

20150903_YVWD GWR Project T22_DDBE Proposal



**Groundwater Recharge Project
Consulting Services for Title 22 Engineering Report**

SCOPE OF WORK

The following scope of work describes engineering consultant services to be completed by DDB Engineering, Inc. to support preparation of the Title 22 Engineering Report for Yucaipa Valley Water District’s (YVWD) Groundwater Recharge Project. The Report will be prepared in two phases: (1) concept report, which will be an initial description of the Project to seek approval of the concept from the State Water Resources Control Board (SWRCB) Division of Drinking Water (DDW); and (2) detailed engineering report for submittal to DDW for approval and support permitting by the Regional Water Quality Control Board (RWQCB). The concept report will consist of general descriptions of the Project. The engineering report will develop the concept report in more detail to comply with Title 22 Water Recycling Criteria.

Report Section	Task	Task / Description / Title 22 Engineering Report for YVWD Groundwater Recharge Project
3.	Project Facilities	
	3.1	<u>Water Recycling Plant</u> – Prepare report section describing the Wochholz Regional Water Recycling Facility (WRWRF) and how it complies with Title 22 Water Recycling Criteria.
	3.1.1	<u>Design Criteria</u> – Prepare a table presenting pertinent WRWRF design criteria.
	3.1.3	<u>Reliability Features</u> – Prepare a report section describing reliability features at WRWRF demonstrating Title 22 Water Recycling Criteria compliance.
5.	Pathogenic Microorganism Control	
	5.1	<u>Treatment Barriers and Performance Monitoring</u> – Prepare a report section describing the requirements for pathogen reduction and summarizing the WRWRF treatment processes, associated performance monitoring, and overall pathogen reduction credits achieved by the Project.
	5.1.1	<u>Primary and Secondary Treatment at WRWRF</u> – Prepare a report section supporting the pathogen log reduction credits claimed for primary and secondary treatment at WRWRF.
	5.1.2	<u>Filtration at WRWRF</u> – Prepare a report section supporting the pathogen log reduction credits claimed for filtration at WRWRF.
	5.1.3	<u>Disinfection at WRWRF</u> – Prepare a report section supporting the pathogen log reduction credits claimed for disinfection at WRWRF.
	5.1.4	<u>Retention Time</u> – Prepare a report section supporting the pathogen log reduction credits claimed for underground retention time.
13.	Monitoring and Reporting	
	13.1	<u>Recycled Water Monitoring</u> – Prepare a report section with table(s) summarizing the recycled water quality monitoring and reporting plan for WRWRF. Recycled water monitoring shall address groundwater replenishment, other Title 22 uses, and RWQCB Basin Plan and NPDES permit requirements.
	13.1.1	<u>TOC and Total Nitrogen Compliance Monitoring</u> – Prepare a report section describing the TOC and total nitrogen monitoring plan to demonstrate compliance with the Title 22 requirements for groundwater replenishment and nitrogen monitoring requirements in the NPDES permit and RWQCB Basin Plan.
	13.1.2	<u>Regulated Contaminants Control</u> – Prepare a report section with table(s) describing the monitoring plan for regulated contaminants to demonstrate compliance with the Title 22 requirements for groundwater replenishment.





Groundwater Recharge Project
Consulting Services for Title 22 Engineering Report

Report Section	Task	Task / Description / Title 22 Engineering Report for YVWD Groundwater Recharge Project
	13.1.3	<u>SAT Performance Monitoring</u> – Prepare a report section with table(s) describing the soil aquifer treatment (SAT) performance monitoring plan to demonstrate compliance with the Title 22 requirements for groundwater replenishment.
	13.1.4	<u>Recycled Water Policy</u> – Prepare a report section with table(s) describing the water quality monitoring plan for compliance with the SWRCB Amended Recycled Water Policy.
	13.1.5	<u>Priority Pollutants Monitoring</u> – Prepare a report section with table(s) describing the monitoring plan for priority pollutants compliance with the requirements specified in Title 22 for groundwater replenishment, RWQCB Basin Plan, and NPDES permit.
	13.1.6	<u>Contaminants with Notification Levels Monitoring</u> – Prepare a report section with table(s) describing the monitoring plan for contaminants with notification levels.
	13.1.7	<u>Recycled Water Contribution Monitoring</u> – Prepare a report section presenting the methodology for measuring recycled water and diluent flows and determining the recycled water contribution to demonstrate compliance with the proposed recycled water contribution (RWC).
	13.2	<u>Diluent Monitoring</u> – Prepare a report section describing the diluent water quality monitoring plan to demonstrate compliance with the Title 22 groundwater replenishment requirements.
	13.2.1	<u>Regulated Contaminants and Contaminants with Notification Levels</u> – Prepare a report section with table(s) describing the monitoring plan for regulated contaminants and contaminants with notification levels in the diluent.
A. Project Coordination		
	A.1	<u>Meetings</u> – Attend up to three meetings and six conference calls to coordinate efforts on the Project.



Groundwater Recharge Project
Consulting Services for Title 22 Engineering Report

FEE PROPOSAL

TITLE 22 ENGINEERING REPORT
FOR YUCAIPA VALLEY WATER DISTRICT GROUNDWATER RECHARGE PROJECT
Fee Proposal and Estimated Breakdown Of Hours by Task

Report Element / Task	Description*	Labor (Manhours)		Miscellaneous Expenses	Total Estimated Fee
		Hourly Rate	Principal Engineer		
		\$185			
3	Project Facilities				
3.1	Water recycling plant		20	\$100	\$ 3,800
	3.1.1 Design criteria		16		\$ 2,960
	3.1.3 Reliability features		8		\$ 1,480
5	Pathogenic Microorganism Control				
5.1	Treatment barriers and performance monitoring		20	\$100	\$ 3,800
	5.1.1 Pathogen reduction during primary and secondary treatment at WRWRF		4		\$ 740
	5.1.2 Filtration at the WRWRF		4		\$ 740
	5.1.3 Disinfection credits for the WRWRF		4		\$ 740
	5.1.4 Pathogen reduction by retention time		4		\$ 740
13	Monitoring and Reporting				
13.1	Recycled water monitoring		20	\$100	\$ 3,800
	13.1.1 TOC and total nitrogen compliance monitoring		8		\$ 1,480
	13.1.2 Regulated contaminants control		4		\$ 740
	13.1.3 SAT performance monitoring		8		\$ 1,480
	13.1.4 Recycled Water Policy CECs monitoring		4		\$ 740
	13.1.5 Priority pollutants monitoring		4		\$ 740
	13.1.6 Contaminants with notification levels monitoring		4		\$ 740
	13.1.7 Recycled water contribution monitoring		8		\$ 1,480
13.2	Diluent monitoring		12	\$100	\$ 2,320
	13.2.1 Regulated contaminants and contaminants with notification levels		8		\$ 1,480
	Meetings and Coordination				
A.	Attend up to 3 meetings and 6 teleconferences		30	\$350	\$ 5,900
	TOTAL		190	\$750	\$ 35,900

* Notes & Assumptions:

- Scope of work is based on the draft report outline prepared by RMC with edits based on the 5/21/15 meeting and YVWD email on 9/2/15.
- Tasks not listed are by other project participants: YVWD, RMC, and SPI.
- RMC will take the lead in preparation of the report and stamp/sign the report.
- The report will be developed in two phases: (1) a Concept Report consisting of key components describing the project to seek regulatory approval of the concept; and (2) an Engineering Report complying with Title 22 Water Recycling Criteria to seek regulatory approval from DDW and permitting by RWQCB.
- Task A assumes a project schedule of 6 months for completion of the report.
- Deliverables will include sections of the report pertaining to the above tasks as electronic documents in Word and/or Excel format.





August 11, 2015

Mr. Joseph Zoba
General Manager
Yucaipa Valley Water District
12770 Second Street
Yucaipa, CA 92399

**Subject: Revised Proposal for Title 22 Engineering Report for the
Indirect Potable Reuse Project – Wilson Creek Spreading Basins**

Dear Mr. Zoba:

RMC Water and Environment (RMC) is pleased to present to the Yucaipa Valley Water District (District) the attached scope of work to produce a Title 22 Engineering Report for the Indirect Potable Reuse Project (Project) at the Wilson Creek Spreading Basins. In the midst of the current water supply and drought conditions that exist throughout the region, the District has taken many steps and precautions to respond to the conditions to continue to provide a high-level of service to their customers. This Project will help to provide a safe and sustainable supply of water to complement the District's current water supply resources.

This revised proposal includes estimated labor hours for RMC to summarize groundwater basin information and modeling results from the work done by Geoscience. Upon review of the draft report by the State Division of Drinking Water (DDW), it may be necessary for the District to engage the services of Geoscience to assist with responses to comments. Thank you for the opportunity to submit our proposal to you. We look forward to having the opportunity to continue to serve the District on your projects. If you have any questions, please call me at 949-420-5314 or send an e-mail to: sgoldman@rmcwater.com.

Sincerely,

A handwritten signature in black ink, appearing to read "Scott Goldman", is written over a light blue background.

Scott Goldman, P.E., BCEE
Vice President

15510-C Rockfield Blvd., Suite 200
Irvine, CA 92618 • 949.420.5300 • rmcwater.com



**YUCAIPA VALLEY WATER DISTRICT
INDIRECT POTABLE REUSE PROJECT**

**Scope of Work for
Title 22 Engineering Report**

BACKGROUND

The Yucaipa Valley Water District (District) currently operates several recycled water facilities and a distribution system to serve recycled water using non-potable reuse (NPR) water to parks, schools, golf courses and other landscaped areas within its service area. In addition, the District has planned for the use of seasonably available recycled water to supplement water for groundwater recharge. Excess recycled water would be recharged into the groundwater basin during times when recycled water production exceeds non-potable demands. Groundwater would be blended with other potable water sources at the recharge location and withdrawn as part of the District's typical groundwater production.

The use of recycled water for planned groundwater replenishment projects in California is regulated under the Federal Safe Drinking Water Act, and several State laws, regulations, and policies, with different responsibilities assigned to the State Water Resources Control Board (SWRCB), the nine Regional Water Quality Control Boards (RWQCBs), and the SWRCB Division of Drinking Water (DDW). The operation of the Project requires the publication and approval of a Title 22 Engineering Report and compliance with the California Environmental Quality Act (CEQA).

The District has already completed construction most of the facilities needed and performed much of the analysis and evaluation required by Title 22. This proposal is to assist the District to compile the information and data necessary for the Engineering Report and organize it in a manner to meet the requirements of Title 22 for ultimate approval from the Regional Water Quality Control Board, in order to operate the Groundwater Recharge project. The production of the Title 22 Engineering Report (Report) will have many contributing authors including District staff, RMC, and other consultants directly retained by the District. It is envisioned that the various authors would contribute to the appropriate sections in the Report, as shown on the attached table. RMC would act as the lead entity to compile the various sections to produce a complete Report that meets the requirements of Title 22.

SCOPE OF WORK

The following presents the scope of work for RMC:

Task 1: Engineering Report

RMC will assist the District to prepare a Title 22 Engineering Report that outlines the design criteria, treatment process parameters, and projected effluent quality for the District's Phase I Groundwater Recharge project. The format of the report will follow California Division of Drinking Water guidelines. The purpose of the report is to demonstrate to DDW that the planned recycled water infrastructure complies with Title 22 requirements for groundwater recharge using recycled water.

To meet the permit requirements of the Regional Water Quality Control Board, an Engineering Report will need to be prepared and submitted to the RWQCB for review and approval. The outline for the Title 22 Engineering Report is as follows:

1. Introduction
2. Project Participants and Regulations
3. Project Facilities
4. Recycled Water Distribution Management
5. Pathogenic Microorganism Control
6. Response Retention Time
7. Recycled Water Quality
8. Supplemental Water Sources
9. Recharge Basin Use Areas
10. Groundwater Basin
11. Production Wells
12. Groundwater Recharge Impacts
13. Monitoring and Reporting
14. Operating and Contingency Plans
15. Training and Operational Monitoring
16. References

Much of the analysis and evaluation required has already been performed. The production of the Title 22 Engineering Report is expected to have many contributing authors including District staff, RMC, and other consultants (Geoscience, SPI and DDB Engineering) directly retained by the District. It is envisioned that the various authors would contribute to the appropriate sections in the Report, as shown on the attached table. RMC would act as the lead entity to compile the various sections to produce a complete Report that meets the requirements of Title 22. RMC will also summarize the work previously done by Geoscience for inclusion into the draft Title 22 Engineering Report. It is assumed that upon review of the draft report by DDW, it may be necessary for the District to engage the services of Geoscience to assist with responses to comments.

Task 2: Permit Applications

Protection of public health and regulation of drinking water and recycled water in California falls under the jurisdiction of the DDW, which establishes uniform criteria for non-potable use and groundwater recharge projects. The initial step in the permit approval process includes the review and submittal of the Title 22 Engineering Report. The DDW is the primary agency involved in the review of the Engineering Report. This process typically includes a meeting to discuss the project description and scope of the Report. A meeting is then conducted to present the findings of the Draft Engineering Report to the DDW. DDW will review and provide comments of the report. Comments are then addressed to produce the Final Engineering Report for final submittal to the DDW.

RMC will prepare a permit application with the submittal of the Final Engineering Report to DDW. This task will also include three meetings with DDW as follows:

1. Meeting to discuss the project description and scope of the Engineering Report
2. Meeting to present the findings of the Draft Engineering Report
3. Meeting to review the Final Engineering Report with DDW staff

Assumptions

The Santa Ana Regional Water Quality Control Board provides local implementation of SWRCB policies and regulations and develops and implements a regional Water Quality Control Plan (Basin Plan) to protect surface water and groundwater quality and beneficial uses. Currently, the RWQCB issues permits

for groundwater recharge projects and individual non-potable reuse permits. It is assumed that the District will work directly with the RWQCB staff and will prepare and submit a permit application for the Project.

Task 3: Project Management

Under this task, RMC will also perform routine administrative tasks including invoicing, progress reports, budget and schedule tracking. RMC will track the project schedule, scope, and budget using software such as Microsoft Project (schedule) and Deltek Vision (budget). RMC will conduct a quality assurance/quality control (QA/QC) plan to ensure that project reviews and key deliverables are reviewed at the appropriate time prior to submittal to the District.

Project Schedule

The anticipated project sequencing and duration for subtasks is presented on the attached schedule. Review and comment periods for DDW and RWQCB staff are assumed and could be different in actual practice. The Project is anticipated to be completed within 12 months.

OPTIONAL TASKS

Included as optional tasks are the environmental and permitting services necessary to support the District in obtaining an approved permit for the project. RMC is prepared to support the District with the following optional services.

Task 4: CEQA Compliance Support

This scope of work assumes that since all of the construction activities will be completed, a Negative Declaration (ND) will be adequate to disclose the potential environmental impacts associated with operation of the Project. RMC will prepare an ND in compliance with CEQA and include all federal cross-cutting information to be considered "CEQA-Plus" documentation.

4.1: Environmental Checklist

RMC will prepare a screening evaluation of the potential environmental impacts of the Project using the CEQA Appendix G environmental checklist. Each of the resource topics established in CEQA will be considered and potential impacts associated with project operation, including the results of Task 2, will be identified. One electronic copy of the draft environmental checklist will be produced for the District review. Following one round of comments from the District, RMC will produce a final environmental checklist for use determining the appropriate CEQA compliance document to follow.

4.2: Environmental Investigations

RMC will prepare a project description suitable for the ND in collaboration with the District. One electronic copy of the Project Description will be provided for the District review.

4.3: Prepare Administrative Draft ND

Using the environmental checklist prepared in Task 4.1, RMC will develop text descriptions clearly and concisely describing each of the identified environmental impacts. It is assumed that the primary measure

to ensure no environmental impacts is compliance with the RWQCB permit. One electronic copy of the Administrative Draft MND will be provided for the District review.

4.4: Prepare Public Draft ND and Notices

RMC will respond to comments received from District staff and revise the Administrative Draft ND accordingly for release as the Public Draft ND. One electronic copy of the Public Draft ND will be provided to the District. A public comment period of no less than 30 days, in accordance with CEQA Guidelines §15073, shall be conducted. The District will be responsible for reproduction and distribution of the Public Draft ND, including transmittal to the State Clearinghouse.

RMC will prepare a draft Notice of Intent (NOI) to adopt an ND in accordance with CEQA Guidelines §15072. The District will finalize and publish the NOI in the newspaper and will be responsible for reproduction and distribution of the NOI to interested parties, responsible agencies, and the County Clerk.

4.5: Prepare Final ND, Mitigation Monitoring and Reporting Program (MMRP), and Notices

Following closure of the public comment period, RMC will compile all public comment letters and develop a list of potential changes/revisions to the ND. As necessary and directed by the District, RMC will revise the Public Draft ND based on comments received during the public review period. One electronic copy of the Final ND will be provided to the District. This scope of work assumes that the Final ND revisions will not result in identification of significant environmental effects, and thus will not require recirculation of the document.

RMC will prepare a draft Notice of Determination (NOD) following approval of the project, in accordance with CEQA Guidelines §15075. The District will finalize and transmit the NOD to the County Clerk and State Clearinghouse.

4.6: Communications and Presentations

RMC will prepare for and attend up to three project meetings with the District at key points throughout the project. The meetings are anticipated to include the following:

1. To receive District comments on the Administrative Draft ND (staff meeting)
2. To discuss public comments received on the Public Draft ND (staff meeting)
3. To present the Final ND to the City Council (public hearing)

RMC will prepare an agenda and meeting notes for each staff meeting, and a presentation for the Council hearing. This scope assumes that other project coordination can occur via email and conference calls, which may also include web-based presentations.

Assumptions

- The District project manager will conduct all internal coordination necessary with District staff and generate one consolidated set of comments on each review draft deliverable. All conflicting comments will be reconciled by the District project manager prior to submittal to RMC.

Deliverables

1. Electronic copy of Project Description (Microsoft Word and/or PDF files)
2. Electronic copy of the Administrative Draft ND (Microsoft Word and/or PDF files)
3. Electronic copy of the Public Draft ND, NOI, and cover letter to the State Clearinghouse (Microsoft Word and/or PDF files)
4. Electronic copy of the Final ND and NOD (Microsoft Word and/or PDF files)
5. Agenda, meeting notes, and presentations for three project meetings

Task 5: Permitting Support

Upon acceptance of the Title 22 Engineering Report by the Division of Drinking Water, the DDW will issue a letter of Finding of Facts and Conditions. This step is necessary prior to the submittal of the permit application and Engineering Report to the RWQCB for permit approval. The letter of Finding of Facts and Conditions must accompany the permit application to the RWQCB. Due to the limited resources of the DDW and based on our discussions with DDW staff, the issuance of the letter of Finding of Facts and Conditions is often delayed many months because of a lack of available staff to produce the letter. As an optional task, RMC would prepare a draft letter of Finding of Facts and Conditions for DDW use. The draft letter would consolidate the necessary information for use by the DDW to produce a letter of Finding of Facts and Conditions. This strategy has been utilized to accelerate the schedule by DDW to produce the letter and ultimately forward the permit package to the RWQCB for approval.



**Yucaipa Valley Water District
Title 22 Engineering Report for Indirect Potable Reuse Project**

Fee Estimate

Tasks	Scott Goldman		Nathan Chase		Staff Engineer		Labor		Total Hours	Total Labor Costs (1)	ODCs Total ODCs (3)	Total
	PIC	PM	PE	EPS-1	QA/QC	Carrie del Baccio	Graphics	Admin.				
Task 1: Title 22 Engineering Report	\$265	\$223	\$191	\$146	\$223							
1.1 Introduction	1	4	8						13	\$2,685	\$0	\$2,685
1.2 Project Participants and Regulations	1	4	16						21	\$4,213	\$0	\$4,213
1.3 Project Facilities	1	4	16	20					41	\$7,133	\$0	\$7,133
1.4 Recycled Water Distribution Management	1	2	8						11	\$2,239	\$0	\$2,239
1.5 Pathogenic Microorganism Control	1	2	8						11	\$2,239	\$0	\$2,239
1.6 Response Retention Time	1	4	8						13	\$2,685	\$0	\$2,685
1.7 Recycled Water Quality	1	4	8						5	\$1,157	\$0	\$1,157
1.8 Supplemental Water Sources	1	4	8						5	\$1,157	\$0	\$1,157
1.9 Recharge Basin Use Areas	1	4	8						13	\$2,685	\$0	\$2,685
1.10 Groundwater Basin	2	8	24	40			12		96	\$14,298	\$0	\$14,298
1.11 Production Wells	1	4	8						13	\$2,685	\$0	\$2,685
1.12 Groundwater Recharge Impacts	4	16	40	40	4	12			116	\$20,960	\$0	\$20,960
1.13 Monitoring and Reporting	1	8	20	8	2				39	\$7,463	\$0	\$7,463
1.14 Operating and Contingency Plans	1	4	16	8	2				31	\$5,827	\$0	\$5,827
1.15 Training and Operational Monitoring	1	4	8						5	\$1,157	\$0	\$1,157
1.16 References	1	4	8						12	\$1,932	\$0	\$1,932
1.17 Coordinate production of Draft Engineering Report	4	10	40	20	12				86	\$15,410	\$1,000	\$16,410
1.18 Coordinate production of Final Engineering Report	4	10	20	20	6				60	\$10,810	\$1,000	\$11,810
Subtotal Task 1:	27	96	244	164	8	42	0		581	\$106,355	\$2,000	\$108,355
Task 2: Permit Applications												
2.1 Two meetings with DDW to discuss Draft Engineering Report	8	8	12						28	\$6,196	\$250	\$6,446
2.2 Meeting to review Final Engineering Report with DDW	4	8							12	\$2,844	\$250	\$3,094
Subtotal Task 2:	12	16	12	0	0	0	0		40	\$9,040	\$500	\$9,540
Task 3: Project Management												
3.1 Schedule, budget, and invoice management	4	8	40	0	0	0	36		88	\$14,084	\$0	\$14,084
Subtotal Task 3:	4	8	40	0	0	0	36		88	\$14,084	\$0	\$14,084
TOTAL	43	120	296	164	8	42	36		709	\$129,479	\$2,500	\$131,979
Optional Tasks: Environmental and Permitting Support												
4.0 Prepare Draft and Final MND									0	\$20,000	\$1,000	\$21,000
5.0 Develop Finding of Facts and Conditions for DDW	0	40	60	60	0	0	0		160	\$29,140	\$500	\$29,640
Subtotal Optional Tasks:	0	40	60	60	0	0	0		160	\$49,140	\$1,500	\$50,640

- The individual hourly rates include salary, overhead and profit.
- Subcontractors will be billed at actual cost plus 10%.
- Other direct costs (ODCs) such as reproduction, delivery, mileage (rates will be those allowed by current IRS guidelines), and travel expenses, will be billed at actual cost plus 10%.
- RMC reserves the right to adjust its hourly rate structure and ODC markup at the beginning of the calendar year for all ongoing contracts.

8/11/2015

Yucaipa EngRpt_Fee Estimate_15-08-11

**YUCAIPA VALLEY WATER DISTRICT
INDIRECT POTABLE REUSE PROJECT
ENGINEERING REPORT OUTLINE**

Section	Responsible Party
1 Introduction	
1.1 Background	RMC
1.2 Objectives	RMC
1.3 Project Sponsors	District
1.4 Outreach and Coordination	District
1.5 Recharge Master Plan Program	District
1.6 Phase I Recharge Project	RMC
1.7 Phase II Recharge Project	RMC
1.8 Purpose of Engineering Report	RMC
2 Project Participants and Regulations	
2.1 Project Participants	RMC
2.2 Regulatory Requirements	RMC
2.2.1 State Water Resources Control Board – Division of Drinking Water Requirements	RMC
2.2.2 Regional Water Quality Control Board Requirements	RMC
2.2.3 State Water Resources Control Board Requirements	RMC
2.2.4 Other Requirements and Permits	RMC
2.3 Environmental Compliance	RMC
3 Project Facilities	
3.1 Water Recycling Plants	DDB
3.1.1 Design Criteria	DDB
3.1.2 Facility Staffing	District
3.1.3 Reliability Features	DDB
3.1.4 Preventative Maintenance Program	District
3.2 Recycled Water Distribution Facilities	RMC
3.2.1 Pump Stations	RMC
3.2.2 Pipelines	RMC
3.3 Groundwater Recharge Facilities	District
3.3.1 Recharge Basin Facilities	District
3.3.2 Project Spreading Areas	District
4 Recycled Water Distribution Management	
4.1 Industrial Pretreatment and Source Control Programs	District
4.2 Wastewater Characteristics	District
5 Pathogenic Microorganism Control	
5.1. Treatment Barriers and Performance Monitoring	SPI/DDB
5.1.1 Pathogen Reduction during Primary and Secondary Treatment at WRWRF	SPI/DDB
5.1.2 Filtration at the WRWRF	SPI/DDB
5.1.3 Disinfection Credits for the WRWRF	SPI/DDB
5.1.4 Pathogen Reduction by Retention Time	SPI/DDB
6 Response Retention Time	
6.1 Longest Period between Sample Collection at WRWRF	District
6.2 Time to Analyze the Parameter with Longest Turn Around	District
6.3 Time for Confirmation Samples at SJCWRP and Monitoring Well	District
6.4 Time to Assess Confirmation Sampling Results	District
6.5 Temporary Suspension of Operations & Time to Establish an Alternative Drinking Water Supply	RMC
6.6 Summary	RMC

**YUCAIPA VALLEY WATER DISTRICT
INDIRECT POTABLE REUSE PROJECT
ENGINEERING REPORT OUTLINE**

7 Recycled Water Quality	
7.1 WRWRF Treated Effluent Quality	SPI
7.1.1 Biochemical Oxygen Demand and Total Suspended Solids	SPI
7.1.2 Title 22 MCLs	SPI
7.1.3 Water Quality Objectives	SPI
7.1.4 TOC	SPI
7.1.5 Total Nitrogen	SPI
7.1.6 Coliform and Turbidity	SPI
7.1.7 Notification Levels	SPI
7.1.8 Priority Pollutants	SPI
8 Supplemental Water Sources	
8.1 Imported Water Quality	District
8.2 Storm Water Quality	District
8.3 Recharge Basin Operations	District
8.4 Basin Cross-Connection Prevention Provisions	District
8.5 Source Water Assessment (Watershed Sanitary Survey)	District
9 Recharge Basin Use Areas	
9.1 General Land Uses	District
9.2 Domestic Well Locations	District
9.3 Domestic Well Construction Details	District
9.4 Recharge Basin Use Area Containment Provisions	District
9.5 Agencies with Regulatory Jurisdiction	District
10 Groundwater Basin	
10.1 Geology	RMC
10.2 Hydrology	RMC
10.3 Hydrogeology	RMC
10.4 Water Budget	RMC
10.4.1 Inflows	RMC
10.4.2 Outflows	RMC
10.4.3 Water Budget Summary	RMC
10.5 Water Rights	RMC
10.6 Water Quality	RMC
10.6.1 Nitrate	RMC
10.6.2 Chloride	RMC
10.6.3 Sulfate	RMC
10.6.4 TDS	RMC
10.6.5 Boron	RMC
10.6.6 Other Constituents of Concern	RMC
10.6.7 Specific Areas of Contamination (USEPA Operable Units)	RMC
10.7 Local Geology and Hydrogeology	RMC
11 Production Wells	
11.1 Production Wells	District
11.2 Ownership	District
11.3 Water Quality	District
11.4 Existing Remediation Projects	District

**YUCAIPA VALLEY WATER DISTRICT
INDIRECT POTABLE REUSE PROJECT
ENGINEERING REPORT OUTLINE**

12	Groundwater Recharge Impacts	
12.1	Regional Geologic and Hydrogeologic Framework	RMC
12.1.1	Other Recycled Water Groundwater Recharge Projects	RMC
12.1.2	Cumulative Impacts	RMC
12.2	Recycled Water Contribution	RMC
12.2.1	Diluent Water Credit Method	RMC
12.2.2	Potential for TOC & Total Nitrogen Reduction in the Vadose Zone	RMC
12.2.3	Recycled Water Underground Retention Times	RMC
12.3	Well Control Zone	RMC
12.3.1	Methodology	RMC
12.3.2	Results	RMC
12.4	Anti-Degradation Assessment	RMC
12.4.1	Assimilative Capacity and Groundwater Quality	RMC
12.4.2	Impacts on Contaminant Plumes and Remedial Facilities	RMC
12.4.3	Impacts on Geochemistry	RMC
12.5	Project-Specific Hydrogeologic Conditions and Water Quality	RMC
13	Monitoring and Reporting	
13.1	Recycled Water Monitoring	DDB
13.1.1	TOC and Total Nitrogen Compliance Monitoring	DDB
13.1.2	Regulated Contaminants Control	DDB
13.1.3	SAT Performance Monitoring	DDB
13.1.4	Recycled Water Policy CECs	DDB
13.1.5	Priority Pollutants Monitoring	DDB
13.1.6	Contaminants with Notification Levels Monitoring	DDB
13.1.7	Recycled Water Contribution Monitoring	DDB
13.2	Diluent Monitoring	DDB
13.2.1	Regulated Contaminants and Contaminants with Notification Levels	DDB
13.3	Groundwater Monitoring	RMC
13.3.1	Monitoring Wells	RMC
13.3.2	Background Water Quality Monitoring	RMC
13.3.3	Groundwater Monitoring Summary	RMC
13.3.4	Standard Operation Groundwater Monitoring	RMC
13.4	Retention Time Compliance	RMC
13.5	Minimum Distance Compliance	RMC
13.6	Reports and Records	RMC
13.6.1	Annual Report	RMC
13.6.2	Engineering Report Update	RMC
14	Operating and Contingency Plans	
14.1	Managerial & Technical Capabilities	District
14.2	Diluent Water and Recycled Water Distribution	District
14.3	Training Program	District
14.4	Contingency Plans	District
14.4.1	WRWRF Operating and Contingency Plans	District
14.4.2	Recharge Basin Operating and Contingency Plans	District
14.5	Reporting Plan for Emergencies	District

**YUCAIPA VALLEY WATER DISTRICT
INDIRECT POTABLE REUSE PROJECT
ENGINEERING REPORT OUTLINE**

15	Training and Operational Monitoring	
15.1	Recycled Water Facility Training Programs	District
15.2	Recharge Facilities Training Program	District
15.3	Recharge Facilities Start-up Procedures and Monitoring	District
15.4	Recharge Facilities Monitoring	District
16	References	
16.1	References	ALL

**Yucaipa Valley Water District
Indirect Potable Reuse Project
Permit Approval Schedule**

TASKS	2015					2016									
	Aug	Sep	Oct	Nov	Dec	Jan	Feb	Mar	Apr	May	Jun	Jul	Aug	Sep	Oct
PERMITTING															
Prepare engineering report															
Engineering report approval by DDW															
Public hearing															
DDW issues Finding of Facts/Conditions															
Submit RWQCB permit application															
RWQCB prepares tentative permit															
RWQCB releases tentative permit for public review															
Regulatory approval (RWQCB permit issued)															
ENVIRONMENTAL DOCUMENTATION (if necessary)															
Prepare environmental checklist															
Prepare administrative draft MND															
Public comment period															
Prepare final MND, MMIRP, and notices															
City council presentation to adopt MND															

8/11/2015



Date: September 16, 2015

Prepared By: Kevin King, Operations Manager
Jennifer Ares, Water Resource Manager

Subject: Groundwater and Surface Water Monitoring for the Maximum Benefit Monitoring Program for the San Timoteo and Yucaipa Management Zones

Recommendation: That the Board authorizes District staff to enter into a contract with Dudek for a sum not to exceed \$38,650.

Yucaipa Valley Water District has extensive monitoring requirements for the Maximum Benefit Program for the San Timoteo and Yucaipa Management Zones pursuant to the Regional Water Quality Control Board (RWQCB) Resolution No. R8-2005-0065 and Resolution No. R8-2014-0005.

The following scope of work and fee are based on monitoring requirements included in Resolution No. R8-2014-0005 and includes tasks to conduct monthly groundwater monitoring services of up to ten (10) wells in the San Timoteo Management Zone and bi-weekly surface water monitoring services of up to eight (8) surface water monitoring points in the San Timoteo Management Zone and two (2) surface water monitoring points in the Yucaipa Management Zone. No wells in the Yucaipa Management Zone will be monitored by Dudek under this proposal.

In January 2015, the District will review any and/or new monitoring programs with the RWQCB. For that reason, this proposal only represents monitoring from September 2015 to December 2015.



MAIN OFFICE
605 THIRD STREET
ENCINITAS, CALIFORNIA 92024
T 760.942.5147 T 800.450.1818 F 760.632.0164

August 28, 2015

3163

Kevin King
Operations Manager
Yucaipa Valley Water District
12770 Second Street
Yucaipa, CA 92399

Subject: Proposed Scope of Work and Fee to Provide Groundwater and Surface Water Monitoring Services in 2015 Related to the Maximum Benefit Monitoring Program for the San Timoteo and Yucaipa Management Zones

Dear Mr. King:

Dudek is pleased to present this scope of work and fee to provide groundwater and surface water monitoring services for the San Timoteo Management Zone and Yucaipa Management Zone as per the Maximum Benefit Monitoring Programs presented in the Regional Water Quality Control Board (the Board) Resolutions R8-2005-0065 and R8-2014-0005. The following scope of work and fee are based on monitoring requirements included in R8-2014-0005; however, Dudek understands that the Board accepted new monitoring programs for the San Timoteo and Yucaipa Management Zones in January 2015. Dudek has not reviewed the new monitoring programs, but will negotiate with YVWD to revise this scope and fee, if necessary, to ensure that Dudek collects the appropriate data so that YVWD is compliant with the monitoring requirements issued by the Board.

The following scope of work includes tasks to conduct monthly groundwater monitoring services of up to ten (10) wells in the San Timoteo Management Zone and bi-weekly surface water monitoring services of up to eight (8) surface water monitoring points in the San Timoteo Management Zone and two (2) surface water monitoring points in the Yucaipa Management Zone. No wells in the Yucaipa Management Zone will be monitored by Dudek.

The scope of work and fee presented herein are for monitoring events to be conducted in September, October, November and December 2015. Dudek anticipates conducting the groundwater monitoring events on or about the 15th of every month; and anticipates conducting the surface water monitoring events on or about the 16th and 30th of every month.

In addition to the monitoring services, Dudek presents a task to conduct a kick-off meeting and initial site inspections with YVWD staff. Dudek understands that YVWD must submit an annual monitoring report to the Board by April 15, 2016. This scope of work does not include labor

WWW.DUDEK.COM

Mr. Kevin King

Subject: Proposed Scope of Work and Fee to Provide Groundwater and Surface Water Monitoring Services for the Maximum Benefits Monitoring Programs

hours to write and submit a report to the Board, but Dudek will provide a new scope of work and fee in December 2015 to YVWD to continue providing monitoring services and to submit an annual report by April 15, 2016.

SCOPE OF WORK

Task 1. Kick-Off Meeting and Initial Site Inspections

Dudek proposes a one-day kick-off meeting and site inspection with YVWD staff during the week of September 8 to 11, 2015. Steven Stuart, PE, and Emmanuel Padilla of Dudek will attend the kick-off meeting with YVWD staff at the YVWD offices or wastewater treatment plant to introduce staff, discuss the objectives and procedures for conducting the monitoring services, become familiar with locations and use of the monitoring equipment provided by YVWD for Dudek staff to use during the monitoring events, and discuss data compilation, presentation and report preparation. The kick-off meeting will also provide an opportunity for Dudek to collect copies of all digital and paper files and records pertaining to the Maximum Benefits Monitoring Programs.

Dudek staff will then accompany YVWD staff to inspect the wells and surface water monitoring points. This will give Dudek staff an opportunity to become familiar with each monitoring point and access routes, and the methods and equipment necessary to collect water level, water quality samples, and surface water flow data.

As part of this task, Dudek will compile all data and records obtained from YVWD during the kick-off meeting, and create a GIS database that will include all groundwater and surface water data collected for the monitoring programs and be used to generate plan view maps and hydrographs that will display water level and water quality data both spatially and temporarily. This task includes labor hours to develop a monitoring and sampling protocol for groundwater and surface water and develop the necessary field forms and other documentation to conduct the monitoring events. If necessary, Dudek will use this initial task to contact private well owners and other entities to arrange access and use of wells and surface water gaging stations.

Cost for Task 1\$5,850

Task 2. Monthly Groundwater Level and Water Quality Monitoring

Emmanuel Padilla of Dudek will be tasked with conducting all field work pertaining to the monthly groundwater monitoring events for YVWD. The field work will be conducted on or about the 15th of September, October, November and December 2015 and include the following tasks:

Mr. Kevin King

Subject: Proposed Scope of Work and Fee to Provide Groundwater and Surface Water Monitoring Services for the Maximum Benefits Monitoring Programs

- Manually measure depths-to-water (DTW) at wells MW-1, MW-2, MW-3, MW-4, MW-5A, MW-5B, MW-5C, GL-8, and GL-6 using a Solinst electric water level sounder provided by Dudek. The DTW will be measured at 0.01-foot accuracy. The time and date of each DTW measurement, plus the conditions of each well, will be recorded in field forms.
- Water quality samples will be collected from wells MW-2, MW-3, MW-4, MW-5A, MW-5B, MW-5C, GW-3 and GL-6. The method of purging each well to collect representative water quality samples will be determined during the initial site inspections. Purging each well may include bailing water using a bailer with rope, or a portable submersible pump powered by a generator. Dudek understands that YVWD will provide the bailers, portable submersible pump and generator for Dudek to use and that the purge water may be discharged to land at each well location.
- Field parameters pH, temperature and electrical conductivity will be measured during the purging process to characterize the water quality and identify when the water produced from the well is representative of native groundwater. Dudek will use a multi-parameter device provided by YVWD to measure the water quality parameters. Dudek staff will calibrate the device using calibration standards provided by YVWD at the YVWD wastewater treatment plant. The calibration of the multi-parameter device will be recorded by Dudek staff prior to its use in the field.
- The DTW, field parameters, and volumes purged will be recorded in field sampling forms completed in the field at each well point. The field sampling forms will also include the name of the sampler, the date/time of measurement and sample collection, the estimated volume of water to purge 3 casing volumes, and the actual volume purged. The representative water quality samples will be collected after 3 casing volumes are purged or the field parameters monitoring during purging are stable within 10% of previous measurements.
- Water quality samples will be collected in laboratory provided sampling containers, labeled with the data/time of sample collection, the well ID, identification of the preservative (if any) in the container, and the name of the sampler. A chain-of-custody form will be completed as each sample is collected and submitted with the samples to a California certified analytical laboratory that will analyze the samples for the following constituents:
 - Total Dissolved Solids

Mr. Kevin King

Subject: Proposed Scope of Work and Fee to Provide Groundwater and Surface Water Monitoring Services for the Maximum Benefits Monitoring Programs

- Nitrate-Nitrogen or Nitrate as nitrate
 - Total alkalinity (as CaCO₃)
 - Carbonate and bicarbonate
 - Silica (as SiO₂)
 - Total Hardness (includes Ca and Mg)
 - Chloride, fluoride, potassium, sodium, and sulfate.
- All water quality samples will be stored in an ice-chest with ice during the sampling event. The samples will be delivered to a California certified analytical laboratory on ice.
 - This task includes labor hours to compile all data collected during the groundwater monitoring events and update the GIS database, water level and water quality hydrographs, and plan view maps.

The monthly fee for conducting one (1) groundwater monitoring event per month from September to December 2015 is \$3,340. The total fee to complete four (4) groundwater monitoring events in 2015 is \$13,360.

Cost for Task 2\$13,360

Task 3. Bi-Weekly Surface Water Monitoring

Emmanuel Padilla of Dudek will conduct all field work pertaining to the bi-weekly surface water monitoring events for YVWD. The field work will be conducted on or about the 16th and 30th of September, October, November and December 2015 and include the following tasks:

- Measure surface water flow using a current meter provided by YVWD at the following surface water monitoring stations: YVWD-A, YVWD-WWTP, YVWD-B, YVWD-C, YVWD-D (Dudek understands that this monitoring site may no longer be included and requests verification from YVWD that is no longer is monitored), YVWD-E, YVWD-F, YVWD-G in the San Timoteo Management Zone. Surface water flow will be calculated using the Velocity-Area Method described in *Discharge Measurements at Gaging Stations* by the USGS (USGS, 2010).
- The multi-parameter water quality device will be used in the field to measure temperature, pH, electrical conductivity, and dissolved oxygen of the surface water. These parameters will be recorded in a field sampling form completed for each station.

Mr. Kevin King

Subject: Proposed Scope of Work and Fee to Provide Groundwater and Surface Water Monitoring Services for the Maximum Benefits Monitoring Programs

- Water quality samples will be collected in sampling containers provided by a California certified analytical laboratory, labeled with the data/time of sample collection, the surface water monitoring site ID, identification of the preservative (if any) in the container, and the name of the sampler. A chain-of-custody form will be completed as each sample is collected and submitted with the samples to the analytical laboratory that will analyze the samples for the following constituents:
 - Total inorganic nitrogen (ammonia, nitrate, and nitrite components)
 - Total Dissolved Solids
 - Total Suspended Solids
 - Turbidity
- All water quality samples will stored in an ice-chest with ice during the sampling event. The samples will be delivered to a California certified analytical laboratory on ice.
- This task includes labor hours to compile all data collected during the surface water monitoring events and update the GIS database, water quality hydrographs, and plan view maps.

The monthly fee for conducting two (2) surface water monitoring events per month from September to December 2015 is \$4,860. The total fee to complete eight (8) surface water monitoring events in 2015 is \$19,440.

Cost for Task 3\$19,440

FEE SUMMARY

The fee presented in this proposal will be charged on a time and materials basis in accordance with Dudek’s 2015 Standard Schedule of Charges (see attached). Dudek will complete the tasks described above on a time-and-materials basis, not to exceed \$38,650. Dudek understands that the data collected from this scope of work will be included in an annual report due to the Board by April 15, 2016. Dudek will submit a scope of work and fee in December 2015 to YVWD that will include services to conduct groundwater and surface water monitoring in 2016 and for submitting an annual report by April 15, 2016. Dudek anticipates that the experience of completing the sampling events in the last four months of 2015 will be used to develop a more detailed scope of work and fee for 2016.

Mr. Kevin King

Subject: Proposed Scope of Work and Fee to Provide Groundwater and Surface Water Monitoring Services for the Maximum Benefits Monitoring Programs

The time and materials fee provided in this proposal represents an estimate of the anticipated level of effort required to complete the tasks described in the proposal. Should the actual effort required to complete the tasks be less than anticipated, the amount billed will be less than the total fee. Conversely, should the actual effort to complete the proposed tasks be greater than anticipated, additional fee authorizations will be requested. No work in excess of the proposed fee or outside of the proposed scope of work will be performed without written authorization from Yucaipa Valley Water District.

TOTAL COST.....\$38,650

Please call me at (760) 479-4128 if you have any questions or require further discussion.

Sincerely,



Steven Stuart, P.E. C79764
Project Manager

*Att.: Table 1. Fee to Conduct Groundwater and Surface Water Monitoring Services in 2015
2015 Dudek Standard Schedule of Charges*

Reference: Turnispeed, D.P., and Sauer, V.B., 2010, Discharge measurements at gaging stations: U.S. Geological Survey Techniques and Methods book 3, chap. A8, 87 p.

AUTHORIZATION TO PROCEED

for

Scope of Work for Services Provided for Groundwater and Surface Water

Monitoring per Maximum Benefits Monitoring Programs in 2015

The proposed scope of work and fee presented herein is acceptable and Dudek is hereby authorized to proceed with the proposed scope of services.

Authorized by: _____
(Signature)

Name (typed or printed)

For: Yucaipa Valley Water District

Date

Yucaipa Valley Water District
TABLE 1. Fee to Conduct Groundwater and Surface Water Monitoring Services in 2015
DUDEK FEE SCHEDULE

Task #	TASK	Project Team Role:		TOTAL HOURS	DUDEK LABOR COST	OTHER DIRECT COSTS ¹	TOTAL FEE
		Project Manager	Hydrogeologist III				
		Team Member: Steven Stuart, PE Billable Rate: \$200	Emmanuel Padilla \$120				
1	Kick-Off Meeting and Initial Site Inspections	18	18	36	\$ 5,760	\$ 90	\$ 5,850
2	Monthly Groundwater Level and Water Quality Monitoring	16	80	96	\$ 12,800	\$ 560	\$ 13,360
3	Bi-Weekly Surface Water Monitoring	16	120	136	\$ 17,600	\$ 1,840	\$ 19,440
Total Hours and Fee		50	218	268	\$ 36,160	\$ 2,490	\$ 38,650

Percent of Hours: 19% 81% 100%

1) Direct costs include administration, reproduction of reports and transportation/lodging costs for site inspection and monitoring events.

Date: September 16, 2015

Prepared By: Brent Anton, Engineering Manager

Subject: Consideration of Development Agreement No. 2015-09 for Parcel Map 19597, Rellim, Inc. Yucaipa (Assessor's Parcel Number 0321-071-01)

Recommendation: That the Board approves Development Agreement No. 2015-09.

The Yucaipa Valley Water District is processing a development agreement for a proposed project consisting of four new residential lots and one remainder on approximately 4.8 acres. The project is located on the north side of Oak Glen Road, west of Oak Del Court and east of Fremont Street in the City of Yucaipa (Assessor's Parcel Number 0321-071-01).



The District staff has been working with the developers for the preparation of a development agreement for Parcel Map 19597. The specific conditions of service for this project are included in Part G – Special Conditions of the attached agreement.

YVWD AGREEMENT NO. 2015-09

**AGREEMENT TO PROVIDE WATER AND SEWER FACILITIES
AND SERVICE TO THE
PRIVATE DEVELOPMENT OF PARCEL MAP 19597**

This Agreement is made and effective this 16th day of September, 2015, by and between the YUCAIPA VALLEY WATER DISTRICT, a public agency ("DISTRICT") and RELLIM, INC. ("DEVELOPER"). Each is sometimes referred to herein as a "Party" and jointly as the "Parties".

Contact information for the parties is as follows:

DISTRICT:

Yucaipa Valley Water District
12770 Second Street
Post Office Box 730
Yucaipa, California 92399-0730
Attn: Joseph B. Zoba, General Manager
Telephone: (909) 797-5119
Facsimile (909) 797-6381

DEVELOPER:

Rellim, Inc.
34033 Golden Crown Way
Yucaipa, California 92399
Attn: Dennis Miller
Telephone: (951) 312-0976
Email: denmill@msn.com

PROJECT OVERVIEW

Parcel Map 19597, consists of 4 new residential lots and 1 remainder on approximately 4.80 acres. The project consists of APN 0321-071-01 which is located to the north side of Oak Glen Road, west of Oak Del Court and east of Fremont Street in the City of Yucaipa, San Bernardino County, (the "Property"). The proposed development of the Property will not include phased construction. (see "Attachment A – Project Overview Map")

The Yucaipa Valley Water District has been involved in the review process for this project and has established the following development related project files: P-65-297/Work Order 65-19600

RECITALS

WHEREAS, DEVELOPER desires to develop its Property situated within the service area of the DISTRICT, and

WHEREAS, DEVELOPER proposes to develop the DEVELOPER's Property in the manner generally proposed and in accordance with the currently approved maps and construction drawings reviewed by the Yucaipa Valley Water District at this time, and

WHEREAS, DEVELOPER desires to obtain water (as used herein, "water" includes, but is not limited to, recycled water where applicable) and sewer service from the DISTRICT for its development in accordance with the DISTRICT's Rules, Regulations and Policies; and

WHEREAS, it is the purpose of this Agreement to set forth the terms and conditions by which the DISTRICT will provide water and sewer service to the DEVELOPER's Property.

AGREEMENT

NOW, THEREFORE, in consideration of the mutual promises and covenants contained herein, the DEVELOPER and the DISTRICT agree as follows:

PART A: THE FACILITIES

1. General Description.

a. The DEVELOPER proposes to develop its Property as provided on the approved development construction drawings approved by the DISTRICT (the "Approved Plans" as defined in Paragraph 3(a) of this Agreement) which includes water and sewer facilities ("Facilities" or "Facility") necessary to serve the Property.

b. Ownership, Operation and Maintenance: Once constructed and accepted by the DISTRICT, title to the facilities (and associated right-of-way) shall be conveyed by the DEVELOPER to the DISTRICT, and the DISTRICT shall operate and maintain the facilities and shall provide water and sewer service to the DEVELOPER's Property in accordance with the DISTRICT's Rules, Regulations and Policies and the provisions of this Agreement.

PART B: DESIGN AND CONSTRUCTION

2. Licensed Professionals. All work, labor and services performed and provided in connection with (for example) the preparation of surveys and descriptions of real property and right-of-ways, the preparation of construction specifications, plans and drawings, and the construction of all Facilities, shall be performed by, or under the direction of, professionals appropriately licensed by the State of California and in good standing. In the event the

DISTRICT reasonably determines after conferring with the DEVELOPER that other licensed professionals are required in order to satisfy the obligations of the DEVELOPER hereunder, the DEVELOPER shall promptly retain such professionals at its sole cost and expense.

3. Plan Acceptance; Facility Acceptance.

a. The DISTRICT shall within 30 calendar days of receipt respond to all plans and specifications ("Plans") related to the construction of the Facilities. Upon its final review and approval of the Plans, the DISTRICT shall sign the construction drawings ("Approved Plans") indicating such approval ("Plan Acceptance"). Plans are subject to an annual review by the District and modifications may be required by the DISTRICT to conform to revised construction standards.

b. The DEVELOPER shall not permit, or suffer to permit, the construction of any Facility without having first obtained Plan Acceptance. In the event the DEVELOPER fails or refuses to obtain the DISTRICT's Plan Acceptance, the DISTRICT may refuse, in its sole discretion and without liability to the DEVELOPER, to issue its Facility Acceptance (as that term is defined below) as to such Facility when completed.

c. The DEVELOPER shall not deviate from any Approved Plans and/or specifications without the DISTRICT's prior written approval.

d. All construction work shall be inspected on a timely basis by DISTRICT personnel and/or by DISTRICT's consultants at the sole cost of the DEVELOPER. The DEVELOPER acknowledges that the inspector(s) shall have the authority to require that any and all unacceptable materials, workmanship, construction and/or installation not in conformance with either (i) the Approved Plans, or (ii) standard practices, qualities and standards in the industry, as reasonably determined by the DISTRICT, shall be replaced, repaired or corrected at DEVELOPER's sole cost and expense.

e. In the event the DEVELOPER's contractor proposes to work overtime and beyond normal business hours, the DEVELOPER shall obtain the DISTRICT's approval at least 24 hours in advance so that inspection services may be appropriately scheduled. The DEVELOPER shall be solely responsible for paying all costs and expenses associated with such inspection services.

f. The DISTRICT shall promptly upon request of DEVELOPER cause the final inspection of a Facility which DEVELOPER indicates is completed. If the DISTRICT finds such Facilities to have been completed in conformance with the Approved Plans for which a Plan Acceptance has been issued, then DISTRICT shall issue to DEVELOPER its letter ("Facility Acceptance") indicating satisfactory completion of the Facility and DISTRICT's acceptance thereof. Neither inspection nor issuance of the Facility Acceptance shall constitute a waiver by DISTRICT of any claims it might have against DEVELOPER for any defects in the work performed, the materials provided, or the Facility constructed arising during the one year warranty period provided for under Paragraph 8 of this Agreement.

4. Project Coordination and Designation of DEVELOPER's Representative.

a. The DEVELOPER shall be solely responsible for coordinating the provision of all work, labor, material and services associated with the planning, design and construction of the water and sewer Facilities required for the DEVELOPER's Property. The DEVELOPER shall be solely responsible for compliance with all applicable federal, state and local safety rules and regulations, and shall conduct periodic safety conferences as required by law and common sense.

b. Prior to proceeding with any Facility construction, the DEVELOPER shall schedule and conduct a preconstruction conference with the DISTRICT's General Manager and the DISTRICT Engineer and/or their designees or agents. In the event the DEVELOPER fails or refuses to conduct any such conference, the DISTRICT may refuse, in its sole discretion, to accept the Facilities constructed by the DEVELOPER.

c. The DISTRICT and the DEVELOPER hereby designate the individual identified on page 1 of this Agreement as the person who shall have the authority to represent the DISTRICT and DEVELOPER in matters concerning this Agreement. In order to ensure maximum continuity and coordination, the DISTRICT and DEVELOPER agree not to arbitrarily remove or replace the authorized representative, but in the event of a substitution, the substituting Party shall promptly advise the other Party of such substitution, in writing.

5. DISTRICT's Right to Complete Facilities. The DISTRICT is hereby granted the unqualified right to complete, construct or repair all or any portion of the water and/or sewer Facilities, at DEVELOPER's sole cost and expense in the event there is a threat to the public's health, safety or welfare.

6. Construction of Connections to DISTRICT Facilities. Unless otherwise agreed to in writing by the DISTRICT, the DISTRICT shall furnish all labor, materials and equipment necessary to construct and install connections between the DEVELOPER's Facilities and the DISTRICT's water, recycled water, and sewer systems. All costs and expenses associated therewith shall be paid by the DEVELOPER.

7. Compliance With Law and DISTRICT Regulations. The DEVELOPER hereby agrees that all Facilities shall be planned, designed and constructed in accordance with all applicable laws, and the DISTRICT'S Rules, Regulations and Policies in effect at the time of construction. The DEVELOPER shall strictly comply with all applicable law, rules and regulations, concerning the provision of services, materials and the payment of wages. The DEVELOPER shall keep fully informed of and obey all laws, rules and regulations, and shall indemnify the DISTRICT against any liability arising from DEVELOPER's violation of any such law, rule or regulation.

8. DEVELOPER's Warranties. The DEVELOPER shall unconditionally guaranty, for a period of one year following the DISTRICT's Facility Acceptance thereof, any and all materials and workmanship, at the DEVELOPER's sole cost and expense. The provision of temporary water service through any of the DEVELOPER's Facilities, prior to DISTRICT's acceptance of same, shall not nullify nor diminish the DEVELOPER's warranty obligation, nor shall the DEVELOPER's warranty obligation be voided if the DISTRICT determines, in its sole discretion,

to make any emergency repairs necessary to protect the public's health, safety or welfare or to ensure continuity of water or sewer service. The DISTRICT shall notify DEVELOPER of such emergency repairs.

9. Testing and Disinfection. Upon approval by the DISTRICT, the DEVELOPER, at its sole cost and expense, shall undertake and satisfactorily complete a testing program, including without limitation, compaction, cleaning, video and air testing, and pressurized and disinfection testing, for all Facilities prior to acceptance by the DISTRICT, and to disinfect all water Facilities in accordance with the DISTRICT's procedures and other applicable laws, rules and regulations.

10. Bond Requirements. The DEVELOPER shall provide to the DISTRICT, in a form satisfactory to the DISTRICT, the following bonds:

a. A Performance and Warranty Bond. A performance bond issued by a corporate surety or sureties licensed and permitted to do business by and within the State of California in an amount representing not less than one hundred percent (100%) of any and all construction work to be conducted or performed under this Agreement. A warranty bond issued by a corporate surety or sureties licensed and permitted to do business by and within the State of California in an amount representing not less than fifty percent (50%) of the total cost of any and all construction performed hereunder, insuring against any and all defects in the Facilities constructed hereunder, for a period of not less than one full year after the date of acceptance thereof by the DISTRICT.

b. A Labor and Materials Payment Bond issued by a corporate surety or sureties licensed and permitted to do business by and within the State of California in an amount representing not less than one hundred percent (100%) of the total cost of any and all construction performed hereunder per California Civil Code Sections 9550 and following.

c. Miscellaneous Bond Requirements. All bonds required by this Section 10 shall be provided to the DISTRICT within sixty (60) days of the date that this Agreement was approved by the DISTRICT's Board of Directors. All bonds required by this section are subject to the approval as to form and content by the General Manager and DISTRICT's Legal Counsel. All bonds required by this section shall be provided by a surety that is an "admitted" surety insurer authorized to transact surety insurance in California, with assets exceeding its liabilities in the amount equal to or in excess of the amount of the bonds, and each bond shall not be in excess of ten percent (10%) of the surety insurer's assets. The bond shall be duly executed and shall meet all of the requirements of Section 995.660 of the Code of Civil Procedure.

PART C: TITLE TO FACILITIES; OPERATION

11. Title to Facilities and Right-of-Way.

a. Provided that the DEVELOPER's Facilities are designed and constructed as required hereunder and the DISTRICT proposes to issue its Facility Acceptance, the DEVELOPER shall, concurrently with the DISTRICT's Facility Acceptance, convey ownership title to all Facilities (and right-of-way, if applicable) to the DISTRICT, free and clear of any and

all liens and encumbrances except those that are expressly agreed to by the DISTRICT. The DISTRICT may require fee title or an easement, depending upon the location of the Facility through action by the Board of Directors. Upon conveyance of title, the DISTRICT shall assume the responsibility of operating and maintaining the Facilities, subject to the DEVELOPER's warranty as provided herein. The DEVELOPER acknowledges and agrees that the DISTRICT shall not be obligated to operate and maintain the Facilities and to provide service to and through them until all applicable conditions imposed by this Agreement hereunder are satisfied and title to the Facilities has been conveyed and delivered to the DISTRICT in recordable form.

b. A form for the *Grant of Easement and Rights-of-Way* and *Bill of Sale of the Facilities* is available from the District upon request.

12. Risk of Loss. Until such time as acceptance thereof by the DISTRICT, and until good and marketable title to the easements, rights-of-way and Facilities are conveyed and delivered to the DISTRICT in recordable form, the DEVELOPER shall be solely and completely responsible for any and all losses and/or damage of every kind or nature to the easements, rights-of-way and Facilities. In the event DEVELOPER believes the loss and/or damages arose from or are related to acts performed by the DISTRICT, this provision does not preclude DEVELOPER's insurance carrier from seeking indemnity and/or reimbursement from the DISTRICT.

13. Conditions Precedent to the Provision of Water and Sewer Service. Unless the DISTRICT otherwise agrees in writing, the DISTRICT shall not be obligated to provide any water and/or sewer service to the DEVELOPER's Property or any part thereof, including model homes, until Facility Acceptance by the DISTRICT and DEVELOPER conveys to the DISTRICT the right-of-way and Facilities associated with the requested service. Upon acceptance of the right-of-way and appurtenant Facilities, the DISTRICT shall provide the service requested and assume the responsibility for operating and maintaining the affected Facilities. Service provided by the DISTRICT shall be in accordance with its Rules, Regulations and Policies and shall be comparable in quality of service to that provided all similarly situated customers.

PART D: FEES AND CREDITS

14. DEVELOPER's Fees, Charges, Costs and Expenses. The DEVELOPER shall be solely responsible for the payment to the DISTRICT of all fees, charges, costs and expenses related to this development.

a. DEVELOPER Cash Account Deposit: The DEVELOPER shall deposit with the DISTRICT, to be held in a Cash Account administered by the DISTRICT, the sum of 10% of the construction costs as an initial deposit within 10 business days following the DISTRICT's approval of this Agreement. The DEVELOPER acknowledges and hereby agrees that the DISTRICT is authorized, from time-to-time, to reimburse itself from the funds on deposit. The District shall provide a monthly accounting of how funds were disbursed. The DEVELOPER further agrees to periodically replenish within 30 calendar days upon the date an invoice is issued by the DISTRICT, the Cash Account in order to maintain a minimum amount as specified by the DISTRICT. The DISTRICT will not release any buildings for occupancy unless there is a balance

of at least \$1,000 in the Cash Account. Should any unexpended funds remain in the Cash Account upon termination of this Agreement, then such funds shall be reimbursed to the DEVELOPER within 90 days.

b. Current Fees and Charges: In the event of a change in the DISTRICT's schedule of fees and charges as stated in DISTRICT's existing Resolution 07-2007 adopted on March 8, 2007, such change shall automatically be incorporated into this Agreement as though set forth in full. Unless otherwise agreed to in writing by the DISTRICT, the DEVELOPER shall pay, when due, the then-current amount of the applicable fee or charge.

i. The DEVELOPER shall pay for the purchase of a quantity of imported water pursuant to the Sustainability Policy adopted by the Board of Directors as a Resolution No. 11-2008 on August 20, 2008. The imported water rate shall be the rate in effect at the time water is secured from the San Bernardino Valley Municipal Water District. Imported water for compliance with the Yucaipa Valley Water District's Sustainability Policy may be pre-paid to lock in the Development Sustainability fee or purchased prior to the issuance of building permits and pay the fee in effect at that time.

15. DISTRICT Financial Participation; Credits. The DISTRICT may agree to participate in certain facilities for this Project. Any participation or financial contribution to construct the water and wastewater infrastructure associated with this project is contained in Part G - Special Conditions of this Agreement.

PART E: PERMITS AND DOCUMENTATION

16. Permits, Licenses and CEQA Documentation. The DEVELOPER shall be solely responsible for securing and paying for all permits and licenses necessary to develop its project. The DEVELOPER shall be solely responsible for complying with the California Environmental Quality Act under the auspices of the City and/or County within which the Property is situated. However, upon request, the DEVELOPER shall furnish to the DISTRICT all relevant environmental documentation and information. The DEVELOPER, at its sole cost and expense, shall be solely responsible for defending against any and all legal challenges to the DEVELOPERS entitlements including permits, licenses and CEQA documents.

17. Documents Furnished by the DEVELOPER. The DEVELOPER shall furnish to the DISTRICT project documentation as required by the District specified below, within the time periods specified. Each and every document submittal shall consist of a fully executed original or certified copy (in recordable form, if applicable) and four copies.

Document(s)	Due Date
Certification of Streets to Rough Grade	Prior to Construction
Field Engineering Surveys ("Cut Sheets")	Prior to Construction
Liability Insurance Certificate(s)	Prior to Construction
Performance Bond	Prior to Construction
Labor and Materials Bond	Prior to Construction
City/County Encroachment Permits and Conditions	Prior to Construction

Soil Compaction Tests	Prior to Acceptance
Grant of Easements and Rights-of-Way	Prior to Acceptance
Warranty Bond	Prior to Acceptance and Recording
Bill of Sale	Prior to Acceptance
List of Approved Street Addresses and Assessor Parcel Numbers	Prior to Setting Meter
Notice of High/Low Water Pressure	Prior to Setting Meter
Notice of Water Pumping Facility	Prior to Construction
<u>Mechanic's Lien Releases</u>	<u>Upon Request of District</u>

NOTE: The DEVELOPER hereby acknowledges and agrees that the foregoing list is not intended to be exclusive; therefore, the DISTRICT reserves the right to request, from time-to-time, additional documents or documentation.

PART F: INSURANCE AND INDEMNIFICATION

18. **Indemnification and Hold Harmless.** The DEVELOPER and the DISTRICT agree that the DISTRICT should, to the extent permitted by law, be fully protected from any loss, injury, damage, claim, lawsuit, cost, expense, attorneys' fees, litigation costs, defense costs, court costs or any other costs arising out of or in any way related to the performance by DEVELOPER of this Agreement. Accordingly, the provisions of this indemnity provision are intended by the Parties to be interpreted and construed to provide the fullest protection possible under the law to the DISTRICT, except for liability attributable to the DISTRICT's intentional and/or negligent acts. DEVELOPER acknowledges that the DISTRICT would not enter into this Agreement in the absence of this commitment from the DEVELOPER to indemnify and protect the DISTRICT as set forth here.

Therefore, the DEVELOPER shall defend, indemnify and hold harmless the DISTRICT, its employees, agents and officials, from any liability, claims, suits, actions, arbitration proceedings, administrative proceedings, regulatory proceedings, losses, expenses or costs of any kind, whether actual, alleged or threatened, actual attorneys' fees incurred by the DISTRICT, court costs, interest, defense costs including expert witness fees and any other costs or expenses of any kind whatsoever without restriction or limitation incurred in relation to, as a consequence of or arising out of or in any way attributable actually, allegedly or impliedly, in whole or in part in the performance by DEVELOPER of this Agreement. All obligations under this provision are to be paid by the DEVELOPER as incurred by the DISTRICT. Notwithstanding the foregoing, the DEVELOPER shall have no obligation to defend, indemnify or hold harmless the DISTRICT, its employees, agents or officials from any liability arising, in whole or in part, from the DISTRICT'S intentional and/or negligent acts.

19. **Insurance.** The DEVELOPER agrees to provide insurance in accordance with the requirements set forth here throughout the term of this Agreement. If the DEVELOPER uses existing coverage to comply with these requirements and that coverage does not meet the requirements set forth herein, the DEVELOPER agrees to amend, supplement or endorse the existing coverage to do so. The following coverages will be provided by the DEVELOPER and maintained on behalf of the DISTRICT and in accordance with the requirements set forth herein.

a. **Commercial General Liability Insurance (Primary)** shall be provided on ISO-CGL Form No. CG 00 01 10 93. Policy limits shall be no less than \$1,000,000 per occurrence for all

coverages and \$2,000,000 general aggregate. The DISTRICT and its officials, employees and agents shall be added as additional insureds using ISO Form CG 20 10 10 93. Coverage shall apply on a primary non-contributing basis in relation to any other insurance or self-insurance, primary or excess, available to the DISTRICT or any employee or agent of the DISTRICT. Coverage shall not be limited to the vicarious liability or supervisory role of any additional insured. Coverage shall contain no contractors' limitation endorsement. There shall be no endorsement or modification limiting the scope of coverage for liability arising from explosion, collapse, or underground property damage.

b. Umbrella Liability Insurance (over Primary) shall apply to bodily injury/property damage, personal injury/advertising injury, at a minimum, and shall include a "drop down" provision providing primary coverage above a maximum \$25,000 self-insured retention for liability not covered by primary policies but covered by the umbrella policy. Coverage shall be following form to any underlying coverage. Coverage shall be provided on a "pay on behalf" basis, with defense costs payable in addition to policy limits. There shall be no cross-liability exclusion and no contractor's limitation endorsement. Policy limits shall be not less than \$1,000,000 per occurrence and \$1,000,000 in the aggregate, above any limits required in the underlying policies. The policy shall have starting and ending dates concurrent with the underlying coverages.

c. Workers' Compensation/Employer's Liability shall provide workers' compensation statutory benefits as required by law. Employer's liability limits shall be no less than \$1,000,000 per accident or disease. Employer's liability coverage shall be scheduled under any umbrella policy described above. Unless otherwise agreed, this policy shall be endorsed to waive any right of subrogation as respects the DISTRICT, its employees or agents.

d. The DEVELOPER and the DISTRICT further agree as follows:

i. All insurance coverage provided pursuant to this Agreement shall not prohibit the DEVELOPER, and the DEVELOPER's employees or agents, from waiving the right of subrogation prior to a loss. The DEVELOPER waives its right of subrogation against the DISTRICT.

ii. Unless otherwise approved by the DISTRICT in writing, the DEVELOPER's insurance shall be written by insurers authorized to do business in the State of California and with a minimum "Best's" Insurance Guide rating of "A:VII". Self-insurance will not be considered to comply with these insurance specifications.

iii. The DEVELOPER agrees to provide evidence of the insurance required herein, satisfactory to the DISTRICT, consisting of certificate(s) of insurance evidencing all of the coverages required and an additional insured endorsement to the DEVELOPER's general liability and umbrella liability policies. Certificate(s) are to reflect that the insurer will provide 30 days' notice of any cancellation of coverage. The DEVELOPER agrees to require its insurer to modify such certificate(s) to delete any exculpatory wording stating that failure of the insurer to mail written notice of cancellation imposes no obligation, and to delete the word "endeavor" with

regard to any notice provisions. The DEVELOPER agrees to provide complete certified copies of policies to the DISTRICT within 10 days of the DISTRICT's request for such copies.

iv. In the event of any loss that is not insured due to the failure of the DEVELOPER to comply with these requirements, the DEVELOPER agrees to be responsible for any all losses, claims, suits, damages, defense obligations and liability of any kind attributed to the DISTRICT, or the DISTRICT's officials, employees and agents as a result of such failure.

v. The DEVELOPER agrees not to attempt to avoid its defense and indemnity obligations to the DISTRICT and its employees, agents and officials by using as defense the DEVELOPER's statutory immunity under workers' compensation and similar statutes.

PART G: SPECIAL CONDITIONS

20. The following conditions, being contained herein, will be required by the District in order to receive water, recycled water and sewer service for the Project.

a. Potable Water Related Facilities: A potable water pipeline exists within Oak Glen Road at the southerly boundary of Parcel Map 19597. The DEVELOPER shall design and construct a new 8-inch minimum ductile iron pipeline or of suitable size greater than 8-inch, for potable water service and fire flow protection, to be connected to this point and extended northerly into and through Parcel Map 19597 to serve the individual parcels.

b. Recycled Water Related Facilities: The DEVELOPER shall design and construct a new 4-inch recycled water pipeline to be installed from within Oak Glen Road and extended northerly into and through Parcel Map 19597 to serve the individual parcels.

i. The recycled water pipeline will be temporarily connected to the potable water pipelines and converted to recycled water in the future by the DISTRICT. The location of the temporary connection shall be shown and clearly identified on the pipeline design plans by the DEVELOPER's Engineer.

c. Wastewater Related Facilities: A public sewer collection system exists within Oak Glen Road at the southerly boundary of Parcel Map 19597. A new 8-inch extra strength vitrified clay pipeline for sewer service shall be connected to this point and extended northerly into and through Parcel Map 19597 to serve the individual parcels.

d. Services to Parcel 1 of Parcel Map 19597: The DEVELOPER shall design the potable water, recycled water and sewer service laterals to Parcel 1 in such a way that they pose as little encumbrance upon the remainder Parcel 5 as possible while maintaining the minimum separation standards. The DEVELOPER will prepare and record a new easement document in favor of Parcel 1 across the remainder Parcel 5 for these utilities prior to the DISTRICT rendering service to Parcel 1. The services for Parcel 1 shall not cross or encumber Parcel 2 in any way.

e. Public Utility Easement: The DEVELOPER will prepare a new easement document in favor of the DISTRICT to reflect the new utility layout for the public utility mains from the southerly property line of Parcel Map 19597 to a point that is satisfactory to the DISTRICT. The DEVELOPER will design the width of the easement to twenty-two feet (22-feet) with an all-weather surface centered over the new alignment of the public utility mains.

f. Existing Facilities Not Used: The DEVELOPER shall abandon all unused water and sewer related service laterals back to their serving mainlines within Oak Glen Road pursuant to DISTRICT standards.

i. The parent assessor's parcel number of 0321-071-01 to Parcel Map 19597 has an existing 1.5-inch water service that will be abandoned to the main by the DEVELOPER. The facility capacity credit of 3.33 EDU's for potable water acquisition shall be applied to the parcels of Parcel Map 19597 according to the DEVELOPER's written direction.

g. Irrigation with Recycled Water: The DEVELOPER shall provide written notification to all buyers, with copies to the DISTRICT, identifying: (1) the securitization of water supplies in advance of construction pursuant to the DISTRICT's latest sustainability requirements; (2) facility capacity charges required prior to building permits; and (3) the anticipated use of recycled water for irrigation purposes.

h. The DISTRICT shall require all outstanding invoices related to the Project to be paid prior to releasing each lot for occupancy.

PART H: MISCELLANEOUS

21. Term and Termination of Agreement.

a. Unless extended by mutual agreement of the parties in writing, this Agreement shall terminate at 5:00 p.m., on the day before the sixth (6th) anniversary date of this Agreement; provided, however, that this Agreement shall automatically terminate, without further liability to either party, as follows:

i. Within 10 business days of the effective date of this Agreement if the DEVELOPER fails or refuses to make the Cash Account deposit, or if the Cash Account is not replenished to a positive balance after the issuance of an invoice by the DISTRICT for a period of 75 calendar days; or

ii. Within 12 months of the effective date of this Agreement, if the initial construction contemplated hereunder has not commenced within such time; or

iii. Immediately, upon abandonment by the DEVELOPER of the DEVELOPER's Property and/or the work hereunder. "Abandonment" is defined as the act of bankruptcy or to fail to improve the Property in a manner consistent with the proposed development plan; and/or

iv. Within 45 days of the date of the issuance of a Notice of Default by the DISTRICT to the DEVELOPER in the event the DEVELOPER fails or refuses to perform, keep or observe any of the terms, conditions or covenants set forth in this Agreement.

b. Any termination of this Agreement shall not be construed as a waiver of any claim the DISTRICT may have against the DEVELOPER or that the DEVELOPER may have against the DISTRICT.

c. In the event of termination, and in order to counteract any threat to the public's health, safety or welfare, the DISTRICT shall have the right, without liability to complete, at the DEVELOPER's non-reimbursable expense, all or a portion of the Facilities constructed pursuant to this Agreement on the condition that a claim has been made against the performance bond issued by the DEVELOPER for this Property.

d. Notwithstanding the foregoing, the Indemnification clauses contained herein shall survive the termination of this Agreement.

22. Status of the Parties. This Agreement is not intended to create, and nothing herein contained shall be construed to create, an association, a trust, a joint venture, a partnership or other entity of any kind, or to constitute either party as the agent, employee or partner of the other.

23. Amendment; Assignment.

a. Amendment. This Agreement may be amended, from time-to-time, by mutual agreement of the DISTRICT and the DEVELOPER, in writing signed by both Parties. The DISTRICT and the DEVELOPER further agree that to the extent this Agreement does not address all aspects of the DEVELOPER's Property, the Parties shall meet and confer and negotiate in good faith, and execute a written amendment or supplement to this Agreement.

b. Assignment. This Agreement shall not be assigned, whether in whole or in part.

24. Force Majeure. If either the DISTRICT or the DEVELOPER is delayed, hindered or prevented from performing any term of this Agreement by any cause beyond either party's control including, without limitation, any strike, walkout, prohibitions imposed by law, rules or regulations, riot, war, act of God or the default of the other party, then such performance may be excused or the time of performance tolled during the period of delay.

25. Incorporation of Prior Agreements. This Agreement contains all of the agreements of the parties with respect to any matter covered or mentioned in this Agreement, and no prior agreement or understanding pertaining to any such matter shall be effective for any purpose.

26. Waiver. No waiver by either Party of any provisions of this Agreement shall be deemed to be a waiver of any other provision hereof or of any subsequent breach by either Party of the same or any other provisions.

27. Severance. If any provision of this Agreement is determined to be void by any court of competent jurisdiction then such determination shall not affect any other provision of this Agreement provided that the purpose of this Agreement is not frustrated.

28. DISTRICT's Disclaimer. Utilizing fees and Facilities provided to the DISTRICT by the DEVELOPER, the DISTRICT will supply potable water, recycled (non-potable) water, and wastewater collection and treatment services to the DEVELOPER's Property and development thereon. However, the DISTRICT shall not be obligated to utilize public funds to subsidize the DEVELOPER's Project. The DISTRICT shall not be required to authorize the issuance of grading, building or occupancy permits during the period of time that the Board of Directors have declared a 20% reduction or greater of overall water use for a portion or all of the DISTRICT's service area. The DISTRICT agrees, however, to make every effort to minimize drought impacts.

29. Preparation of This Agreement. This Agreement shall not be construed against the Party preparing it, but shall be construed as if both Parties prepared it.

30. Alternative Dispute Resolution.

a. Any dispute as to the construction, interpretation or implementation of this Agreement, or any rights or obligations hereunder, shall be submitted to mediation. Unless the Parties enter into a written stipulation to the contrary, prior to the filing of any complaint to initiate legal action, all disputes shall first be submitted to non-binding mediation, conducted by the Judicial Arbitration and Mediation Services, Inc./Endispute, or its successor, or any other neutral, impartial mediation service that the Parties mutually agree upon in accordance with its rules for such mediation. Mediation fees shall be shared equally by the DEVELOPER and the DISTRICT.

IN WITNESS WHEREOF, the parties have executed is Agreement to be effective on the day and year first above written.

YUCAIPA VALLEY WATER DISTRICT

Dated: _____

By: _____
Lonni Granlund, Board President

DEVELOPER:

Dated: _____

By: _____

Print Name

Print Title

Date: September 16, 2015

Prepared By: Brent Anton, Engineering Manager

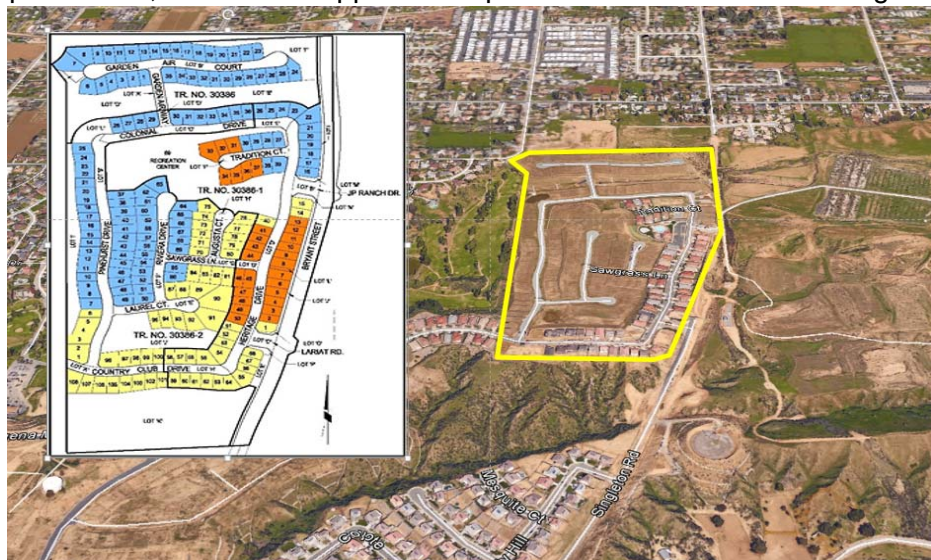
Subject: Consideration of Amendment No. 3 to Development Agreement No. 2012-06 for Tract No. 30386 with Highpointe Communities, and Development Agreement No. 2015-06 with D. R. Horton for the Development of Seventy-Five Residential Homes within Tract No. 30386

Recommendation: That the Board approves Amendment No. 3 to Development Agreement No. 2012-06 for Tract No. 30386 and Development Agreement No. 2015-06.

On November 7, 2012, the Board of Directors approved a development agreement for a proposed development of 211 residential homes (Tract No. 30386) located easterly of the Calimesa Country Club and west of Singleton Road, Calimesa [Director Memorandum 12-102].

Amendment No. 1 to Development Agreement No. 2012-06 with Highpointe Communities was approved on May 21, 2014 [Director Memorandum 14-041]. Amendment No. 2 to Development Agreement 2012-06 with Highpointe Communities covered the sale of 65 lots to D.R. Horton and was approved by the Board on June 24, 2014 [Director Memorandum 14-052].

Agreement No. 2015-06 has been prepared for an additional seventy-five lots purchased by D.R. Horton and Amendment No. 3 will be executed with Highpointe Communities reflecting these lots purchased by D.R. Horton. Both Agreement No. 2015-06 and Amendment No. 3 will be presented at the workshop on September 8, 2015 and approval requested at the board meeting on September 16, 2015.



DEVELOPMENT AGREEMENT NO. 2015-07AMENDMENT NO. 3 TO THE AGREEMENT TO PROVIDE WATER,
SEWER AND RECYCLED WATER FACILITIES AND SERVICE TO THE
DEVELOPMENT OF TRACT NO. 30386

This AMENDMENT No. 3 ("Amendment No. 3") to the AGREEMENT TO PROVIDE WATER, SEWER AND RECYCLED WATER FACILITIES AND SERVICE TO THE PRIVATE DEVELOPMENT OF TRACT NUMBER 30386 ("Agreement") is entered into as of September 2nd, 2015 ("Effective Date"), by and between the YUCAIPA VALLEY WATER DISTRICT, a public agency ("DISTRICT"), and HIGHPOINTE JPR 308, LLC, ("DEVELOPER"). DISTRICT and DEVELOPER are sometimes referred to herein individually as a "Party" and jointly as the "Parties".

The Parties have previously entered into the Agreement for Tract 30386 having an effective date of December 15, 2012. The Parties desire to amend the Agreement by confirming the lot sales of individual lots within both Tract 30386-1 and Tract 30386-2 to a new Developer and thereby releasing responsibility for completion of the lots to the new owner of the identified lots.

NOW, THEREFORE, the Parties enter into this Amendment No. 3 for the purpose of amending and revising the Agreement as specifically set forth herein, and except as specifically provided herein, the Agreement shall remain in full force and effect as originally stated.

1. Release of Responsibility shall mean the transfer of responsibility to the now current Developer of the individual lots listed below pursuant to Developer's Agreement 2015-06.
2. Release of Responsibility for Completion to District Standards and Requirements for the facilities located within the area shown on "EXHIBIT A" highlighted in yellow and bounded by red. (see "EXHIBIT A" attached)
 - i. Tract 30386-1 – Individual lots to be released of responsibility
 - a. Lots 23-30, 38 and 39 (10 Lots)
 - ii. Tract 30386-2 – Individual lots to be released of responsibility
 - a. Lots 7-69, 85 and 86 (65 Lots)
3. Release of Responsibility of these individual lots does not release responsibility for any outstanding requirements of the original Developer's Agreement Number 2012-06 or the subsequent Developer's Agreement Number 2014-05 and Developer's Agreement Number 2014-07 other than those described above. Nor does it release responsibility for outstanding invoices that may exist as a result of work previously performed for the related lots. All future work to take place on these lots by the DISTRICT shall be charged to the new DEVELOPER as of the date of execution of this agreement amendment by the DISTRICT.

IN WITNESS WHEREOF, the parties have executed is Agreement to be effective on the day and year first above written.

YUCAIPA VALLEY WATER DISTRICT

DEVELOPER

By _____

By _____

Print Name

Print Name

Board President

Title

Senior Vice President

Title

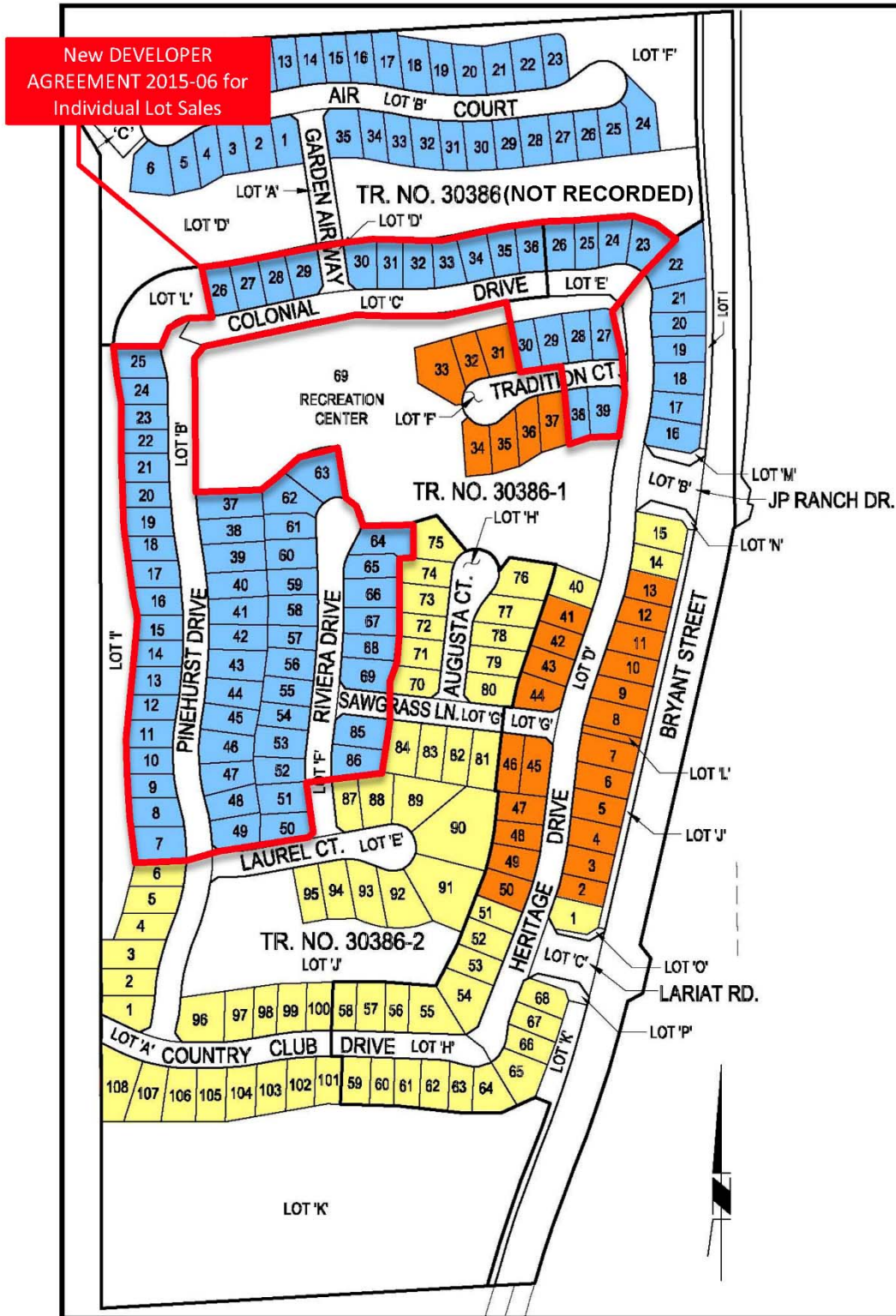
Yucaipa Valley Water District

Agency

Highpointe JPR 308, LLC

Company

“Exhibit A”



AGREEMENT NO. 2015-06

AGREEMENT TO PROVIDE WATER AND RECYCLED WATER AND SEWER SERVICE TO THE PRIVATE DEVELOPMENT WITHIN TRACT MAP 30386-1 AND 30386-2, 75 RESIDENTIAL LOTS

This Agreement is made and effective this September 2nd, by and between the YUCAIPA VALLEY WATER DISTRICT, a public agency ("DISTRICT") and Western Pacific Housing Incorporated, a Delaware Corporation, dba – D.R. Horton America's Builder ("DEVELOPER"). Each is sometimes referred to herein as a "Party" and jointly as the "Parties".

Contact information for the parties is as follows:

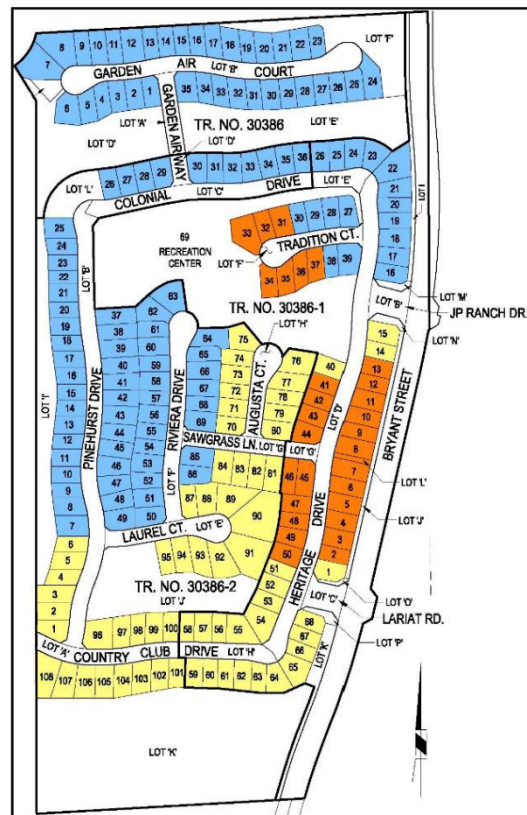
DISTRICT:
 Yucaipa Valley Water District
 12770 Second Street
 Post Office Box 730
 Yucaipa, California 92399-0730
 Attn: Joseph B. Zoba, General Manager
 Telephone: (909) 797-5119
 Facsimile: (909) 797-6381

DEVELOPER:
 D.R. Horton America's Builder
 2280 Wardlow Circle
 Suite 100
 Corona, California 92880
 Attn: Barbara Murakami, Asst. Vice President
 Telephone: (951) 739-5443
 Facsimile: (800) 773-0485

PROJECT OVERVIEW

The proposed construction of Tract 30386-1 (lots 23-30, 38 and 39) and 30386-2 (lots 7-69, 85 and 86) involves the development of 75 residential homes west of Singleton Road. This project is located in the City of Calimesa, Riverside County.

The Yucaipa Valley Water District has been involved in the review process for this project and has established the following development related project files: P-65-268, Work Order #65-16122



AGREEMENT

NOW, THEREFORE, in consideration of the mutual promises and covenants contained herein, the DEVELOPER and the DISTRICT agree as follows:

1. During the course of construction, all construction work of the Facilities to be conveyed to, and owned and operated by the DISTRICT ("Facilities"), will be inspected by DISTRICT personnel and/or by DISTRICT's consultants at the sole cost of the DEVELOPER. The DEVELOPER acknowledges that the DISTRICT's inspector(s) shall have the authority to require that any and all unacceptable materials, workmanship, construction and/or installation not in conformance with standard practices, qualities and standards in the industry, as reasonably determined by the DISTRICT, shall be replaced, repaired or corrected at DEVELOPER's sole cost and expense.

2. The DEVELOPER hereby agrees that Facilities shall be planned, designed and constructed, at its sole cost and expense, in accordance with all applicable laws, rules, regulations and policies, including the DISTRICT's Design Manual and Construction Guidelines, in effect at the time of construction. The DEVELOPER shall strictly comply with all applicable law, rules and regulations, concerning the provision of services, materials and the payment of wages. The DEVELOPER shall keep fully informed of and obey all laws, rules and regulations, and shall indemnify the DISTRICT against any liability arising from DEVELOPER's violation of any such law, rule or regulation.

3. Prior to proceeding with any construction, the DEVELOPER shall schedule and conduct a preconstruction conference with the DISTRICT's Engineer and/or designees or agents.

4. Ownership; Operation and Maintenance: Once constructed and accepted by the DISTRICT, title to the Facilities (and associated right-of-way) shall be conveyed by the DEVELOPER to the DISTRICT, and the DISTRICT will operate and maintain the Facilities and will provide service to the DEVELOPER's Property in accordance with the DISTRICT's rules and regulations and the provisions of this Agreement.

a. Potable Water Related Facilities: The following requirements are established for the potable water related facilities associated with this project.

i. The potable water facilities related to the construction of the water service laterals to the residential lots were installed with a 3/4-inch copper service line from the water main to the appropriate meter boxes behind curb pursuant to DISTRICT standards at the time of original construction and prior to the State of California requirement for all residential homes to be fire sprinkler compliant.

If, for any reason, the service laterals to the residential lots should not meet the water flow demands necessary to serve the property or need to be increased in size (e.g. - to provide adequate flows to fire sprinkler systems), a new 1-inch service shall be installed pursuant to the current DISTRICT Standard Drawing W-5. The existing 3/4-inch water service would then be properly abandoned at the main. All costs associated with this process will be the direct financial responsibility of the OWNER at the time of construction.

Regardless of the approval of the 3/4-inch water service or not, the existing meter boxes will be required to be replaced with the appropriate meter box pursuant to the current DISTRICT Standard Drawing W-5 including the installation of the necessary bushing at the downstream side of the angle valves to allow for the installation of the 1-inch meters.

ii. Prior to any meters being set by the DISTRICT, the DEVELOPER shall provide documentation from the Fire Marshal having jurisdiction that the water supply demands can be met for the domestic needs and the fire sprinkler suppression systems for each residential lot taking into account the substandard designs of the 3/4-inch water services if they are used and not upgraded to the current DISTRICT standards.

iii. When all of the items to be completed within the project limits have been identified by the "District Walk Through", they will be required to be addressed and corrected by the OWNER's contractor under inspection by the DISTRICT prior to the DISTRICT accepting the potable water facilities from the Development.

b. Recycled Water Related Facilities: The follow requirements are established for the recycled related facilities associated with this project.

i. The existing recycled water infrastructure is currently being served through a temporary connection to the potable water system located between lot numbers 1 and 2 of tract 30386-2. The temporary connection is protected by a 4-inch backflow device. This backflow device shall be tested and certified as fully operational without deficiency by the DEVELOPER and turned over to the ownership and operational control of the DISTRICT upon execution of this agreement.

At such time as the final connection to the DISTRICT's existing recycled water infrastructure becomes feasible, the DISTRICT will be responsible for removing the temporary connection to the potable system.

ii. All open space areas requiring permanent and temporary irrigation shall be served from the recycled water system. Each area to be served by recycled water shall have completed plans to be designed by the DEVELOPER and approved by the DISTRICT prior to the service(s) being made active to the site pursuant to all applicable DISTRICT design standards and service requirements.

iii. When all of the items to be completed within the project limits have been identified by the "District Walk Through", they will be required to be addressed and corrected by the OWNER's contractor under inspection by the DISTRICT prior to the DISTRICT accepting the potable water facilities from the Development.

c. Sewer Related Facilities: The following requirements are established for the sewer related facilities associated with this project.

i. The DISTRICT has identified sewer mainline deficiencies downstream of the Project in the City of Calimesa. To secure the appropriate funding for the upgrade of these sewer mainline facilities, the DEVELOPER shall pay to the DISTRICT a fee of \$1,500 per Equivalent Dwelling Unit for the construction of upgraded sewer mainline facilities. This fee shall be paid prior to the issuance of building permits.

ii. When all of the items to be completed within the project limits have been identified by the "District Walk Through", they will be required to be addressed and corrected by the OWNER's contractor under inspection by the DISTRICT prior to the DISTRICT accepting the potable water facilities from the Development.

d. Current Fees and Charges: In the event of a change in the DISTRICT's schedule of fees and charges as stated in DISTRICT's existing Resolution 07-2007 adopted on March 8,

2007, such change shall automatically be incorporated into this Agreement as though set forth in full. Unless otherwise agreed to in writing by the DISTRICT, the DEVELOPER shall pay, when due, the then-current amount of the applicable fee or charge.

i. The Bonding requirements of Resolution 07-2007 have been reviewed and it is agreed that the DISTRICT will require only Performance Bonds (Water and Sewer) for 75 Units in the amount agreed upon between Highpointe and the DISTRICT (\$269,247 total).

ii. The DEVELOPER shall pay for the purchase of a quantity of imported water pursuant to the Sustainability Policy adopted by the Board of Directors as a Resolution No. 11-2008 on August 20, 2008. The imported water rate shall be the rate in effect at the time water is secured from the San Geronio Pass Water Agency. Imported water for compliance with the Yucaipa Valley Water District's Sustainability Policy may be pre-paid to lock in the Development Sustainability fee or purchased prior to the issuance of building permits and pay the fee in effect at that time.

DEVELOPER Cash Account Deposit: The DEVELOPER shall deposit with the DISTRICT, to be held in a Cash Account administered by the DISTRICT, the sum of 10% of the construction costs as an initial deposit within 10 business days following the DISTRICT's approval of this Agreement. The DEVELOPER acknowledges and hereby agrees that the DISTRICT is authorized, from time-to-time, to reimburse itself from the funds on deposit. The DISTRICT, shall provide a monthly accounting of how funds were disbursed. The DEVELOPER further agrees to periodically replenish within 30 calendar days upon the date an invoice is issued by the DISTRICT, the CASH ACCOUNT in order to maintain a minimum amount as specified by the DISTRICT. The DISTRICT will not release any homes for occupancy unless there is a balance of at least \$1,000 in the Cash Account. Should any unexpended funds remain in the Cash Account upon termination of this Agreement, then such funds shall be reimbursed to the DEVELOPER within 90 days.

5. The DEVELOPER shall be solely responsible for the payment to the DISTRICT of all fees, charges, costs and expenses related to this development. In the event of a change in the DISTRICT's schedule of fees and charges, such change shall automatically be incorporated into this Agreement as though set forth in full.

6. The DEVELOPER and the DISTRICT agree that the DISTRICT, its employees, agents and officials, shall be fully protected and indemnified from any loss, injury, damage, claim, fine, penalty, lawsuit, cost, expense, attorneys' fees, litigation costs, defense costs, court costs or any other costs arising out of or in any way related to the performance by DEVELOPER of this Agreement. Accordingly, the provisions of this indemnity provision are intended by the parties to be interpreted and construed to provide the fullest protection possible under the law to the DISTRICT. DEVELOPER acknowledges that the DISTRICT would not enter into this Agreement in the absence of this commitment from the DEVELOPER to indemnify and protect the DISTRICT as set forth herein.

7. Unless extended by mutual agreement of the parties in writing, this Agreement shall terminate at 5:00 p.m., on the day before the sixth (6th) anniversary date of this Agreement; provided, however, that this Agreement shall automatically terminate, as follows:

a. Upon expiration of the recorded map regardless of the decision to extend the expiration date by the land use authority; or

b. Immediately, upon abandonment by the DEVELOPER of the DEVELOPER's project and/or the work hereunder; or

c. Within 45 days of the date of the issuance of a Notice of Default by the DISTRICT to the DEVELOPER in the event the DEVELOPER fails or refuses to perform, keep or observe any of the terms, conditions or covenants set forth in this Agreement.

In the event of termination, and in order to counteract any threat to the public's health, safety or welfare, the DISTRICT shall have the right, without liability to the DEVELOPER, to complete, at the DEVELOPER's non-reimbursable expense, all or a portion of the Facilities constructed pursuant to this Agreement.

Notwithstanding the foregoing, the Indemnification clauses contained herein shall survive the termination of this Agreement.

8. This Agreement may be amended in writing signed by both parties.

9. Assignment. This Agreement shall not be assigned, whether in whole or in part.

10. This Agreement is not intended to create, and nothing herein contained shall be construed to create, an association, a trust, a joint venture, a partnership or other entity of any kind, and either party is intended to be the agent, employee or partner of the other. This Agreement is only for the benefit of the parties to this Agreement, their successors and assigns. No other person or entity shall be entitled to rely on any matter set forth in this Agreement.

11. All disputes related to this Agreement shall first be submitted to non-binding mediation.

IN WITNESS WHEREOF, the parties have executed is Agreement to be effective on the day and year first above written.

DEVELOPER

YUCAIPA VALLEY WATER DISTRICT

By _____

By _____

Barbara M. Murakami

Print Name

Print Name

Assistant Vice President

Title

Board President

Title

**Western Pacific Housing, Inc. a
Delaware corporation (dba D.R. Horton
"America's Builder"**

Company

Yucaipa Valley Water District

Agency

Director Comments



Yucaipa Valley Water District



FACTS ABOUT THE YUCAIPA VALLEY WATER DISTRICT

Service Area Size: 40 square miles (sphere of influence is 68 square miles)

Elevation Change: 3,140 foot elevation change (from 2,044 to 5,184 feet)

Number of Employees: 5 elected board members
57 full time employees

Operating Budget: Water Division - \$13,072,750
Sewer Division - \$11,689,000
Recycled Water Division - \$433,500
Total Annual Budget - \$25,195,250

Number of Services: 12,206 water connections serving 16,843 units
13,492 sewer connections serving 20,312 units
62 recycled water connections

Water System: 215 miles of drinking water pipelines
27 reservoirs - 34 million gallons of storage capacity
18 pressure zones
12,000 ac-ft annual water demand (3.9 billion gallons)
Two water filtration facilities:
- 1 mgd at Oak Glen Surface Water Filtration Facility
- 12 mgd at Yucaipa Valley Regional Water Filtration Facility

Sewer System: 8.0 million gallon treatment capacity - current flow at 4.0 mgd
205 miles of sewer mainlines
5 sewer lift stations
4,500 ac-ft annual recycled water prod. (1.46 billion gallons)

Recycled Water: 22 miles of recycled water pipelines
5 reservoirs - 12 million gallons of storage
1,200 ac-ft annual recycled demand (0.4 billion gallons)

Brine Disposal: 2.2 million gallon desalination facility at sewer treatment plant
1.108 million gallons of Inland Empire Brine Line capacity
0.295 million gallons of treatment capacity in Orange County



THE MEASUREMENT OF WATER PURITY

One part per hundred is generally represented by the percent (%).
This is equivalent to about fifteen minutes out of one day.

One part per thousand denotes one part per 1000 parts.
This is equivalent to about one and a half minutes out of one day.

One part per million (ppm) denotes one part per 1,000,000 parts.
This is equivalent to about 32 seconds out of a year.

One part per billion (ppb) denotes one part per 1,000,000,000 parts.
This is equivalent to about three seconds out of a century.

One part per trillion (ppt) denotes one part per 1,000,000,000,000 parts.
This is equivalent to about three seconds out of every hundred thousand years.

One part per quadrillion (ppq) denotes one part per 1,000,000,000,000,000 parts.
This is equivalent to about two and a half minutes out of the age of the Earth (4.5 billion years).





GLOSSARY OF COMMONLY USED TERMS

Every profession has specialized terms which generally evolve to facilitate communication between individuals. The routine use of these terms tends to exclude those who are unfamiliar with the particular specialized language of the group. Sometimes jargon can create communication cause difficulties where professionals in related fields use different terms for the same phenomena.

Below are commonly used water terms and abbreviations with commonly used definitions. If there is any discrepancy in definitions, the District's Regulations Governing Water Service is the final and binding definition.

Acre Foot of Water - The volume of water (325,850 gallons, or 43,560 cubic feet) that would cover an area of one acre to a depth of 1 foot.

Activated Sludge Process – A secondary biological sewer treatment process where bacteria reproduce at a high rate with the introduction of excess air or oxygen, and consume dissolved nutrients in the wastewater.

Annual Water Quality Report - The document is prepared annually and provides information on water quality, constituents in the water, compliance with drinking water standards and educational material on tap water. It is also referred to as a Consumer Confidence Report (CCR).

Aquifer - The natural underground area with layers of porous, water-bearing materials (sand, gravel) capable of yielding a supply of water; see Groundwater basin.

Backflow - The reversal of water's normal direction of flow. When water passes through a water meter into a home or business it should not reverse flow back into the water mainline.

Best Management Practices (BMPs) - Methods or techniques found to be the most effective and practical means in achieving an objective. Often used in the context of water conservation.

Biochemical Oxygen Demand (BOD) – The amount of oxygen used when organic matter undergoes decomposition by microorganisms. Testing for BOD is done to assess the amount of organic matter in water.

Biosolids – Biosolids are nutrient rich organic and highly treated solid materials produced by the sewer treatment process. This high-quality product can be used as a soil amendment on farm land or further processed as an earth-like product for commercial and home gardens to improve and maintain fertile soil and stimulate plant growth.

Catch Basin – A chamber usually built at the curb line of a street, which conveys surface water for discharge into a storm sewer.

Capital Improvement Program (CIP) – Projects for repair, rehabilitation, and replacement of assets. Also includes treatment improvements, additional capacity, and projects for the support facilities.

Collector Sewer – The first element of a wastewater collection system used to collect and carry wastewater from one or more building sewer laterals to a main sewer.

Coliform Bacteria – A group of bacteria found in the intestines of humans and other animals, but also occasionally found elsewhere and is generally used as an indicator of sewage pollution.

Combined Sewer Overflow – The portion of flow from a combined sewer system, which discharges into a water body from an outfall located upstream of a wastewater treatment plant, usually during wet weather conditions.

Combined Sewer System– Generally older sewer systems designed to convey both sewage and storm water into one pipe to a wastewater treatment plant.

Conjunctive Use - The coordinated management of surface water and groundwater supplies to maximize the yield of the overall water resource. Active conjunctive use uses artificial recharge, where surface water is intentionally percolated or injected into aquifers for later use. Passive conjunctive use is to simply rely on surface water in wet years and use groundwater in dry years.

Consumer Confidence Report (CCR) - see Annual Water Quality Report.

Cross-Connection - The actual or potential connection between a potable water supply and a non-potable source, where it is possible for a contaminant to enter the drinking water supply.

Disinfection By-Products (DBPs) - The category of compounds formed when disinfectants in water systems react with natural organic matter present in the source water supplies. Different disinfectants produce different types or amounts of disinfection byproducts. Disinfection byproducts for which regulations have been established have been identified in drinking water, including trihalomethanes, haloacetic acids, bromate, and chlorite

Drought - a period of below average rainfall causing water supply shortages.

Dry Weather Flow – Flow in a sanitary sewer during periods of dry weather in which the sanitary sewer is under minimum influence of inflow and infiltration.

Fire Flow - The ability to have a sufficient quantity of water available to the distribution system to be delivered through fire hydrants or private fire sprinkler systems.

Gallons per Capita per Day (GPCD) - A measurement of the average number of gallons of water use by the number of people served each day in a water system. The calculation is made by dividing the total gallons of water used each day by the total number of people using the water system.

Groundwater Basin - An underground body of water or aquifer defined by physical boundaries.

Groundwater Recharge - The process of placing water in an aquifer. Can be a naturally occurring process or artificially enhanced.

Hard Water - Water having a high concentration of minerals, typically calcium and magnesium ions.

Hydrologic Cycle - The process of evaporation of water into the air and its return to earth in the form of precipitation (rain or snow). This process also includes transpiration from plants, percolation into the ground, groundwater movement, and runoff into rivers, streams and the ocean; see Water cycle.

Infiltration – Water other than sewage that enters a sewer system and/or building laterals from the ground through defective pipes, pipe joints, connections, or manholes. Infiltration does not include inflow. See *Inflow*.

Inflow - Water other than sewage that enters a sewer system and building sewer from sources such as roof vents, yard drains, area drains, foundation drains, drains from springs and swampy areas, manhole covers, cross connections between storm drains and sanitary sewers, catch basins, cooling towers, storm waters, surface runoff, street wash waters, or drainage. Inflow does not include infiltration. See *Infiltration*.

Inflow / Infiltration (I/I) – The total quantity of water from both inflow and infiltration.

Mains, Distribution - A network of pipelines that delivers water (drinking water or recycled water) from transmission mains to residential and commercial properties, usually pipe diameters of 4" to 16".

Mains, Transmission - A system of pipelines that deliver water (drinking water or recycled water) from a source of supply the distribution mains, usually pipe diameters of greater than 16".

Meter - A device capable of measuring, in either gallons or cubic feet, a quantity of water delivered by the District to a service connection.

Overdraft - The pumping of water from a groundwater basin or aquifer in excess of the supply flowing into the basin. This pumping results in a depletion of the groundwater in the basin which has a net effect of lowering the levels of water in the aquifer.

Peak Flow – The maximum flow that occurs over a specific length of time (e.g., daily, hourly, instantaneously).

Pipeline - Connected piping that carries water, oil or other liquids. See Mains, Distribution and Mains, Transmission.

Point of Responsibility, Metered Service - The connection point at the outlet side of a water meter where a landowner's responsibility for all conditions, maintenance, repairs, use and replacement of water service facilities begins, and the District's responsibility ends.

Potable Water - Water that is used for human consumption and regulated by the California Department of Public Health.

Pressure Reducing Valve - A device used to reduce the pressure in a domestic water system when the water pressure exceeds desirable levels.

Pump Station - A drinking water or recycled water facility where pumps are used to push water up to a higher elevation or different location.

Reservoir - A water storage facility where water is stored to be used at a later time for peak demands or emergencies such as fire suppression. Drinking water and recycled water systems will typically use concrete or steel reservoirs. The State Water Project system considers lakes, such as Shasta Lake and Folsom Lake to be water storage reservoirs.

Runoff - Water that travels downward over the earth's surface due to the force of gravity. It includes water running in streams as well as over land.

Sanitary Sewer System - Sewer collection system designed to carry sewage, consisting of domestic, commercial, and industrial wastewater. This type of system is not designed nor intended to carry water from rainfall, snowmelt, or groundwater sources. See *Combined Sewer System*.

Sanitary Sewer Overflow – Overflow from a sanitary sewer system caused when total wastewater flow exceeds the capacity of the system. See *Combined Sewer Overflow*.

Santa Ana River Interceptor (SARI) Line – A regional brine line designed to convey 30 million gallons per day of non-reclaimable wastewater from the upper Santa Ana River basin to the sewer treatment plant operated by Orange County Sanitation District.

Secondary Treatment – Biological sewer treatment, particularly the activated-sludge process, where bacteria and other microorganisms consume dissolved nutrients in wastewater.

Supervisory Control and Data Acquisition (SCADA) - A computerized system which provides the ability to remotely monitor and control water system facilities such as reservoirs, pumps and other elements of water delivery.

Service Connection - The water piping system connecting a customer's system with a District water main beginning at the outlet side of the point of responsibility, including all plumbing and equipment located on a parcel required for the District's provision of water service to that parcel.

Sludge – Untreated solid material created by the treatment of sewage.

Smart Irrigation Controller - A device that automatically adjusts the time and frequency which water is applied to landscaping based on real-time weather such as rainfall, wind, temperature and humidity.

Special District - A political subdivision of a state established to provide a public services, such as water supply or sanitation, within a specific geographic area.

Surface Water - Water found in lakes, streams, rivers, oceans or reservoirs behind dams.

Total Suspended Solids (TSS) – The amount of solids floating and in suspension in water or sewage.

Transpiration - The process by which water vapor is released into the atmosphere by living plants.

Trickling Filter – A biological secondary treatment process in which bacteria and other microorganisms, growing as slime on the surface of rocks or plastic media, consume nutrients in primary treated sewage as it trickles over them.

Underground Service Alert (USA) - A free service that notifies utilities such as water, telephone, cable and sewer companies of pending excavations within the area (dial 8-1-1 at least 2 working days before you dig).

Urban Runoff - Water from city streets and domestic properties that typically carries pollutants into the storm drains, rivers, lakes, and oceans.

Valve - A device that regulates, directs or controls the flow of water by opening, closing or partially obstructing various passageways.

Wastewater – Any water that enters the sanitary sewer.

Water Banking - The practice of actively storing or exchanging in-lieu surface water supplies in available groundwater basin storage space for later extraction and use by the storing party or for sale or exchange to a third party. Water may be banked as an independent operation or as part of a conjunctive use program.

Water cycle - The continuous movement water from the earth's surface to the atmosphere and back again; see Hydrologic cycle.

Water Pressure - Pressure created by the weight and elevation of water and/or generated by pumps that deliver water to the tap.

Water Service Line - The pipeline that delivers potable water to a residence or business from the District's water system. Typically the water service line is a 1" to 1½" diameter pipe for residential properties.

Watershed - A region or land area that contributes to the drainage or catchment area above a specific point on a stream or river.

Water Table - The upper surface of the zone of saturation of groundwater in an unconfined aquifer.

Water Transfer - A transaction, in which a holder of a water right or entitlement voluntarily sells/exchanges to a willing buyer the right to use all or a portion of the water under that water right or entitlement.

Water Well - A hole drilled into the ground to tap an underground water aquifer.

Wetlands - Lands which are fully saturated or under water at least part of the year, like seasonal vernal pools or swamps.

Wet Weather Flow – Dry weather flow combined with stormwater introduced into a combined sewer system, and dry weather flow combined with infiltration/inflow into a separate sewer system.





COMMONLY USED ABBREVIATIONS

AQMD	Air Quality Management District
BOD	Biochemical Oxygen Demand
CARB	California Air Resources Board
CCTV	Closed Circuit Television
CWA	Clean Water Act
EIR	Environmental Impact Report
EPA	U.S. Environmental Protection Agency
FOG	Fats, Oils, and Grease
GPD	Gallons per day
MGD	Million gallons per day
O & M	Operations and Maintenance
OSHA	Occupational Safety and Health Administration
POTW	Publicly Owned Treatment Works
PPM	Parts per million
RWQCB	Regional Water Quality Control Board
SARI	Santa Ana River Inceptor
SAWPA	Santa Ana Watershed Project Authority
SBVMWD	San Bernardino Valley Municipal Water District
SCADA	Supervisory Control and Data Acquisition system
SSMP	Sanitary Sewer Management Plan
SSO	Sanitary Sewer Overflow
SWRCB	State Water Resources Control Board
TDS	Total Dissolved Solids
TMDL	Total Maximum Daily Load
TSS	Total Suspended Solids
WDR	Waste Discharge Requirements
YVWD	Yucaipa Valley Water District