



Yucaipa Valley Water District

12770 Second Street, Yucaipa, California 92399 Phone: (909) 797-5117

Notice and Agenda of a Regular Meeting of the Board of Directors

Tuesday, September 20, 2016 at 6:00 p.m.

- I. **CALL TO ORDER** - Pledge of Allegiance
- II. **ROLL CALL**
- III. **PUBLIC COMMENTS** - At this time, members of the public may address the Board of Directors on matters within its jurisdiction. To provide comments on specific agenda items, please complete a speaker's request form and provide the completed form to the Board Secretary prior to the board meeting.
- IV. **CONSENT CALENDAR** - All matters listed under the Consent Calendar are considered by the Board of Directors to be routine and will be enacted in one motion. There will be no discussion of these items prior to the time the board considers the motion unless members of the board, the administrative staff, or the public request specific items to be discussed and/or removed from the Consent Calendar.
 - A. Minutes of Meetings
 - 1. Regular Board Meeting – September 7, 2016
 - 2. Board Workshop – September 13, 2016
 - B. Payment of Bills
 - 1. Approve/Ratify Invoices for Board Awarded Contracts
 - 2. Ratify General Expenses for August 2016
- V. **STAFF REPORT**
- VI. **DISCUSSION ITEMS**
 - A. Unaudited Financial Report for the Period Ending on August 31, 2016 [[Director Memorandum No. 16-089 - Page 19 of 100](#)]
 - RECOMMENDED ACTION: That the Board receives and files the unaudited financial report as presented.

Any person with a disability who requires accommodation in order to participate in this meeting should telephone Tysa Baeumel at (909) 797-5117 at least 48 hours prior to the meeting in order to make a request for a disability-related modification or accommodation.

Materials related to an item on this agenda submitted to the Board of Directors after distribution of the board meeting packet are available for public inspection during normal business hours at the District office located at 12770 Second Street, Yucaipa. Meeting material is also be available on the District's website at www.yvwd.dst.ca.us

- B. Issuance of a Class II Non-Significant Industrial User Discharge Permit to Skat-Trak Performance Products - Permit No. CP-003-03 [[Director Memorandum No. 16-090 - Page 49 of 100](#)]
 RECOMMENDED ACTION: That the Board authorizes the District staff to issue and execute Permit No. CP-003-03.
- C. Consideration of a Contract with CV Strategies for Water Conservation Messaging [[Director Memorandum No. 16-091 - Page 85 of 100](#)]
 RECOMMENDED ACTION: That the Board authorizes the General Manager to execute a contract with CV Strategies for a sum not to exceed \$15,000.
- D. Consideration to Continue the Yucaipa Valley Water District's Participation in the iEfficient Water Conservation Campaign [[Director Memorandum No. 16-092 - Page 89 of 100](#)]
 RECOMMENDED ACTION: That the Board authorizes the General Manager to participate in the regional iEfficient Water Conservation Campaign for a sum not to exceed \$16,195.

VII. BOARD REPORTS

VIII. DIRECTOR COMMENTS

IX. ANNOUNCEMENTS

- A. September 26, 2016 at 6:00 p.m. - Community Meeting at the Yucaipa Valley Regional Water Filtration Facility
- B. September 27, 2016 at 4:00 p.m. - Board Workshop
- C. October 4, 2016 at 6:00 p.m. - Regular Board Meeting
- D. October 11, 2016 at 4:00 p.m. - Board Workshop
- E. October 18, 2016 at 6:00 p.m. - Regular Board Meeting
- F. October 25, 2016 at 4:00 p.m. - Board Workshop
- G. November 1, 2016 at 6:00 p.m. - Regular Board Meeting
- H. November 8, 2016 at 4:00 p.m. - Board Workshop
- I. November 15, 2016 at 6:00 p.m. - Regular Board Meeting
- J. November 29, 2016 at 4:00 p.m. - Board Workshop
- K. December 6, 2016 at 6:00 p.m. - Regular Board Meeting
- L. December 13, 2016 at 4:00 p.m. - Board Workshop
- M. December 20, 2016 at 6:00 p.m. - Regular Board Meeting
- N. January 10, 2017 at 4:00 p.m. - Board Workshop
- O. January 17, 2017 at 6:00 p.m. - Regular Board Meeting
- P. January 31, 2017 at 4:00 p.m. - Board Workshop

X. CLOSED SESSION

- A. Closed Session: Conference with Legal Counsel - Anticipated Litigation (Government Code 54956.9) - One Case

XI. ADJOURNMENT

Consent Calendar



Yucaipa Valley Water District

MINUTES OF A REGULAR BOARD MEETING

September 7, 2016 at 6:00 P.M.

Directors Present:

Lonni Granlund, President
Jay Bogh, Vice President
Bruce Granlund, Director
Ken Munoz, Director
Tom Shalhoub, Director

Staff Present:

Joseph Zoba, General Manager
Jack Nelson, Assistant General Manager
John Hull, Public Works Manager
Mike Kostelecky, Senior Plant Operator
Brent Anton, Engineering Manager
John Wrobel, Regulatory & Environmental Control
Manager

Directors Absent:

None

Consulting Staff Present:

David Wysocki, Legal Counsel

Registered Guests and Others Present:

Linda Shelton, Customer
Vanessa Register, Customer
Kathryn Hallberg, Customer
Cesia Romero, Guest
Gil Navarro, San Bernardino Valley Municipal Water District
David Fenn, San Gorgonio Pass Water Agency
John Jeter, San Gorgonio Pass Water Agency
Leonard Stevenson, San Gorgonio Pass Water Agency

The regular meeting of the Board of Directors of the Yucaipa Valley Water District was called to order by Director Lonni Granlund at 6:00 p.m. at the Administrative Office Building, 12770 Second Street, Yucaipa, California.

CALL TO ORDER

Director Bruce Granlund led the pledge of allegiance.

FLAG SALUTE

The roll was called with Director Jay Bogh, Director Bruce Granlund, Director Lonni Granlund, Director Ken Munoz and Director Tom Shalhoub present.

ROLL CALL

Gil Navarro discussed a recently published editorial about the sewer treatment plant in the Highland area and the recent park construction in San Bernardino. He also introduced Cesia Romero.

PUBLIC COMMENTS

Director Bruce Granlund moved to approve the consent calendar and Director Ken Munoz seconded the motion.

CONSENT CALENDAR

A. Minutes of Meetings

1. Regular Board Meeting – August 17, 2016
2. Board Workshop – August 30, 2016

The motion was approved by the following vote:

- Director Jay Bogh - Yes
- Director Bruce Granlund - Yes
- Director Lonni Granlund - Yes
- Director Ken Munoz - Yes
- Director Tom Shalhoub - Yes

General Manager Joseph Zoba discussed the following items:

- Information was provided about the recent construction activity by the Department of Water Resources that impacted imported water deliveries to the Crafton Hills Reservoir and the Yucaipa Valley Regional Water Filtration Facility.
- The District staff together with the staff members from the San Bernardino Valley Municipal Water District coordinated repair efforts at the Yucaipa Valley Turnout No. 1. Due to the exceptional coordination and cooperation, the outage of imported water was kept to a minimum.
- The District staff is finalizing the wholesale water agreement between the San Gorgonio Pass Water Agency and the City of Calimesa.

STAFF REPORT

DISCUSSION ITEMS:

Following a staff presentation by Assistant General Manager Jack Nelson, Director Bruce Granlund moved and Director Ken Munoz seconded a motion to deny the claims for damages.

The motion was approved by the following vote:

- Director Jay Bogh - Yes
- Director Bruce Granlund - Yes
- Director Lonni Granlund - Yes
- Director Ken Munoz - Yes
- Director Tom Shalhoub - Yes

DM 16-082
DENIAL OF CLAIM
RELATED TO
DRIVEWAY DAMAGE
FROM WATER LEAKS
- BOB AND BARBARA
BROWN

Following a staff presentation by Engineering Manager Brent Anton, Director Jay Bogh moved and Director Bruce Granlund seconded a motion to approve Development Agreement No. 2016-06.

The motion was approved by the following vote:

- Director Jay Bogh - Yes
- Director Bruce Granlund - Yes
- Director Lonni Granlund - Yes
- Director Ken Munoz - Yes
- Director Tom Shalhoub - Yes

DM 16-083
CONSIDERATION OF
DEVELOPMENT
AGREEMENT NO.
2016-06 TO PROVIDE
SEWER SERVICE TO
PARCEL MAP NO.
19751 (ASSESSOR'S
PARCEL NUMBER
0300-193-27)

Following a staff presentation by Water Resource Manager Jennifer Ares, Director Ken Munoz moved and Director Tom Shalhoub seconded a motion to execute a land lease agreement with the City of Redlands for the installation of groundwater monitoring wells.

DM 16-084
CONSIDERATION OF
EXECUTING A LAND
LEASE AGREEMENT

The motion was approved by the following vote:

Director Jay Bogh - Yes
Director Bruce Granlund - Yes
Director Lonni Granlund - Yes
Director Ken Munoz - Yes
Director Tom Shalhoub - Yes

FOR THE
INSTALLATION OF
GROUNDWATER
MONITORING WELLS
WITH THE CITY OF
REDLANDS

Following a staff presentation by Public Works Manager John Hull, Director Tom Shalhoub moved and Director Bruce Granlund seconded a motion to authorize the purchase of a 2017 International WorkStar cab and chassis, Model 7600 with a 15-foot dump body utilizing the State of California Vehicle Contract Leveraged Procurement Agreement for a sum not to exceed \$167,496.63.

DM 16-085
AUTHORIZATION TO
PURCHASE A 2017
INTERNATIONAL
WORKSTAR CAB AND
CHASSIS, MODEL
7600 WITH A 15-FOOT
DUMP BODY

The motion was approved by the following vote:

Director Jay Bogh - Yes
Director Bruce Granlund - Yes
Director Lonni Granlund - Yes
Director Ken Munoz - Yes
Director Tom Shalhoub - Yes

Following a staff presentation by Public Works Manager John Hull, Director Bruce Granlund moved and Director Ken Munoz seconded a motion to authorize the purchase of a 2017 International DuraStar Cab and Chassis, Model 4300 with a Valew 2,000-gallon water tank, utilizing the State of California Vehicle Contract Leveraged Procurement Agreement for a sum not to exceed \$92,835.60.

DM 16-086
AUTHORIZATION TO
PURCHASE A 2017
INTERNATIONAL
DURASTAR CAB AND
CHASSIS MODEL 4300
WITH A VALEW 2,000-
GALLON WATER TANK

The motion was approved by the following vote:

Director Jay Bogh - Yes
Director Bruce Granlund - Yes
Director Lonni Granlund - Yes
Director Ken Munoz - Yes
Director Tom Shalhoub - Yes

Following a staff presentation by General Manager Joseph Zoba recognizing twenty-seven years of service to the community, Director Tom Shalhoub moved and Director Ken Munoz seconded a motion to adopt Resolution No. 2016-22.

DM 16-087
RECOGNITION OF
JACK NELSON ON
THE OCCASION OF
HIS RETIREMENT
FROM THE YUCAIPA
VALLEY WATER
DISTRICT

The motion was approved by the following vote:

Director Jay Bogh - Yes
Director Bruce Granlund - Yes
Director Lonni Granlund - Yes
Director Ken Munoz - Yes
Director Tom Shalhoub - Yes

Following a brief overview by General Manager Joseph Zoba and Legal Counsel David Wysocki, Director Bruce Granlund moved and Director Lonni Granlund seconded a motion to adopt Resolution No. 2016-23 designating the time and place for regular meetings and workshops.

DM 16-088
CONSIDERATION OF
RESOLUTION NO.
2016-23 DESIGNATING
THE TIME AND PLACE
FOR HOLDING

The motion was approved by the following vote:

Director Jay Bogh - Yes
Director Bruce Granlund - Yes
Director Lonni Granlund - Yes
Director Ken Munoz - Yes
Director Tom Shalhoub - Yes

REGULAR MEETINGS
AND WORKSHOPS OF
THE BOARD OF
DIRECTORS

The following reports were provided by the Board of Directors:

BOARD REPORTS

- Director Bruce Granlund and Director Ken Munoz reported on the community meeting held on August 29, 2016.
- Director Tom Shalhoub reported on the San Bernardino Valley Municipal Water District meeting on September 6, 2016.
- Director Bruce Granlund and Director Lonni Granlund reported on the City of Yucaipa Economic Development Advisory Committee held on September 1, 2016.

There were no director comments.

DIRECTOR
COMMENTS

Director Lonni Granlund called attention to the announcements listed on the agenda.

ANNOUNCEMENTS

The meeting was adjourned at 6:38 p.m.

ADJOURNMENT

Respectfully submitted,

Joseph B. Zoba, Secretary

(Seal)

MINUTES OF A BOARD WORKSHOP

September 13, 2016 at 4:00 P.M.

Directors Present:

Jay Bogh, Vice President
Bruce Granlund, Director
Ken Munoz, Director
Tom Shalhoub, Director

Staff Present:

Joseph Zoba, General Manager
John Hull, Public Works Manager
Brent Anton, Engineering Manager
Jennifer Ares, Water Resource Manager
Mike Kostelecky, Senior Plant Operator
John Wrobel, Regulatory & Environmental Control
Manager
Vicky Elisalda, Controller

Directors Absent:

Lonni Granlund, President

Consulting Staff Present:

David Wysocki, Legal Counsel

Registered Guests and Others Present:

Linda Shelton, Customer
Leonard Stevenson, San Gorgonio Pass Water Agency
John Jeter, San Gorgonio Pass Water Agency
Bill Dickson, San Gorgonio Pass Water Agency

- I. Call to Order - 4:00 p.m.
- II. Public Comments - The following comments were provided by individuals in the audience:
 - None.
- III. Staff Report - General Manager Joseph Zoba discussed the following topics:
 - The District will be hosting a Community Water meeting on Monday, September 26, 2016 at 6:00 pm to discuss water resource management issues.
 - The District staff provided an update on the taste and odor issues associated with MIB and Geosmin in the Crafton Hills Reservoir.
 - The auditors are nearly complete with the financial audit. The District staff expects a presentation of the audit at a future board workshop.
 - The District staff reminded the audience that the regular board meetings have been changed from Wednesdays to Tuesdays, so the next regular meeting will be held on Tuesday, September 20, 2016.
- IV. Presentations
 - A. Overview of the California Drought and Yucaipa Valley Water District's Action Plan Related to the State Water Resources Control Board Water Conservation Restrictions [Workshop Memorandum No. 16-131] - General Manager Joseph Zoba provided an overview of the water conservation goals for the community.
- V. Capital Improvement Projects
 - A. Status Report on the Construction of a 6.0 Million Gallon Drinking Water Reservoir R-12.4 - Calimesa [Workshop Memorandum No. 16-132] - Engineering Manager Brent Anton provided an overview of the drinking water reservoir construction project.

VI. Administrative Issues

- A. Review of the Unaudited Financial Report for the Period Ending on August 31, 2016 [Workshop Memorandum No. 16-133] – Controller Vicky Elisalda provided an overview of the unaudited financial report.
- B. Consideration of a Contract with CV Strategies for Additional Communications Related to Water Conservation Messaging [Workshop Memorandum No. 16-134] - Water Resource Manager Jennifer Ares provided an overview of the proposed contract for services from CV Strategies. The board members provided a consensus that the District staff should proceed with the consultant in advance of the board meeting scheduled for September 20, 2016.
- C. Issuance of a Class II Non-Significant Industrial User Discharge Permit to Skat-Trak Performance Products - Permit No. CP-003-03 [Workshop Memorandum No. 16-135] - Regulatory & Environmental Control Manager John Wrobel provided an overview of the draft permit for Skat-Trak.

VII. Director Comments

- Director Tom Shalhoub suggested that the District staff should consider participating in community events like Market Night and the Veterans Day ceremony to share more information about the District with our customers.

VIII. Adjournment - The meeting was adjourned at 4:30 p.m.

Respectfully submitted,

Joseph B. Zoba, Secretary

Board Awarded Contracts
Consent Calendar Regular Meeting - September 21, 2016

District Awarded Contracts	Director Memorandum	Job or GL #	Job Cost Breakdown	Awarded Contract Amount	Prior Payments to Date	Pending Invoice Amount	Total Contract Payments	Remaining Contract Amount	Percent Remaining	Encumbered Funds - Remaining Contract Amount				
										General Operating Expenses	Water Division Funds	Sewer Division Funds	Recycled Division Funds	Other Funds
Law Office of David L. Wysocki - FY 2017 Legal Services (Operating)	--	*-5-06-54107	--	--	\$4,350	\$3,750	\$8,100							
DDB Engineering (R-Reserves)	15-086	04-19771	--	\$35,900	\$18,041	\$0	\$18,041	\$17,859	50%				\$17,859	
Application to DDW for the Recharge at Wilson Creek Basins														
Delta Partners \$90,000 per year-LegislativeConsult (exp 12/18) WS Oper	13-079	*-5-06-54109	--	\$90,000	\$52,500	\$7,500	\$60,000	\$30,000	33%	\$30,000				
Dudek (S-Operating)	16-009	03-5-06-54109	--	\$95,660	\$93,189	\$2,471	\$95,660	\$0	0%	\$0				
2016-Max Benefit Monitoring for San Timoteo/Yucaipa Mgmt Zones														
Dudek (R-Operating)	15-098	04-5-06-57030	--	\$59,747	\$8,088	\$215	\$8,303	\$51,445	86%	\$51,445				
Install Groundwater Observation Wells near San Timoteo Creek														
Fred M. Boerner Motor Co. (W/S Reserves)	16-085	**-10310	--	\$167,497	\$0	\$0	\$0	\$167,497	100%	\$167,497				
Purchase of 2017 International Workstar cab and chassis														
Fred M. Boerner Motor Co. (W/S Reserves)	16-086	**-10310	--	\$92,836	\$0	\$0	\$0	\$92,836	100%	\$92,836				
Purchase of 2017 International DuraStar cab and chassis														
Gateway Pacific Contractors, Inc. (Scip Funds)	14-091	SCIP funding	--	\$7,520,080	\$6,572,182	\$146,795	\$6,718,977	\$801,103	11%					\$801,103
Construction of 6.0 MG Reservoir R-12.4														
Geoscience (R-Operating)		04-5-06-54109		\$51,710	\$40,690	\$0	\$40,690	\$11,020	21%	\$11,020				
Preparation of a groundwater model for the Gateway Basin	14-070		\$35,320											
CO #1 - preparation of groundwater model	15-010		\$16,390											
Geoscience (W-Operating)		02-5-06-54109		\$130,236	\$0	\$11,487	\$11,487	\$118,749	91%	\$118,749				
Calculation of Water Budgets for Validation of Annual Change in Storage	16-058													
Harper & Associates (W-Operating)														
Engineering, Project Mgmt & Inspection Svcs for coating repairs YVRWFF	15-062	02-5-01-57040	\$16,615	\$16,615	\$13,990	\$0	\$13,990	\$2,625	16%	\$2,625				
J.C. Coatings (S-Reserves)														
Coating Repairs on Digester #3 at WRWRF	16-076	03-14500		\$9,900	\$0	\$9,900	\$9,900	\$0	0%			\$9,900		
Krieger & Stewart														
Initiate Design of R-12.4 (W-Reserves)	04-164	65-295	\$74,900	\$585,100	\$441,322	\$24,046	\$465,369	\$119,731	20%		\$119,731			
TO#4 Revised	05-075		\$600											
TO#4, Amendment #2	14-014		\$45,000											
TO#5- Construction Mgmt Services	14-092		\$482,500											
TO#5, Amendment #1 - Construction Mgmt Services	16-069		\$102,600											
TO#5, Design R-13.4 and H-2 Reservoirs for JP Ranch	05-083	65-180	\$47,400	\$79,000	\$50,471	\$0	\$50,471	\$28,529	36%					\$28,529
60% R-13.4 and 40% H-2 (Developer Funds)	05-083	65-179	\$31,600											
TO#7, Design of a 24" Recycled Water Pipeline	11-091	04-9435	\$220,800	\$269,800	\$268,707	\$0	\$268,707	\$1,093	0%				\$1,093	
TO#7, Amendment #1 Addtl Design Costs	14-012		\$49,000											
LinkoCTS (EC-Operating)														
Pretreatment Software	16-061	03-5-07-54111		\$36,105	\$28,185	\$0	\$28,185	\$7,920	22%	\$7,920				
One Stop Landscape Supply FY 2017 Sludge Hauling\Reuse (Oper)	--	03-5-02-57031	--	--	\$21,608	\$22,428	\$44,035							
Pascal & Ludwig (S-Reserves)	15-041	03-14500	\$2,175,000	\$2,242,347	\$2,038,795	\$37,001	\$2,075,796	\$166,551	7%			\$166,551		
Cleaning & replacement of 4 digester covers at WRWRF														
Additional coating repairs	16-008	03-1400	\$67,347											
Platinum Advisors (W\S Operating)														
FY 2017 Lobbyist N-T-E per month	13-080	02-5-06-54109	--	--	\$5,000	\$5,000	\$10,000							
FY 2017 Quarterly Filing & Misc. Expenses		02-5-06-54109	--	--	\$0	\$125	\$125							

Board Awarded Contracts
Consent Calendar Regular Meeting - September 21, 2016

											Encumbered Funds - Remaining Contract Amount				
District Awarded Contracts	Director Memorandum	Job or GL #	Job Cost Breakdown	Awarded Contract Amount	Prior Payments to Date	Pending Invoice Amount	Total Contract Payments	Remaining Contract Amount	Percent Remaining		General Operating Expenses	Water Division Funds	Sewer Division Funds	Recycled Division Funds	Other Funds
RMC Water & Environment															
TO#25, Digester Cleaning & a Solids Process Cond Assess	12-066	88-12830	\$57,730	\$329,600	\$342,959	\$1,186	\$344,145	(\$14,545)	-4%				(\$14,545)		
TO#25, Amendment #1 (S-Reserves)	13-074	03-502-51003	\$271,870												
TO#26, SRF Mgmt Svcs-Calimesa Regional Recycled Pipeline (R-FCC)	14-023	04-5-06-54109		\$95,692	\$47,811	\$0	\$47,811	\$47,881	50%					\$47,881	
Dewatering Equip Pilot Testing Support Svcs at WRWRF (S-Oper)	15-044	03-5-06-54109		\$45,000	\$38,877	\$4,111	\$42,988	\$2,012	4%	\$2,012					
Application to DDW for the Recharge at Wilson Creek Basins (R-Resvs)	15-086	04-19771	--	\$131,979	\$83,097	\$14,384	\$97,481	\$34,498	26%					\$34,498	
Separation Processes, Inc. (W-Reserves)															
Design & Construction Supports Servs for NF SCRAM	15-047	02-14500		\$191,820	\$58,172	\$0	\$58,172	\$133,648	70%		\$133,648				
Application to DDW for the Recharge at Wilson Creek Basins (R-Resrvs)	15-086	04-19771	--	\$42,860	\$20,726	\$0	\$20,726	\$22,134	52%					\$22,134	
Skydrop Irrigation Controllers (W-Reserves Funds 25% Muni)															
Purchase of Wi-Fi based irrigations controllers	15-043	02-11201	\$250,000	\$686,029	\$563,390	\$0	\$563,390	\$122,639	18%		\$122,639				
Purchase 500 additional controller	16-010	02-11201	\$100,000												
Purchase 1000 additional controllers	16-029	02-11201	\$200,000												
Paid from Muni (25% of set controllers)			\$136,029												
Vavrinek, Trine, Day & Company (VTD) (Operating)															
FY 2016 Auditing Services \$23,900 + \$3,500 for Single Audit	15-106	*-5-06-54108		\$23,900	\$0	\$8,000	\$8,000	\$15,900	67%	\$15,900					
FY 2017 Auditing Services \$23,900 + \$3,500 for Single Audit	15-106	*-5-06-54108													
FY 2018 Auditing Services \$23,900 + \$3,500 for Single Audit	15-106	*-5-06-54108													
FY 2019 Auditing Services \$23,900 + \$3,500 for Single Audit	15-106	*-5-06-54108													
Villalobos and Associates (W-Operating)															
Permitting of Recharge Oper at the Wilson Creek Spreading Basins	16-064	02-5-06-54109	--	\$72,200	\$0	\$0	\$0	\$72,200	100%	\$72,200					
Weka, Inc. (R-Reserves)															
Construction of NB-12.2 Recycled Water Booster Station	15-091	04-18508	--	\$317,772	\$317,772	\$0	\$317,772	\$0	0%					\$0	
GRAND TOTALS				\$13,127,647	\$10,910,383	\$298,400	\$11,208,783	\$2,053,324	--		\$572,203	\$376,019	\$161,906	\$123,465	\$829,632
											↓		↓		↓
											\$572,203		\$661,390		\$829,632
Approval of General Expenses August 2016 (Check Register Attached)															

Check Register - August 2016

<u>Check Date</u>	<u>Check Number</u>	<u>Name</u>	<u>Check Amount</u>
08/01/2016	26669	ADS, LLC	3,951.00
08/01/2016	26670	Ralph C. Casas	72.50
08/01/2016	26671	Ameripride Uniform Services	503.02
08/01/2016	26672	April Kasper-Dewar	100.00
08/01/2016	26673	Jeanntte Wisdom	466.48
08/01/2016	26674	Burgeson's Heating & Air Cond.	470.00
08/01/2016	26675	Calimesa Performing Art Assoc	175.00
08/01/2016	26676	East Valley Water District	400.00
08/01/2016	26677	Raiset R. Santana and Adriana	67.00
08/01/2016	26678	Kelly Services, Inc.	1,101.60
08/01/2016	26679	Konica Minolta Business Soluti	651.38
08/01/2016	26680	Leroy's Landscape Services	5,700.00
08/01/2016	26681	NetComp Technologies, Inc.	5,543.96
08/01/2016	26682	SCCI, Inc.	350.00
08/01/2016	26683	SCE Rosemead	248,865.46
08/01/2016	26684	Southern California Edison	1,000.28
08/01/2016	26685	VOID CHECK	0.00
08/01/2016	26686	The Gas Company	23.95
08/01/2016	26687	Yucaipa Disposal, Inc.	1,413.00
08/01/2016	26688	Auto Care Clinic	240.41
08/01/2016	26689	Cal-Mesa Steel Supply, Inc.	658.80
08/01/2016	26690	CA Hazardous Service, Inc.	2,500.00
08/01/2016	26691	Evans-Hydro Inc.	9,627.01
08/01/2016	26692	Fastenal Company	30.33
08/01/2016	26693	Alan L. Grubel Automotive Inc.	339.00
08/01/2016	26694	Hach Company	482.87
08/01/2016	26695	VOID CHECK	0.00
08/01/2016	26696	Innerline Engineering	2,734.38
08/01/2016	26697	JB Paving & Engineering, Inc.	5,100.00
08/01/2016	26698	Harold J. Cossette	5,248.80
08/01/2016	26699	Lowe's Companies, Inc.	907.20
08/01/2016	26700	Nuckles Oil Company, Inc.	2,947.97
08/01/2016	26701	Nagem, Inc.	485.05
08/01/2016	26702	Nalco Company	5,176.48
08/01/2016	26703	Office Solutions Business Prod	135.51
08/01/2016	26704	P & R Paper Supply Co., Inc.	949.05
08/01/2016	26705	SB CNTY-Fire Protection Distri	283.69
08/01/2016	26706	Smart & Final Stores, LLC	91.52
08/01/2016	26707	Southwest Concrete Products	747.15
08/01/2016	26708	Steven Enterprises, Inc	1,438.37
08/01/2016	26709	Donald Kent Stone	500.00
08/01/2016	26710	UPS Store#1504/ Mail Boxes Etc	17.50
08/01/2016	26711	HD Supply Facilities Maintenanc	1,677.33
08/01/2016	26712	Wilbur's	486.00
08/01/2016	26713	ZEP Manufacturing Company	469.59
08/01/2016	26714	Center Electric	7,475.00
08/01/2016	26715	State Water Resources Control	105.00
08/01/2016	26716	CWEA-TCP (OAKPORT ST.)	88.00
08/01/2016	26717	Water Environment Federation	705.00
08/01/2016	26718	Dustin Hochreiter	71.00
08/01/2016	26719	CRAIG, NORMAN JR	47.36
08/01/2016	26720	Inland Water Works Supply Co.	1,864.64
08/01/2016	26721	U.S. Telepacific Corp	4,027.46
08/05/2016	26722	PAYROLL CHECK	2,025.11
08/05/2016	26723	PAYROLL CHECK	189.97
08/05/2016	26724	WageWorks, Inc.	1,462.27
08/05/2016	26725	Public Employees' Retirement S	24,501.66
08/05/2016	26726	Hong Nelson	125.00
08/05/2016	26727	IBEW Local 1436	168.00

Check Register - August 2016

<u>Check Date</u>	<u>Check Number</u>	<u>Name</u>	<u>Check Amount</u>
08/05/2016	26728	California State Disbursement	115.38
08/05/2016	26729	California State Disbursement	476.30
08/05/2016	26730	Department of the Treasury - I	125.00
08/05/2016	26731	Standard Insurance Company	2,749.60
08/05/2016	26732	Anthem Blue Cross L and H	411.40
08/05/2016	26733	Standard Insurance Company	3,425.01
08/05/2016	26734	Standard Insurance Vision Plan	660.84
08/05/2016	26735	MetLife Small Business Center	629.14
08/08/2016	26736	Boot Barn #4	546.38
08/08/2016	26737	Public Employees' Retirement S	1,325.00
08/08/2016	26738	Cobb's Printing, LLC	66.96
08/08/2016	26739	Gregory N. Godwin	162.38
08/08/2016	26740	Workboot Warehouse	172.12
08/08/2016	26741	Berkshire Hathaway Homestate C	15,735.87
08/08/2016	26742	VOID CHECK	0.00
08/08/2016	26743	California Boiler, Inc.	650.00
08/08/2016	26744	Ameripride Uniform Services	534.84
08/08/2016	26745	First American Data Tree, LLC	50.00
08/08/2016	26746	Frontier Communications	143.88
08/08/2016	26747	InfoSend, Inc.	5,321.08
08/08/2016	26748	Raiset R. Santana and Adriana	64.70
08/08/2016	26749	Kelly Services, Inc.	1,101.60
08/08/2016	26750	McCall's Meter Sales & Service	225.00
08/08/2016	26751	Pacwest Engineering Co., Inc.	13,666.48
08/08/2016	26752	Pro-Pipe & Supply, Inc.	141.56
08/08/2016	26753	Separation Processes, Inc.	1,558.00
08/08/2016	26754	The Gas Company	30.09
08/08/2016	26755	Underground Service Alert Of S	171.00
08/08/2016	26756	News Mirror Publishing, Inc.	139.75
08/08/2016	26757	Yucaipa Valley Water District	186,197.25
08/08/2016	26758	Walter L. Ferar	227.50
08/08/2016	26759	Air & Hose Source, Inc.	10.00
08/08/2016	26760	Ampak Chemicals, Inc.	9,469.44
08/08/2016	26761	Aqua-Metric Sales Company	6,382.81
08/08/2016	26762	Charles P. Crowley Company, In	1,826.64
08/08/2016	26763	Cemex Inc. USA	876.26
08/08/2016	26764	VOID CHECK	0.00
08/08/2016	26765	Crown Ace Hardware - Yucaipa	715.63
08/08/2016	26766	Jan Brinkman Jr.	255.00
08/08/2016	26767	Evoqua Water Technologies LLC	172.14
08/08/2016	26768	Fastenal Company	210.03
08/08/2016	26769	Grainger	1,885.97
08/08/2016	26770	Alan L. Grubel Automotive Inc.	231.70
08/08/2016	26771	Hasa, Inc.	3,885.50
08/08/2016	26772	Industrial Safety Supply Corp	810.57
08/08/2016	26773	Inland Water Works Supply Co.	1,099.28
08/08/2016	26774	JB Paving & Engineering, Inc.	1,675.00
08/08/2016	26775	Johnson Power Systems	876.88
08/08/2016	26776	Main's Lock Supply Inc.	121.50
08/08/2016	26777	Nagem, Inc.	2,748.72
08/08/2016	26778	Odyssey Power Corporation	2,250.00
08/08/2016	26779	R & R Anderson Trucking	2,159.20
08/08/2016	26780	RDO Equipment Co.	555.35
08/08/2016	26781	Redlands-Yucaipa Rentals Inc.	99.00
08/08/2016	26782	Ronald A. Duncan, Inc.	425.00
08/08/2016	26783	Safeguard Business Systems Inc	1,188.81
08/08/2016	26784	Safety Kleen Systems, Inc.	158.85
08/08/2016	26785	SB CNTY-Fire Protection Distri	90.88
08/08/2016	26786	Sterling Water Technologies LL	17,639.43

Check Register - August 2016

<u>Check Date</u>	<u>Check Number</u>	<u>Name</u>	<u>Check Amount</u>
08/08/2016	26787	UPS Store#1504/ Mail Boxes Etc	10.64
08/08/2016	26788	City of Yucaipa	780.00
08/08/2016	26789	House Of Quality, Parts Plus	3,676.79
08/08/2016	26790	VOID CHECK	0.00
08/10/2016	26791	UNITED PAVING CO.	500.00
08/10/2016	26792	OLMSTED, RUTH	50.36
08/15/2016	26793	Citizens Business Bank	9,927.00
08/15/2016	26794	Delta Partners, LLC	7,500.00
08/15/2016	26795	Dudek & Associates, Inc	2,700.78
08/15/2016	26796	One Stop Landscape Supply Inc	21,607.50
08/15/2016	26797	Pascal & Ludwig Constructors I	188,622.00
08/15/2016	26798	Platinum Advisors, LLC	5,000.00
08/15/2016	26799	RMC Water and Environment	2,400.00
08/15/2016	26800	Sacramento Bank of Commerce	9,939.00
08/15/2016	26801	Weka, Inc.	142,121.80
08/15/2016	26802	David L. Wysocki	4,350.00
08/15/2016	26803	Security Bank of California	7,480.20
08/15/2016	26804	Ameripride Uniform Services	521.82
08/15/2016	26805	AT&T Mobility	1,600.90
08/15/2016	26806	Burgeson's Heating & Air Cond.	248.00
08/15/2016	26807	Central Communications	270.95
08/15/2016	26808	Corelogic, Inc.	330.00
08/15/2016	26809	Coverall North America, Inc.	1,021.00
08/15/2016	26810	CA-EPA Dept Of Toxic Substance	300.00
08/15/2016	26811	Incode Division-Tyler Technolo	350.00
08/15/2016	26812	Kelly Services, Inc.	1,101.60
08/15/2016	26813	San Gorgonio Pass Water Agency	30,325.26
08/15/2016	26814	The Counseling Team Internatio	240.00
08/15/2016	26815	Time Warner Cable	389.99
08/15/2016	26816	Wells Fargo Bank-Corporate Tru	1,670,553.74
08/15/2016	26817	Allmax Software, Inc.	2,318.00
08/15/2016	26818	Bernell Hydraulics, Inc.	2,099.35
08/15/2016	26819	Brenntag Pacific, Inc	21,797.45
08/15/2016	26820	Charles P. Crowley Company, In	2,617.57
08/15/2016	26821	Calolympic Glove & Safety Co.,	475.42
08/15/2016	26822	Cemex Inc. USA	2,014.68
08/15/2016	26823	Center Electric	8,448.20
08/15/2016	26824	Victor James Valenti	4,405.88
08/15/2016	26825	Jan Brinkman Jr.	1,678.32
08/15/2016	26826	Evoqua Water Technologies LLC	993.93
08/15/2016	26827	Fastenal Company	339.76
08/15/2016	26828	Gierlich-Mitchell Inc	306.72
08/15/2016	26829	Grainger	680.04
08/15/2016	26830	Hasa, Inc.	3,847.12
08/15/2016	26831	Inland Water Works Supply Co.	16,548.30
08/15/2016	26832	Main's Lock Supply Inc.	445.50
08/15/2016	26833	Nuckles Oil Company, Inc.	5,463.39
08/15/2016	26834	Nagem, Inc.	425.00
08/15/2016	26835	Pro-Pipe & Supply, Inc.	338.31
08/15/2016	26836	Q Versa, LLC	7,825.88
08/15/2016	26837	Riverside Winnelson Company	540.65
08/15/2016	26838	Uline, Inc.	1,735.37
08/15/2016	26839	CWEA-TCP (OAKPORT ST.)	427.00
08/15/2016	26840	James Nicholson	155.00
08/19/2016	26841	PAYROLL CHECK	2,025.12
08/19/2016	26842	WageWorks, Inc.	1,462.27
08/19/2016	26843	Public Employees' Retirement S	24,515.31
08/19/2016	26844	Hong Nelson	125.00
08/19/2016	26845	California State Disbursement	115.38

Check Register - August 2016

<u>Check Date</u>	<u>Check Number</u>	<u>Name</u>	<u>Check Amount</u>
08/19/2016	26846	California State Disbursement	476.30
08/19/2016	26847	Department of the Treasury - I	125.00
08/22/2016	26848	Atkinson, Andelson, Loya, Ruud	969.44
08/22/2016	26849	State Water Resources Control	105.00
08/22/2016	26850	Matthew Porras	978.68
08/22/2016	26851	Dan Hohman	172.00
08/22/2016	26852	American Family Life Assurance	3,794.53
08/22/2016	26853	Rodd Greene	624.31
08/22/2016	26854	Dennis Neff	565.53
08/22/2016	26855	Robert Wall	575.46
08/22/2016	26856	Western Dental Services, Inc.	306.86
08/22/2016	26857	Workboot Warehouse	200.00
08/22/2016	26858	Charlie Bailey	542.83
08/22/2016	26859	California Special Districts A	225.00
08/22/2016	26860	WageWorks, Inc.	212.75
08/22/2016	26861	CalPERS - HEALTH	65,444.45
08/22/2016	26862	VOID CHECK	0.00
08/22/2016	26863	Best Home Center	32.36
08/22/2016	26864	Dudek & Associates, Inc	1,800.00
08/22/2016	26865	Fedex	32.91
08/22/2016	26866	Frontier Communications	141.95
08/22/2016	26867	InfoSend, Inc.	3,444.42
08/22/2016	26868	Kelly Services, Inc.	1,101.60
08/22/2016	26869	NetComp Technologies, Inc.	3,000.00
08/22/2016	26870	Armorcast Products Company	2,611.12
08/22/2016	26871	Auto Care Clinic	66.58
08/22/2016	26872	BofA Credit Card	600.94
08/22/2016	26873	Bernell Hydraulics, Inc.	683.32
08/22/2016	26874	Cemex Inc. USA	654.34
08/22/2016	26875	Center Electric	510.52
08/22/2016	26876	Clinical Laboratory of San Ber	6,283.50
08/22/2016	26877	ePower Network, Inc.	695.00
08/22/2016	26878	Evoqua Water Technologies LLC	918.60
08/22/2016	26879	Fastenal Company	152.77
08/22/2016	26880	Frost Company	4,500.00
08/22/2016	26881	G&G Environmental Compliance, I	5,599.32
08/22/2016	26882	HD Supply Waterworks, Ltd.	1,199.59
08/22/2016	26883	Hemet Valley Tool & Supply	772.20
08/22/2016	26884	Industrial Safety Supply Corp	105.69
08/22/2016	26885	Inland Water Works Supply Co.	6,615.80
08/22/2016	26886	Innerline Engineering	8,203.13
08/22/2016	26887	Kevin E. French	6,171.00
08/22/2016	26888	Main's Lock Supply Inc.	24.30
08/22/2016	26889	MBC Applied Environmental Scie	1,300.00
08/22/2016	26890	Nuckles Oil Company, Inc.	4,214.62
08/22/2016	26891	Nalco Company	5,176.48
08/22/2016	26892	NCL Of Wisconsin Inc	618.77
08/22/2016	26893	Office Solutions Business Prod	394.53
08/22/2016	26894	Page Locksmith	201.65
08/22/2016	26895	Pall Corporation	19,690.50
08/22/2016	26896	Riverside Winnelson Company	160.92
08/22/2016	26897	ROW Traffic Safety, Inc.	2,797.89
08/22/2016	26898	Safeguard Business Systems Inc	320.76
08/22/2016	26899	Steven Enterprises, Inc	471.87
08/22/2016	26900	Ameripride Uniform Services	538.78
08/22/2016	26901	California Department of Fish	850.00
08/22/2016	26902	Dan Hohman	71.00
08/22/2016	26903	SCE Rosemead	238,041.99
08/22/2016	26904	State Water Resources Control	1,297.00

Check Register - August 2016

<u>Check Date</u>	<u>Check Number</u>	<u>Name</u>	<u>Check Amount</u>
08/24/2016	26905	THOMPSON, PAUL F	11.56
08/24/2016	26906	YBARRA, JOHN	480.78
08/29/2016	26907	NAGLE, LLOYD	104.61
08/29/2016	26908	MALLARD, BRIAN	47.73
08/29/2016	26909	SCHUBERT, GRACIE	42.43
08/29/2016	26910	Caleb Nazario	164.00
08/29/2016	26911	ADS, LLC	3,951.00
08/29/2016	26912	Ralph C. Casas	87.00
08/29/2016	26913	Ameripride Uniform Services	528.24
08/29/2016	26914	Auto Care Clinic	103.11
08/29/2016	26915	Calimesa Chamber Of Commerce	35.00
08/29/2016	26916	Inland Empire Resource Conserv	340.32
08/29/2016	26917	Kelly Services, Inc.	385.56
08/29/2016	26918	Krieger & Stewart	44,779.53
08/29/2016	26919	Leroy's Landscape Services	5,700.00
08/29/2016	26920	NetComp Technologies, Inc.	11,677.76
08/29/2016	26921	SCCI, Inc.	350.00
08/29/2016	26922	Association of San Bernardino	90.00
08/29/2016	26923	U.S. Telepacific Corp	4,024.80
08/29/2016	26924	Transworld Systems, Inc.	5,625.00
08/29/2016	26925	Yucaipa Disposal, Inc.	1,413.00
08/29/2016	26926	Anthony Joseph Sobral	50.55
08/29/2016	26927	All American Sewer Tools	455.46
08/29/2016	26928	American Melt Blown & Filtrati	3,250.00
08/29/2016	26929	Automated Gate Services, Inc.	135.00
08/29/2016	26930	BofA Credit Card	244.25
08/29/2016	26931	Bob Walker	234.36
08/29/2016	26932	Brenntag Pacific, Inc	12,717.67
08/29/2016	26933	Brithinee Electric	6,861.81
08/29/2016	26934	Jeanntte Wisdom	4,070.72
08/29/2016	26935	CHJ Consultants	460.00
08/29/2016	26936	Jan Brinkman Jr.	120.00
08/29/2016	26937	Gabe Crane	6,024.40
08/29/2016	26938	Grainger	436.69
08/29/2016	26939	Alan L. Grubel Automotive Inc.	697.10
08/29/2016	26940	Hasa, Inc.	3,869.05
08/29/2016	26941	Inland Water Works Supply Co.	17,874.84
08/29/2016	26942	Innerline Engineering	1,750.00
08/29/2016	26943	Johnson Power Systems	338.76
08/29/2016	26944	King Lee Chemical, Co.	25,915.56
08/29/2016	26945	Kevin E. French	191.00
08/29/2016	26946	Nuckles Oil Company, Inc.	2,353.31
08/29/2016	26947	Nagem, Inc.	1,274.53
08/29/2016	26948	Tony R. Harris	2,801.15
08/29/2016	26949	Pro-Pipe & Supply, Inc.	347.83
08/29/2016	26950	R & R Anderson Trucking	1,368.89
08/29/2016	26951	Red Alert Special Couriers	344.26
08/29/2016	26952	Smart & Final Stores, LLC	252.80
08/29/2016	26953	Uline, Inc.	1,245.11
08/29/2016	26954	United Rentals Northwest, Inc.	706.37

August 2016 Check Register Total 3,463,435.82

Staff Report



Yucaipa Valley Water District

Discussion Items





Director Memorandum 16-089

Date: September 20, 2016

Prepared By: Vicky Elisalda, Controller
Peggy Little, Administrative Supervisor

Subject: Unaudited Financial Report for the Period Ending on August 31, 2016

Recommendation: That the Board receives and files the unaudited financial report as presented.

The following unaudited financial report has been prepared by the Administrative Department for your review. The report has been divided into six sections to clearly disseminate information pertaining to the financial status of the District. Please remember that the following financial information has not been audited.

Cash Fund Balance Report

[Detailed information can be found on page 5 to 6 of 30]

The Cash Fund Balance Report provides a summary of how the total amount of funds maintained by financial institutions is distributed throughout the enterprise and non-enterprise funds of the District. A summary of the report is as follows:

Fund Source	Operating Funds	Restricted Funds	Total Funds
Water Division	\$8,018,952.69	\$344,939.15	\$8,363,891.84
Sewer Division	\$13,390,985.71	(\$7,264,644.61)	\$6,126,341.10
Recycled Water Division	\$1,732,715.64	\$461,702.32	\$2,194,417.96
Total	\$23,142,654.04	(\$6,458,003.14)	\$16,684,650.90

Most of the funds reflected in the Cash Fund Balance Report are designated for specific purposes and are therefore restricted, either by law or by District policy.

Check Register

[Detailed information can be found on pages 7 to 11 of 30]

The check register lists each check processed during the month of August 2016. The District processed 286 checks during the month of August for a total sum of \$3,463,435.82. All checks are reviewed by District staff for accuracy and completeness, and usually signed by the General Manager and one Director, but may be signed by two Directors.

The Controller will make any check, invoice or supporting documentation available for review to any board member upon request.

Financial Account Information

[Detailed information can be found on pages 12 to 15 of 30]

The District currently deposits all revenue received into the Deposit Checking account. The General Checking account is used as a sole processing account for all District checks and electronic payroll. The Investment Checking account is used for the purchase and redemption of US treasury notes and bills and for the transfer of LAIF funds. The US treasury notes and bills are booked at cost.

The LAIF investment account is a pooled money account administered by the State of California. Additional information on the LAIF account is provided below in the investment summary report.

Investment Summary

[Detailed information can be found on pages 16 to 17 of 30]

The investment summary report illustrates the District's investments in US treasury notes and bills in addition to the investments held by the Local Agency Investment Fund or LAIF. The yields for the treasury notes and bills are provided for each individual transaction. The historical annual yield for funds invested with LAIF is also provided.

Separate pooled money investment reports prepared by the State of California are maintained by the District and available for review.

Monthly Revenue Allocation

[Detailed information can be found on pages 18 to 20 of 30]

During the month of August 2016 the District's deposit checking account received a sum total of \$2,704,235.98 in revenues from the following categories:

- A total of \$2,240,080.84 was received from 15,435 customers for utility bill payments. This is the total amount of utility bill payments received from water, sewer and recycled services.
- A total of \$1,991.50 was received for construction meter deposits, customer deposits and internet fee payments.
- A total of \$295,457.96 was received from miscellaneous water related activities (other than utility bill charges).
- A total of \$105,750.67 was received from miscellaneous sewer related activities (other than utility bill charges).
- A total of \$60,955.01 was received from miscellaneous recycled related activities (other than utility bill charges).

Fiscal Year 2017 Budget Status

[Detailed information can be found on pages 21 to 30 of 30]

The revenue and expense budget status for the 2017 Fiscal Year is provided for your review.

**Summary of Revenue Budget
As of August 31, 2016 (12% of Budget Cycle)**

<u>Division</u>	<u>Budget Amount</u>	<u>Current Month</u>	<u>Year-To-Date</u>	<u>Percentage</u>
Water	13,781,800	1,041,193	1,337,533	9.71%
Sewer	12,202,227	944,529	1,257,503	10.31%
Recycled Water	657,100	241,895	259,978	39.56%
District Revenue	<u>26,641,127</u>	<u>2,227,617</u>	<u>2,855,014</u>	<u>10.72%</u>

**Summary of Water Budget Expenses
As of August 31, 2016 (12% of Budget Cycle)**

<u>Department</u>	<u>Budget Amount</u>	<u>Current Month</u>	<u>Year-To-Date</u>	<u>Percentage</u>
Water Resources	5,005,900	435,357	796,196	15.91%
Public works	2,569,500	195,126	348,097	13.55%
Administration	3,910,735	245,163	497,835	12.73%
Long Term Debt	2,295,665	1,670,556	1,670,556	72.77%
Asset Acquisition	0	0	0	0.00%
TOTAL	13,781,800	2,546,202	3,312,684	24.04%

**Summary of Sewer Budget Expenses
As of August 31, 2016 (12% of Budget Cycle)**

<u>Department</u>	<u>Budget Amount</u>	<u>Current Month</u>	<u>Year-To-Date</u>	<u>Percentage</u>
Treatment	3,838,400	246,055	425,894	11.10%
Administration	3,298,095	230,872	441,133	13.38%
Environmental Control	1,234,000	86,801	182,667	14.80%
Long Term Debt	3,831,732	0	0	0.00%
Asset Acquisition-Palmer	0	0	0	0.00%
TOTAL	12,202,227	563,728	1,049,694	8.60%

**Summary of Recycled Water Budget Expenses
As of August 31, 2016 (12% of Budget Cycle)**

<u>Department</u>	<u>Budget Amount</u>	<u>Current Month</u>	<u>Year-To-Date</u>	<u>Percentage</u>
Administration	657,100	228,171	457,537	69.63%
TOTAL	657,100	228,171	457,537	69.63%
District Expenses	<u>26,641,127</u>	<u>3,338,101</u>	<u>4,819,915</u>	<u>18.09%</u>

Investment Policy Disclosure

The District is currently compliant with the portfolio of its Investment Policy and State Law.

The District is using Sandy Gage with Merrill Lynch Wealth Management (Bank of America Corporation) for Treasury investments. The District expects to meet its expenditure requirements for the next six months.

Questions or Comments

If you have any questions about a particular budget account, please do not hesitate to contact the Controller directly. If you need additional information, the members of the Administrative Department would be happy to provide you with any detailed information you may desire.

Cash Fund Balance Report - August 2016

Water Division	GL#	Balance
*ID 1 Construction Funds	02-10216	\$ 293,145.85
*ID 2 Construction Funds	02-10217	\$ 80,409.31
*FCC - Debt Service YVRWFF Phase I	02-10401	\$ (2,322,000.15)
*FCC - Future YVRWFF Phase II & III	02-10403	\$ 380,540.24
*FCC - Recycled System	02-10410	\$ (925,757.29)
*FCC - Booster Pumping Plants	02-10411	\$ 624,108.69
*FCC - Pipeline Facilities	02-10412	\$ 11,038.77
*FCC - Water Storage Reservoirs	02-10413	\$ 2,203,453.73
Depreciation Reserves	02-10310	\$ 1,130,391.82
Infrastructure Reserves	02-10311	\$ 3,129,635.00
Sustainability Fund	02-10313	\$ 755,041.96
Rate Stabilization Fund	02-10314	\$ 500,209.14
Imported Water Fund - MUNI	02-10315	\$ (80,693.37)
Imported Water Fund - SGPWA	02-10316	\$ 812,037.03
Operating Funds:		\$ 1,772,331.11
Total Water Division		\$ 8,363,891.84

Sewer Division	GL#	Balance
*SRF Reserve Fund - Brineline	03-10218	\$ 637,449.00
*SRF Reserve Fund - WISE	03-10219	\$ 184,928.00
*SRF Reserve Fund - R 10.3	03-10220	\$ 51,531.00
*SRF Reserve Fund - Crow St	03-10221	\$ 19,255.00
*FCC - Debt Service WWTP Expansion & Upgrade	03-10405	\$ 1,500,918.16
*FCC - Future WWTP Expansion	03-10407	\$ 1,219,590.41
*FCC - Sewer Interceptors	03-10415	\$ (896,051.85)
*FCC - Lift Stations	03-10416	\$ 300,710.88
*FCC - Effluent Disposal Facilities	03-10417	\$ (1,667,338.10)
*FCC - Salt Mitigation Facilities	03-10418	\$ (8,615,637.11)
Project Fund - Encumbered	03-10215	\$ 249,000.00
Depreciation Reserves	03-10310	\$ 3,227,253.31
Infrastructure Reserves	03-10311	\$ 4,103,000.00
Rate Stabilization Fund	03-10314	\$ 1,464,394.90
Operating Funds:		\$ 4,347,337.50
Total Wastewater Division		\$ 6,126,341.10

Recycled Water Division	GL#	Balance
*FCC - Recycled System	04-10410	\$ 51,868.32
*FCC - Booster Pumping Plants	04-10411	\$ 55,477.60
*FCC - Pipeline Facilities	04-10412	\$ 182,053.68
*FCC - Water Storage Reservoirs	04-10413	\$ 172,302.72
Project Fund - Encumbered	04-10215	\$ 200,000.00
Depreciation Reserves	04-10310	\$ 54,424.84
Infrastructure Reserves	04-10311	\$ 257,120.00
Operating Funds:		\$ 1,221,170.80
Total Recycled Water Division		\$ 2,194,417.96

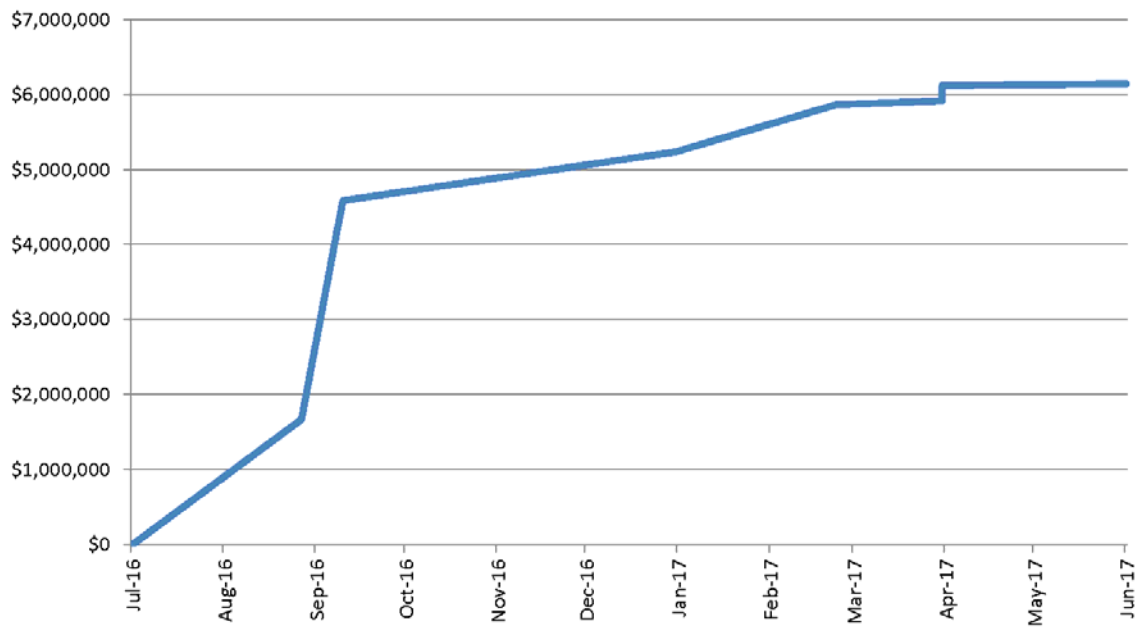
DISTRICT TOTAL \$ 16,684,650.90

*=Restricted Funds

Cash Fund Balance Report - August 2016

Pending Financial Obligations for Fiscal Year 2015/16				
Due Date	Fund	Description	Term of Obligation	Amount
08/27/2016	Water	2015A Bond Payment - YVRWFF	2015-2034	\$ 1,670,556.25
09/10/2016	Sewer	SRF Payment - WRWRF	2009-2028	\$ 2,923,688.75
12/31/2016	Sewer	SRF Payment - Yucaipa Regional Brineline	2013-2032	\$ 649,273.50
02/23/2017	Water	2015A Bond Payment - YVRWFF	2015-2034	\$ 625,106.25
03/31/2017	Sewer	SRF Payment - Recycled Reservoir R-10.3	2014-2033	\$ 54,277.31
03/31/2017	Sewer	SRF Payment - Desalinization at WRWRF	2014-2033	\$ 185,251.30
03/31/2017	Sewer	SRF Payment - Crow Street/Recycled Booster B-12.1	2016-2035	\$ 19,254.37
06/01/2017	Sewer	SBVMWD - Inland Empire Brineline Payment	2013-2016	\$ 20,000.00
Total				\$ 6,147,407.73

**Payment Schedule and Cash Flow Requirements
for Fiscal Year 2016-2017**



Check Register - August 2016

<u>Check Date</u>	<u>Check Number</u>	<u>Name</u>	<u>Check Amount</u>
08/01/2016	26669	ADS, LLC	3,951.00
08/01/2016	26670	Ralph C. Casas	72.50
08/01/2016	26671	Ameripride Uniform Services	503.02
08/01/2016	26672	April Kasper-Dewar	100.00
08/01/2016	26673	Jeanntte Wisdom	466.48
08/01/2016	26674	Burgeson's Heating & Air Cond.	470.00
08/01/2016	26675	Calimesa Performing Art Assoc	175.00
08/01/2016	26676	East Valley Water District	400.00
08/01/2016	26677	Raiset R. Santana and Adriana	67.00
08/01/2016	26678	Kelly Services, Inc.	1,101.60
08/01/2016	26679	Konica Minolta Business Soluti	651.38
08/01/2016	26680	Leroy's Landscape Services	5,700.00
08/01/2016	26681	NetComp Technologies, Inc.	5,543.96
08/01/2016	26682	SCCI, Inc.	350.00
08/01/2016	26683	SCE Rosemead	248,865.46
08/01/2016	26684	Southern California Edison	1,000.28
08/01/2016	26685	VOID CHECK	0.00
08/01/2016	26686	The Gas Company	23.95
08/01/2016	26687	Yucaipa Disposal, Inc.	1,413.00
08/01/2016	26688	Auto Care Clinic	240.41
08/01/2016	26689	Cal-Mesa Steel Supply, Inc.	658.80
08/01/2016	26690	CA Hazardous Service, Inc.	2,500.00
08/01/2016	26691	Evans-Hydro Inc.	9,627.01
08/01/2016	26692	Fastenal Company	30.33
08/01/2016	26693	Alan L. Grubel Automotive Inc.	339.00
08/01/2016	26694	Hach Company	482.87
08/01/2016	26695	VOID CHECK	0.00
08/01/2016	26696	Innerline Engineering	2,734.38
08/01/2016	26697	JB Paving & Engineering, Inc.	5,100.00
08/01/2016	26698	Harold J. Cossette	5,248.80
08/01/2016	26699	Lowe's Companies, Inc.	907.20
08/01/2016	26700	Nuckles Oil Company, Inc.	2,947.97
08/01/2016	26701	Nagem, Inc.	485.05
08/01/2016	26702	Nalco Company	5,176.48
08/01/2016	26703	Office Solutions Business Prod	135.51
08/01/2016	26704	P & R Paper Supply Co., Inc.	949.05
08/01/2016	26705	SB CNTY-Fire Protection Distri	283.69
08/01/2016	26706	Smart & Final Stores, LLC	91.52
08/01/2016	26707	Southwest Concrete Products	747.15
08/01/2016	26708	Steven Enterprises, Inc	1,438.37
08/01/2016	26709	Donald Kent Stone	500.00
08/01/2016	26710	UPS Store#1504/ Mail Boxes Etc	17.50
08/01/2016	26711	HD Supply Facilities Maintenanc	1,677.33
08/01/2016	26712	Wilbur's	486.00
08/01/2016	26713	ZEP Manufacturing Company	469.59
08/01/2016	26714	Center Electric	7,475.00
08/01/2016	26715	State Water Resources Control	105.00
08/01/2016	26716	CWEA-TCP (OAKPORT ST.)	88.00
08/01/2016	26717	Water Environment Federation	705.00
08/01/2016	26718	Dustin Hochreiter	71.00
08/01/2016	26719	CRAIG, NORMAN JR	47.36
08/01/2016	26720	Inland Water Works Supply Co.	1,864.64
08/01/2016	26721	U.S. Telepacific Corp	4,027.46
08/05/2016	26722	PAYROLL CHECK	2,025.11
08/05/2016	26723	PAYROLL CHECK	189.97
08/05/2016	26724	WageWorks, Inc.	1,462.27
08/05/2016	26725	Public Employees' Retirement S	24,501.66
08/05/2016	26726	Hong Nelson	125.00
08/05/2016	26727	IBEW Local 1436	168.00

Check Register - August 2016

<u>Check Date</u>	<u>Check Number</u>	<u>Name</u>	<u>Check Amount</u>
08/05/2016	26728	California State Disbursement	115.38
08/05/2016	26729	California State Disbursement	476.30
08/05/2016	26730	Department of the Treasury - I	125.00
08/05/2016	26731	Standard Insurance Company	2,749.60
08/05/2016	26732	Anthem Blue Cross L and H	411.40
08/05/2016	26733	Standard Insurance Company	3,425.01
08/05/2016	26734	Standard Insurance Vision Plan	660.84
08/05/2016	26735	MetLife Small Business Center	629.14
08/08/2016	26736	Boot Barn #4	546.38
08/08/2016	26737	Public Employees' Retirement S	1,325.00
08/08/2016	26738	Cobb's Printing, LLC	66.96
08/08/2016	26739	Gregory N. Godwin	162.38
08/08/2016	26740	Workboot Warehouse	172.12
08/08/2016	26741	Berkshire Hathaway Homestate C	15,735.87
08/08/2016	26742	VOID CHECK	0.00
08/08/2016	26743	California Boiler, Inc.	650.00
08/08/2016	26744	Ameripride Uniform Services	534.84
08/08/2016	26745	First American Data Tree, LLC	50.00
08/08/2016	26746	Frontier Communications	143.88
08/08/2016	26747	InfoSend, Inc.	5,321.08
08/08/2016	26748	Raiset R. Santana and Adriana	64.70
08/08/2016	26749	Kelly Services, Inc.	1,101.60
08/08/2016	26750	McCall's Meter Sales & Service	225.00
08/08/2016	26751	Pacwest Engineering Co., Inc.	13,666.48
08/08/2016	26752	Pro-Pipe & Supply, Inc.	141.56
08/08/2016	26753	Separation Processes, Inc.	1,558.00
08/08/2016	26754	The Gas Company	30.09
08/08/2016	26755	Underground Service Alert Of S	171.00
08/08/2016	26756	News Mirror Publishing, Inc.	139.75
08/08/2016	26757	Yucaipa Valley Water District	186,197.25
08/08/2016	26758	Walter L. Ferar	227.50
08/08/2016	26759	Air & Hose Source, Inc.	10.00
08/08/2016	26760	Ampak Chemicals, Inc.	9,469.44
08/08/2016	26761	Aqua-Metric Sales Company	6,382.81
08/08/2016	26762	Charles P. Crowley Company, In	1,826.64
08/08/2016	26763	Cemex Inc. USA	876.26
08/08/2016	26764	VOID CHECK	0.00
08/08/2016	26765	Crown Ace Hardware - Yucaipa	715.63
08/08/2016	26766	Jan Brinkman Jr.	255.00
08/08/2016	26767	Evoqua Water Technologies LLC	172.14
08/08/2016	26768	Fastenal Company	210.03
08/08/2016	26769	Grainger	1,885.97
08/08/2016	26770	Alan L. Grubel Automotive Inc.	231.70
08/08/2016	26771	Hasa, Inc.	3,885.50
08/08/2016	26772	Industrial Safety Supply Corp	810.57
08/08/2016	26773	Inland Water Works Supply Co.	1,099.28
08/08/2016	26774	JB Paving & Engineering, Inc.	1,675.00
08/08/2016	26775	Johnson Power Systems	876.88
08/08/2016	26776	Main's Lock Supply Inc.	121.50
08/08/2016	26777	Nagem, Inc.	2,748.72
08/08/2016	26778	Odyssey Power Corporation	2,250.00
08/08/2016	26779	R & R Anderson Trucking	2,159.20
08/08/2016	26780	RDO Equipment Co.	555.35
08/08/2016	26781	Redlands-Yucaipa Rentals Inc.	99.00
08/08/2016	26782	Ronald A. Duncan, Inc.	425.00
08/08/2016	26783	Safeguard Business Systems Inc	1,188.81
08/08/2016	26784	Safety Kleen Systems, Inc.	158.85
08/08/2016	26785	SB CNTY-Fire Protection Distri	90.88
08/08/2016	26786	Sterling Water Technologies LL	17,639.43

Check Register - August 2016

<u>Check Date</u>	<u>Check Number</u>	<u>Name</u>	<u>Check Amount</u>
08/08/2016	26787	UPS Store#1504/ Mail Boxes Etc	10.64
08/08/2016	26788	City of Yucaipa	780.00
08/08/2016	26789	House Of Quality, Parts Plus	3,676.79
08/08/2016	26790	VOID CHECK	0.00
08/10/2016	26791	UNITED PAVING CO.	500.00
08/10/2016	26792	OLMSTED, RUTH	50.36
08/15/2016	26793	Citizens Business Bank	9,927.00
08/15/2016	26794	Delta Partners, LLC	7,500.00
08/15/2016	26795	Dudek & Associates, Inc	2,700.78
08/15/2016	26796	One Stop Landscape Supply Inc	21,607.50
08/15/2016	26797	Pascal & Ludwig Constructors I	188,622.00
08/15/2016	26798	Platinum Advisors, LLC	5,000.00
08/15/2016	26799	RMC Water and Environment	2,400.00
08/15/2016	26800	Sacramento Bank of Commerce	9,939.00
08/15/2016	26801	Weka, Inc.	142,121.80
08/15/2016	26802	David L. Wysocki	4,350.00
08/15/2016	26803	Security Bank of California	7,480.20
08/15/2016	26804	Ameripride Uniform Services	521.82
08/15/2016	26805	AT&T Mobility	1,600.90
08/15/2016	26806	Burgeson's Heating & Air Cond.	248.00
08/15/2016	26807	Central Communications	270.95
08/15/2016	26808	Corelogic, Inc.	330.00
08/15/2016	26809	Coverall North America, Inc.	1,021.00
08/15/2016	26810	CA-EPA Dept Of Toxic Substance	300.00
08/15/2016	26811	Incode Division-Tyler Technolo	350.00
08/15/2016	26812	Kelly Services, Inc.	1,101.60
08/15/2016	26813	San Gorgonio Pass Water Agency	30,325.26
08/15/2016	26814	The Counseling Team Internatio	240.00
08/15/2016	26815	Time Warner Cable	389.99
08/15/2016	26816	Wells Fargo Bank-Corporate Tru	1,670,553.74
08/15/2016	26817	Allmax Software, Inc.	2,318.00
08/15/2016	26818	Bernell Hydraulics, Inc.	2,099.35
08/15/2016	26819	Brenntag Pacific, Inc	21,797.45
08/15/2016	26820	Charles P. Crowley Company, In	2,617.57
08/15/2016	26821	Calolympic Glove & Safety Co.,	475.42
08/15/2016	26822	Cemex Inc. USA	2,014.68
08/15/2016	26823	Center Electric	8,448.20
08/15/2016	26824	Victor James Valenti	4,405.88
08/15/2016	26825	Jan Brinkman Jr.	1,678.32
08/15/2016	26826	Evoqua Water Technologies LLC	993.93
08/15/2016	26827	Fastenal Company	339.76
08/15/2016	26828	Gierlich-Mitchell Inc	306.72
08/15/2016	26829	Grainger	680.04
08/15/2016	26830	Hasa, Inc.	3,847.12
08/15/2016	26831	Inland Water Works Supply Co.	16,548.30
08/15/2016	26832	Main's Lock Supply Inc.	445.50
08/15/2016	26833	Nuckles Oil Company, Inc.	5,463.39
08/15/2016	26834	Nagem, Inc.	425.00
08/15/2016	26835	Pro-Pipe & Supply, Inc.	338.31
08/15/2016	26836	Q Versa, LLC	7,825.88
08/15/2016	26837	Riverside Winnelson Company	540.65
08/15/2016	26838	Uline, Inc.	1,735.37
08/15/2016	26839	CWEA-TCP (OAKPORT ST.)	427.00
08/15/2016	26840	James Nicholson	155.00
08/19/2016	26841	PAYROLL CHECK	2,025.12
08/19/2016	26842	WageWorks, Inc.	1,462.27
08/19/2016	26843	Public Employees' Retirement S	24,515.31
08/19/2016	26844	Hong Nelson	125.00
08/19/2016	26845	California State Disbursement	115.38

Check Register - August 2016

<u>Check Date</u>	<u>Check Number</u>	<u>Name</u>	<u>Check Amount</u>
08/19/2016	26846	California State Disbursement	476.30
08/19/2016	26847	Department of the Treasury - I	125.00
08/22/2016	26848	Atkinson, Andelson, Loya, Ruud	969.44
08/22/2016	26849	State Water Resources Control	105.00
08/22/2016	26850	Matthew Porras	978.68
08/22/2016	26851	Dan Hohman	172.00
08/22/2016	26852	American Family Life Assurance	3,794.53
08/22/2016	26853	Rodd Greene	624.31
08/22/2016	26854	Dennis Neff	565.53
08/22/2016	26855	Robert Wall	575.46
08/22/2016	26856	Western Dental Services, Inc.	306.86
08/22/2016	26857	Workboot Warehouse	200.00
08/22/2016	26858	Charlie Bailey	542.83
08/22/2016	26859	California Special Districts A	225.00
08/22/2016	26860	WageWorks, Inc.	212.75
08/22/2016	26861	CalPERS - HEALTH	65,444.45
08/22/2016	26862	VOID CHECK	0.00
08/22/2016	26863	Best Home Center	32.36
08/22/2016	26864	Dudek & Associates, Inc	1,800.00
08/22/2016	26865	Fedex	32.91
08/22/2016	26866	Frontier Communications	141.95
08/22/2016	26867	InfoSend, Inc.	3,444.42
08/22/2016	26868	Kelly Services, Inc.	1,101.60
08/22/2016	26869	NetComp Technologies, Inc.	3,000.00
08/22/2016	26870	Armocast Products Company	2,611.12
08/22/2016	26871	Auto Care Clinic	66.58
08/22/2016	26872	BofA Credit Card	600.94
08/22/2016	26873	Bernell Hydraulics, Inc.	683.32
08/22/2016	26874	Cemex Inc. USA	654.34
08/22/2016	26875	Center Electric	510.52
08/22/2016	26876	Clinical Laboratory of San Ber	6,283.50
08/22/2016	26877	ePower Network, Inc.	695.00
08/22/2016	26878	Evoqua Water Technologies LLC	918.60
08/22/2016	26879	Fastenal Company	152.77
08/22/2016	26880	Frost Company	4,500.00
08/22/2016	26881	G&G Environmental Compliance, I	5,599.32
08/22/2016	26882	HD Supply Waterworks, Ltd.	1,199.59
08/22/2016	26883	Hemet Valley Tool & Supply	772.20
08/22/2016	26884	Industrial Safety Supply Corp	105.69
08/22/2016	26885	Inland Water Works Supply Co.	6,615.80
08/22/2016	26886	Innerline Engineering	8,203.13
08/22/2016	26887	Kevin E. French	6,171.00
08/22/2016	26888	Main's Lock Supply Inc.	24.30
08/22/2016	26889	MBC Applied Environmental Scie	1,300.00
08/22/2016	26890	Nuckles Oil Company, Inc.	4,214.62
08/22/2016	26891	Nalco Company	5,176.48
08/22/2016	26892	NCL Of Wisconsin Inc	618.77
08/22/2016	26893	Office Solutions Business Prod	394.53
08/22/2016	26894	Page Locksmith	201.65
08/22/2016	26895	Pall Corporation	19,690.50
08/22/2016	26896	Riverside Winnelson Company	160.92
08/22/2016	26897	ROW Traffic Safety, Inc.	2,797.89
08/22/2016	26898	Safeguard Business Systems Inc	320.76
08/22/2016	26899	Steven Enterprises, Inc	471.87
08/22/2016	26900	Ameripride Uniform Services	538.78
08/22/2016	26901	California Department of Fish	850.00
08/22/2016	26902	Dan Hohman	71.00
08/22/2016	26903	SCE Rosemead	238,041.99
08/22/2016	26904	State Water Resources Control	1,297.00

Check Register - August 2016

<u>Check Date</u>	<u>Check Number</u>	<u>Name</u>	<u>Check Amount</u>
08/24/2016	26905	THOMPSON, PAUL F	11.56
08/24/2016	26906	YBARRA, JOHN	480.78
08/29/2016	26907	NAGLE, LLOYD	104.61
08/29/2016	26908	MALLARD, BRIAN	47.73
08/29/2016	26909	SCHUBERT, GRACIE	42.43
08/29/2016	26910	Caleb Nazario	164.00
08/29/2016	26911	ADS, LLC	3,951.00
08/29/2016	26912	Ralph C. Casas	87.00
08/29/2016	26913	Ameripride Uniform Services	528.24
08/29/2016	26914	Auto Care Clinic	103.11
08/29/2016	26915	Calimesa Chamber Of Commerce	35.00
08/29/2016	26916	Inland Empire Resource Conserv	340.32
08/29/2016	26917	Kelly Services, Inc.	385.56
08/29/2016	26918	Krieger & Stewart	44,779.53
08/29/2016	26919	Leroy's Landscape Services	5,700.00
08/29/2016	26920	NetComp Technologies, Inc.	11,677.76
08/29/2016	26921	SCCI, Inc.	350.00
08/29/2016	26922	Association of San Bernardino	90.00
08/29/2016	26923	U.S. Telepacific Corp	4,024.80
08/29/2016	26924	Transworld Systems, Inc.	5,625.00
08/29/2016	26925	Yucaipa Disposal, Inc.	1,413.00
08/29/2016	26926	Anthony Joseph Sobral	50.55
08/29/2016	26927	All American Sewer Tools	455.46
08/29/2016	26928	American Melt Blown & Filtrati	3,250.00
08/29/2016	26929	Automated Gate Services, Inc.	135.00
08/29/2016	26930	BofA Credit Card	244.25
08/29/2016	26931	Bob Walker	234.36
08/29/2016	26932	Brenntag Pacific, Inc	12,717.67
08/29/2016	26933	Brithinee Electric	6,861.81
08/29/2016	26934	Jeanntte Wisdom	4,070.72
08/29/2016	26935	CHJ Consultants	460.00
08/29/2016	26936	Jan Brinkman Jr.	120.00
08/29/2016	26937	Gabe Crane	6,024.40
08/29/2016	26938	Grainger	436.69
08/29/2016	26939	Alan L. Grubel Automotive Inc.	697.10
08/29/2016	26940	Hasa, Inc.	3,869.05
08/29/2016	26941	Inland Water Works Supply Co.	17,874.84
08/29/2016	26942	Innerline Engineering	1,750.00
08/29/2016	26943	Johnson Power Systems	338.76
08/29/2016	26944	King Lee Chemical, Co.	25,915.56
08/29/2016	26945	Kevin E. French	191.00
08/29/2016	26946	Nuckles Oil Company, Inc.	2,353.31
08/29/2016	26947	Nagem, Inc.	1,274.53
08/29/2016	26948	Tony R. Harris	2,801.15
08/29/2016	26949	Pro-Pipe & Supply, Inc.	347.83
08/29/2016	26950	R & R Anderson Trucking	1,368.89
08/29/2016	26951	Red Alert Special Couriers	344.26
08/29/2016	26952	Smart & Final Stores, LLC	252.80
08/29/2016	26953	Uline, Inc.	1,245.11
08/29/2016	26954	United Rentals Northwest, Inc.	706.37
August 2016 Check Register Total			3,463,435.82

Financial Account Information - August 2016

DATE	DESCRIPTION	Deposit Checking	General Checking	Investment Checking	Treasuries at cost	LAIF Invest. Fund	TOTAL ACTIVITY
07/31/2016	bal forward	1,141,025.76	30,000.00	24,756.64	504,189.65	16,157,905.95	17,857,878.00
7/31	rev retained in MM				(4,394.70)		(4,394.70)
08/01/2016	Deposit	73,269.57					73,269.57
	Credit Card-7/29	1,946.05					1,946.05
	Credit Card-8/1	4,994.42					4,994.42
	Electronic	21,264.22					21,264.22
	Website-8/1	5,997.46					5,997.46
	Website-8/2	630.78					630.78
	Website-8/2	1,871.21					1,871.21
08/02/2016	Deposit	11,944.98					11,944.98
	ETS Fees	(2,056.28)					(2,056.28)
	ETS Fees	(1,826.55)					(1,826.55)
	Deposit - M/C	11,473.78					11,473.78
	Credit Card-8/1	517.20					517.20
	Credit Card-8/2	2,167.40					2,167.40
	Electronic	33,294.86					33,294.86
	Website-8/2	6,144.58					6,144.58
	Website-8/3	78.52					78.52
	Website-8/3	170.17					170.17
08/03/2016	Deposit	43,268.85					43,268.85
	Credit Card-8/2	1,678.32					1,678.32
	Credit Card-8/3	6,470.80					6,470.80
	Electronic	25,550.93					25,550.93
	Website-8/3	4,153.78					4,153.78
	Website-8/4	214.71					214.71
	Website-8/4	860.94					860.94
	ACH pymts	65,411.05					65,411.05
08/04/2016	Deposit	54,559.62					54,559.62
	Deposit-Riv Tax	836.80					836.80
	Deposit-Riv Tax	742.92					742.92
	Credit Card-8/3	1,816.30					1,816.30
	Credit Card-8/4	14,786.43					14,786.43
	Electronic	16,555.77					16,555.77
	Website-8/4	3,219.28					3,219.28
	Website-8/5	440.20					440.20
	Website-8/5	1,600.48					1,600.48
8/5/16-PR	Federal Taxes		(53,331.10)				(53,331.10)
8/5/16-PR	State Taxes		(8,817.49)				(8,817.49)
8/5/16-PR	PR Direct Deposit		(123,875.85)				(123,875.85)
8/5/16-PR	VOYA 457		(7,567.21)				(7,567.21)
8/5/16-PR	CalPERS 457		(20,739.08)				(20,739.08)
	Void\Stop CE ck#25950, 4/25		7,475.00				7,475.00
	Ck#26669-26735		(365,576.78)				(365,576.78)
	TRF#1447- AP & PR	(572,432.51)	572,432.51				0.00
08/05/2016	Deposit	34,938.97					34,938.97
	Credit Card-8/4	989.35					989.35
	Credit Card-8/5	4,037.95					4,037.95
	Electronic	18,732.08					18,732.08
	Website-8/5	4,344.94					4,344.94
	Website-8/6	2,642.98					2,642.98
	Website-8/7	3,329.03					3,329.03
	Website-8/8	216.76					216.76
	Website-8/8	624.89					624.89
08/08/2016	Deposit	121,370.69					121,370.69
	Credit Card-8/5	532.68					532.68
	Credit Card-8/8	4,907.59					4,907.59
	Electronic	20,286.78					20,286.78
	Website-8/8	5,894.70					5,894.70
	Website-8/9	352.97					352.97
	Website-8/9	608.51					608.51

Financial Account Information - August 2016

DATE	DESCRIPTION	Deposit	General	Investment	Treasuries	LAIF	TOTAL
		Checking	Checking	Checking	at cost	Invest. Fund	ACTIVITY
07/31/2016	bal forward	1,141,025.76	30,000.00	24,756.64	504,189.65	16,157,905.95	17,857,878.00
08/09/2016	Deposit	24,499.86					24,499.86
	Credit Card-8/8	807.01					807.01
	Credit Card-8/9	2,549.98					2,549.98
	Electronic	34,512.58					34,512.58
	Website-8/9	3,926.87					3,926.87
	Website-8/10	319.79					319.79
	Website-8/10	834.41					834.41
08/10/2016	Deposit	72,477.66					72,477.66
	Deposit-Riv Tax	5,126.16					5,126.16
	Credit Card-8/9	1,562.32					1,562.32
	Credit Card-8/10	6,334.76					6,334.76
	Electronic	22,313.31					22,313.31
	Website-8/10	2,533.56					2,533.56
	Website-8/11	18.18					18.18
	Website-8/11	533.38					533.38
	ACH pymts	76,248.65					76,248.65
	Ck#26736-26792		(297,093.22)				(297,093.22)
	TRF#1448- AP	(297,093.22)	297,093.22				0.00
08/11/2016	Deposit	32,525.86					32,525.86
	Deposit-Singleton Rd, LLC	53,471.00					53,471.00
	Credit Card-8/10	753.74					753.74
	Credit Card-8/11	952.11					952.11
	Electronic	15,887.48					15,887.48
	Website-8/11	3,515.38					3,515.38
	Website-8/12	377.02					377.02
	Website-8/12	780.62					780.62
08/12/2016	Deposit	48,596.50					48,596.50
	Deposit-M/C	28,445.20					28,445.20
	Credit Card-8/11	584.93					584.93
	Credit Card-8/12	1,312.86					1,312.86
	Electronic	21,050.89					21,050.89
	Website-8/12	3,475.18					3,475.18
	Website-8/13	320.48					320.48
	Website-8/13	2,984.08					2,984.08
	Website-8/14	74.82					74.82
	Website-8/14	3,190.81					3,190.81
	Website-8/15	315.01					315.01
	Website-8/15	490.77					490.77
08/15/2016	Deposit	271,598.38					271,598.38
	Credit Card-8/12	1,633.45					1,633.45
	Credit Card-8/15	3,153.25					3,153.25
	Electronic	29,176.19					29,176.19
	Website-8/15	4,592.55					4,592.55
	Website-8/16	465.25					465.25
	Website-8/16	674.94					674.94
	ACH pmts	82,149.41					82,149.41
	ACH pmts	81.92					81.92
08/16/2016	Deposit	11,791.78					11,791.78
	Credit Card-8/15	2,020.21					2,020.21
	Credit Card-8/16	2,327.81					2,327.81
	Electronic	27,114.76					27,114.76
	Website-8/16	2,935.27					2,935.27
	Website-8/17	183.13					183.13
	Website-8/17	1,458.52					1,458.52
	TRF#1449-LAIF to Inv Cking			3,000,000.00		(3,000,000.00)	0.00
	TRF#1450-Inv to Deposit	2,995,000.00		(2,995,000.00)			0.00

Financial Account Information - August 2016

DATE	DESCRIPTION	Deposit Checking	General Checking	Investment Checking	Treasuries at cost	LAIF Invest. Fund	TOTAL ACTIVITY
07/31/2016	bal forward	1,141,025.76	30,000.00	24,756.64	504,189.65	16,157,905.95	17,857,878.00
08/17/2016	Deposit	37,098.60					37,098.60
	Credit Card-8/16	1,076.21					1,076.21
	Credit Card-8/17	8,833.42					8,833.42
	Electronic	13,397.75					13,397.75
	Website-8/17	6,284.46					6,284.46
	Website-8/18	58.13					58.13
	Website-8/18	732.12					732.12
8/19/16-PR	Federal Taxes		(50,544.15)				(50,544.15)
8/19/16-PR	State Taxes		(8,371.56)				(8,371.56)
8/19/16-PR	PR Direct Deposit		(118,928.31)				(118,928.31)
8/19/16-PR	VOYA 457		(6,677.21)				(6,677.21)
8/19/16-PR	CalPERS 457		(18,801.51)				(18,801.51)
	Ck#26793-26847		(2,223,672.76)				(2,223,672.76)
	TRF#1451- AP & PR	(2,426,995.50)	2,426,995.50				0.00
08/18/2016	Deposit	41,245.68					41,245.68
	Credit Card-8/17	590.53					590.53
	Credit Card-8/18	1,530.03					1,530.03
	Electronic	11,016.53					11,016.53
	Website-8/18	2,703.87					2,703.87
	Website-8/19	123.35					123.35
	Website-8/19	1,030.58					1,030.58
08/19/2016	Deposit	27,082.96					27,082.96
	Credit Card-8/18	846.20					846.20
	Credit Card-8/19	3,399.10					3,399.10
	Electronic	19,246.23					19,246.23
ok	Website-8/19	3,674.36					3,674.36
ok	Website-8/20	2,769.54					2,769.54
	Website-8/21	2,870.49					2,870.49
	Website-8/22	42.43					42.43
	Website-8/22	778.08					778.08
08/22/2016	Deposit	66,261.72					66,261.72
	Credit Card-8/19	815.19					815.19
	Credit Card-8/22	4,172.97					4,172.97
	Electronic	21,170.50					21,170.50
	Website-8/22	2,954.98					2,954.98
	Website-8/23	197.73					197.73
	Website-8/23	277.80					277.80
	ACH pmts	40,272.87					40,272.87
08/23/2016	Deposit	17,405.49					17,405.49
	Credit Card-8/22	444.40					444.40
	Credit Card-8/23	2,110.91					2,110.91
	Electronic	22,427.92					22,427.92
	Website-8/23	1,548.75					1,548.75
	Website-8/24	284.74					284.74
	Website-8/24	933.56					933.56
08/24/2016	Deposit	25,245.98					25,245.98
	Credit Card-8/23	316.22					316.22
	Credit Card-8/24	8,803.38					8,803.38
	Electronic	12,026.38					12,026.38
	Website-8/24	2,715.65					2,715.65
	Website-8/25	42.43					42.43
	Website-8/25	800.42					800.42
	Ck#26848-26906		(407,276.90)				(407,276.90)
	TRF#1452- AP	(407,276.90)	407,276.90				0.00
08/25/2016	Deposit	36,521.17					36,521.17
	Deposit-M/C	275,755.20					275,755.20
	Credit Card-8/24	744.06					744.06
	Credit Card-8/25	948.43					948.43
	Electronic	6,277.96					6,277.96

Financial Account Information - August 2016

DATE	DESCRIPTION	Deposit Checking	General Checking	Investment Checking	Treasuries at cost	LAIF Invest. Fund	TOTAL ACTIVITY
07/31/2016	bal forward	1,141,025.76	30,000.00	24,756.64	504,189.65	16,157,905.95	17,857,878.00
8/25	Website-8/25	1,979.53					1,979.53
	Website-8/26	343.37					343.37
	Website-8/26	464.98					464.98
	ACH pmts	87,675.32					87,675.32
	ACH pmts	2,170.63					2,170.63
8/25	Analysis fees reversed			34.00			34.00
08/26/2016	Deposit	27,868.57					27,868.57
	Deposit-M/C	45,413.60					45,413.60
	Deposit-M/C	5,504.00					5,504.00
	Credit Card-8/25	813.20					813.20
	Credit Card-8/26	2,015.57					2,015.57
	Electronic	9,510.50					9,510.50
	Website-8/26	3,019.49					3,019.49
	Website-8/27	153.17					153.17
ok	Website-8/27	1,920.83					1,920.83
	Website-8/28	2,188.11					2,188.11
	Website-8/29	100.00					100.00
	Website-8/29	375.22					375.22
08/29/2016	Deposit	64,219.40					64,219.40
	Deposit-M/C	19,484.92					19,484.92
	Credit Card-8/26	352.30					352.30
	Credit Card-8/29	2,145.65					2,145.65
	Electronic	8,774.69					8,774.69
	Website-8/29	2,316.32					2,316.32
	Website-8/30	82.63					82.63
	Website-8/30	212.46					212.46
	void check# 26764, 8/8/16		6,024.40				6,024.40
	Ck#26907-26954		(175,840.56)				(175,840.56)
	TRF#1453- AP	(169,816.16)	169,816.16				0.00
08/30/2016	Deposit	5,753.53					5,753.53
	Deposit-M/C	16,266.50					16,266.50
	Credit Card-8/29	8,451.15					8,451.15
	Credit Card-8/30	3,038.24					3,038.24
	Electronic	22,854.39					22,854.39
	Website-8/30	3,388.59					3,388.59
	Website-8/31	1,004.28					1,004.28
08/31/2016	Deposit	35,511.66					35,511.66
	Credit Card-8/30	543.68					543.68
	Credit Card-8/31	3,921.33					3,921.33
	Electronic	14,711.48					14,711.48
	Website-8/31	5,817.01					5,817.01
	Website-9/1	988.58					988.58
	August '16 NSF's	(1,829.65)					(1,829.65)
8/31	retained in MM				4,394.74		4,394.74
TOTALS		2,962,764.62	30,000.00	29,790.64	504,189.69	13,157,905.95	16,684,650.90

Investment Summary - August 2016

U.S. TREASURIES						
Quantity	Description	Cusip	Maturity Date	Yield	Cost of Purchase	Market Value
496,000	US Treasury Note	912828WP1	June 15, 2017	0.875%	499,794.95	497,840.57
496,000	Total Values				499,794.95	497,840.57

Money Market Account Activity-Beginning Balance	4,394.70
8/31/16 - Dividend/Interest Income	0.04 0.04
Intra-Bank Transfers to/from Investment Checking Fund Transfers	0.00 0.00
Cusip Maturity Redemptions	0.00 0.00
Cusip Purchase Purchases	0.00 0.00
Ending Balance - Money Market	4,394.74
US Treasury Securities Investment Principal	499,794.95
Total Assets	504,189.69

David Sandy 714-257-4415

7/14/16 per David we are LEVEL 1 for GASB 72 reporting. Written information to follow.

Investment Summary - August 2016

LOCAL AGENCY INVESTMENT FUND

PERIOD	TOTAL WITHDRAWAL AMOUNT	TOTAL DEPOSIT AMOUNT	ACCRUED INTEREST (QUARTERLY)	ENDING BALANCE
July 31, 2016	(\$3,000,000.00)	\$0.00	\$24,655.18	\$16,157,905.95
August 31, 2016	(\$3,000,000.00)	\$0.00	\$0.00	\$13,157,905.95
September 30, 2016	\$0.00	\$0.00	\$0.00	\$13,157,905.95
October 31, 2016	\$0.00	\$0.00	\$0.00	\$13,157,905.95
November 30, 2016	\$0.00	\$0.00	\$0.00	\$13,157,905.95
December 31, 2016	\$0.00	\$0.00	\$0.00	\$13,157,905.95
January 31, 2017	\$0.00	\$0.00	\$0.00	\$13,157,905.95
February 28, 2017	\$0.00	\$0.00	\$0.00	\$13,157,905.95
March 31, 2017	\$0.00	\$0.00	\$0.00	\$13,157,905.95
April 30, 2017	\$0.00	\$0.00	\$0.00	\$13,157,905.95
May 31, 2017	\$0.00	\$0.00	\$0.00	\$13,157,905.95
June 30, 2017	\$0.00	\$0.00	\$0.00	\$13,157,905.95

L.A.I.F. INCOME SUMMARY

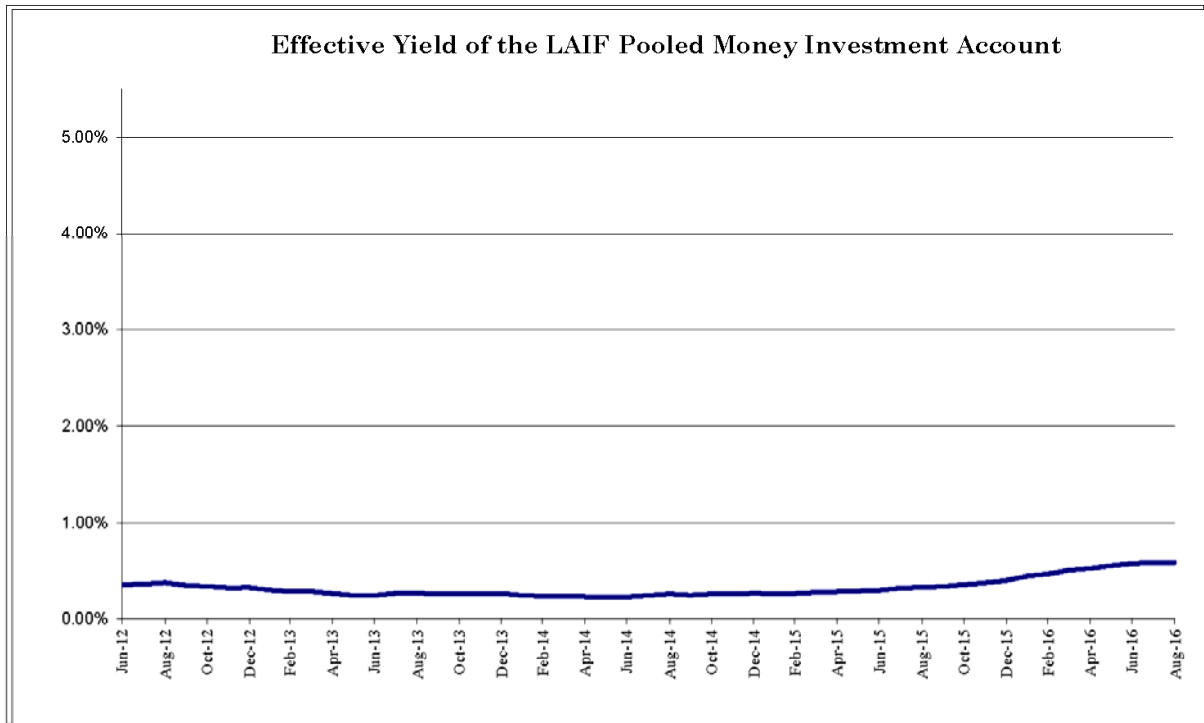
CURRENT QUARTER

FY YEAR-TO-DATE

INCOME RECEIVED

\$24,655.18

\$24,655.18



Daily Deposit Allocation - August 2016

DATE	Description	Qty	CHECKING DEPOSITS	AR Mail & Counter	AR Payment Centers	AR Credit Card	AR Electronic Rapid Pay	AR Web Site	AR ACH Auto Pay	AR TOTAL	AR Customer Deposits	Water Allocation	Sewer Allocation	Recycled Allocation	RECAP TOTAL
08/01/2016	Mail & Counter	495	73,289.57	73,289.57						73,289.57					73,289.57
	Credit Cards	59	6,940.47			6,940.47				6,940.47					6,940.47
	Electronic	190	21,264.22				21,264.22			21,264.22					21,264.22
	Website	73	8,499.45					8,371.70		8,371.70	127.75				8,499.45
08/02/2016	Mail & Counter	121	11,944.98	11,944.98						11,944.98					11,944.98
	Deposit-M/C	28	11,473.78							0.00			2,418.72		11,473.78
	Credit Cards	28	2,684.60			2,684.60				2,684.60					2,684.60
	Electronic	336	33,294.86				33,294.86			33,294.86					33,294.86
	Website-59 fees	62	6,393.27					6,290.02		6,290.02	103.25				6,393.27
08/03/2016	Mail & Counter	326	43,268.85	43,268.85						43,268.85					43,268.85
	Credit Cards	60	8,149.12			8,149.12				8,149.12					8,149.12
	Electronic	289	25,550.93				25,550.93			25,550.93					25,550.93
	Website	44	5,229.43					5,152.43		5,152.43	77.00				5,229.43
	ACH payment	515	65,411.05						65,411.05	65,411.05					65,411.05
08/04/2016	Mail & Counter	350	54,559.62	54,559.62						54,559.62					54,559.62
	Deposit-Riv Tax		836.80							0.00		836.80			836.80
	Deposit-Riv Tax		742.92							0.00		742.92			742.92
	Credit Cards	33	16,602.73			16,602.73				16,602.73					16,602.73
	Electronic	182	16,555.77				16,555.77			16,555.77					16,555.77
	Website	46	5,259.96					5,179.46		5,179.46	80.50				5,259.96
08/05/2016	Mail & Counter	299	34,938.97	34,938.97						34,938.97					34,938.97
	Credit Cards	39	5,027.30			5,027.30				5,027.30					5,027.30
	Electronic	201	18,732.08				18,732.08			18,732.08					18,732.08
	Website-106 fees	111	11,158.60					10,973.10		10,973.10	186.50				11,158.60
08/08/2016	Mail & Counter	655	121,370.69	121,370.69						121,370.69					121,370.69
	Credit Cards	44	5,440.27			5,440.27				5,440.27					5,440.27
	Electronic	199	20,286.78				20,286.78			20,286.78					20,286.78
	Website	41	6,856.18					6,784.43		6,784.43	71.75				6,856.18
08/09/2016	Mail & Counter	177	24,499.86	24,499.86						24,499.86					24,499.86
	Credit Cards	31	3,356.99			3,356.99				3,356.99					3,356.99
	Electronic	305	34,512.58				34,512.58			34,512.58					34,512.58
	Website-47 fees	48	5,081.07					4,998.82		4,998.82	82.25				5,081.07
08/10/2016	Mail & Counter	259	72,477.66	72,477.66						72,477.66					72,477.66
	Deposit-Riv Tax		5,126.16							0.00		4,140.53			5,126.16
	Credit Cards	60	7,897.08			7,897.08				7,897.08					7,897.08
	Electronic	189	22,313.31				22,313.31			22,313.31					22,313.31
	Website	29	3,085.12					3,034.37		3,034.37	50.75				3,085.12
	ACH payment	597	76,248.65						76,248.65	76,248.65					76,248.65
08/11/2016	Mail & Counter	216	32,525.86	32,525.86						32,525.86					32,525.86
	Deposit-Singleton Rd		53,471.00							0.00		25.00		53,446.00	53,471.00
	Credit Cards	15	1,705.85			1,705.85				1,705.85					1,705.85
	Electronic	135	15,887.48				15,887.48			15,887.48					15,887.48
	Website	36	4,673.02					4,610.02		4,610.02	63.00				4,673.02
08/12/2016	Mail & Counter	198	48,596.50	48,596.50						48,596.50					48,596.50
	Deposit-M/C		28,445.20							0.00		28,445.20			28,445.20
	Credit Cards	15	1,897.79			1,897.79				1,897.79					1,897.79
	Electronic	196	21,050.89				21,050.89			21,050.89					21,050.89
	Website-91 fees	92	10,851.15					10,891.90		10,891.90	159.25				10,851.15

Daily Deposit Allocation - August 2016

DATE	Description	Qty	DEPOSIT CHECKING DEPOSITS	AR Mail & Counter	AR Payment Centers	AR Credit Card	AR Electronic Rapid Pay	AR Web Site	AR ACH Auto Pay	AR TOTAL	AR Water Customer Deposits	Water Allocation	Sewer Allocation	Recycled Allocation	RECAP TOTAL
08/15/2016	Mail & Counter	511	271,598.38	271,598.38		4,786.70				271,598.38					271,598.38
	Credit Cards	46	4,786.70							4,786.70					4,786.70
	Electronic	211	29,176.19				29,176.19			29,176.19					29,176.19
	Website-55 fees	56	5,732.74					5,636.49		5,636.49	96.25				5,732.74
	ACH payment	669	82,231.33						82,231.33	82,231.33					82,231.33
08/16/2016	Mail & Counter	117	11,791.78	11,791.78						11,791.78					11,791.78
	Credit Cards	38	4,348.02			4,348.02				4,348.02					4,348.02
	Electronic	288	27,114.76				27,114.76			27,114.76					27,114.76
	Website	39	4,576.92					4,508.67		4,508.67	68.25				4,576.92
08/17/2016	Mail & Counter	293	37,098.60	37,098.60						37,098.60					37,098.60
	Credit Cards	63	9,909.63			9,909.63				9,909.63					9,909.63
	Electronic	153	13,397.75				13,397.75			13,397.75					13,397.75
	Website-56 fees	58	7,074.71					6,976.71		6,976.71	98.00				7,074.71
08/18/2016	Mail & Counter	211	41,245.68	41,245.68						41,245.68					41,245.68
	Credit Cards	20	2,120.56			2,120.56				2,120.56					2,120.56
	Electronic	114	11,016.53				11,016.53			11,016.53					11,016.53
	Website	31	3,857.80					3,803.55		3,803.55	54.25				3,857.80
08/19/2016	Mail & Counter	199	27,082.96	27,082.96						27,082.96					27,082.96
	Credit Cards	37	4,245.30			4,245.30				4,245.30					4,245.30
	Electronic	216	19,246.23				19,246.23			19,246.23					19,246.23
	Website	92	10,134.90					9,973.90		9,973.90	161.00				10,134.90
08/22/2016	Mail & Counter	443	66,261.72	66,261.72						66,261.72					66,261.72
	Credit Cards	40	4,988.16			4,988.16				4,988.16					4,988.16
	Electronic	216	21,170.50				21,170.50			21,170.50					21,170.50
	Website	35	3,430.51					3,369.26		3,369.26	61.25				3,430.51
	ACH payment	534	40,272.87						40,272.87	40,272.87					40,272.87
08/23/2016	Mail & Counter	95	17,405.49	17,405.49						17,405.49					17,405.49
	Credit Cards	27	2,555.31			2,555.31				2,555.31					2,555.31
	Electronic	243	22,427.92				22,427.92			22,427.92					22,427.92
	Website-26 fees	27	2,767.05							2,767.05	45.50				2,767.05
08/24/2016	Mail & Counter	258	25,245.98	25,245.98						25,245.98					25,245.98
	Credit Cards	24	9,119.60			9,119.60				9,119.60					9,119.60
	Electronic	114	12,026.38				12,026.38			12,026.38					12,026.38
	Website	30	3,558.50					3,506.00		3,506.00	52.50				3,558.50
08/25/2016	Mail & Counter	159	36,521.17	36,521.17						36,521.17					36,521.17
	Deposit-M/C		275,755.20							0.00		177,103.20	98,652.00		275,755.20
	Credit Cards	16	1,692.49			1,692.49				1,692.49					1,692.49
	Electronic	69	6,277.96				6,277.96			6,277.96					6,277.96
	Website	29	2,787.88					2,737.13		2,737.13	50.75				2,787.88
	ACH payment	613	89,845.95						89,845.95	89,845.95					89,845.95

Daily Deposit Allocation - August 2016

DATE	Description	Qty	DEPOSIT CHECKING	AR Mail & Counter	AR Payment Centers	AR Credit Card	AR Electronic Rapid Pay	AR Web Site	AR ACH Auto Pay	AR TOTAL	AR Water Customer Deposits	Water Allocation	Sewer Allocation	Recycled Allocation	RECAP TOTAL
08/26/2016	Mail & Counter	164	27,868.57	27,868.57						27,868.57					27,868.57
	Deposit-M/C		5,504.00							0.00		5,504.00			5,504.00
	Deposit-M/C		45,413.60							0.00		45,413.60			45,413.60
	Credit Cards	29	2,828.77			2,828.77				2,828.77					2,828.77
	Electronic	92	9,510.50				9,510.50			9,510.50					9,510.50
	Website	69	7,756.82					7,636.07		7,636.07	120.75				7,756.82
08/29/2016	Mail & Counter	303	64,219.40	64,219.40						64,219.40					64,219.40
	Deposit-M/C		19,484.92							0.00		7,898.60	4,183.00	7,402.32	19,484.92
	Credit Cards	25	2,497.95			2,497.95				2,497.95					2,497.95
	Electronic	77	8,774.69				8,774.69			8,774.69					8,774.69
	Website-25 fees	26	2,611.41					2,567.66		2,567.66	43.75				2,611.41
08/30/2016	Mail & Counter	56	5,753.53	5,753.53						5,753.53					5,753.53
	Deposit-M/C		16,266.50							0.00		15,662.86	496.95	106.69	16,266.50
	Credit Cards	30	11,489.39			11,489.39				11,489.39					11,489.39
	Electronic	220	22,854.39				22,854.39			22,854.39					22,854.39
	Website-31 fees	32	4,392.87					4,338.62		4,338.62	54.25				4,392.87
08/31/2016	Mail & Counter	267	35,511.66	35,511.66						35,511.66					35,511.66
	Credit Cards	37	4,465.01			4,465.01				4,465.01					4,465.01
	Electronic	148	14,711.48				14,711.48			14,711.48					14,711.48
	Website	48	6,805.59					6,721.59		6,721.59	84.00				6,805.59
Aug-16	Utility Pmt Cntr-259			(21,135.26)	21,135.26					0.00					0.00
	Aug '16 NSF's		(1,829.65)	(1,829.65)						(1,829.65)					(1,829.65)
	TOTALS	15,435	2,704,235.98	1,162,449.01	21,135.26	124,749.09	447,154.18	130,583.45	354,009.65	2,240,080.84	1,991.50	295,457.96	105,750.67	60,955.01	2,704,235.98

TOTAL # AR PAYMENTS 15,435
 PERCENT OF TOTAL RECEIVED 38.31% 1.68% 5.30% 28.27% 7.48% 19% 100%

FY 2017 - Water Revenue

ACCOUNT#	DESCRIPTION	BUDGET	July '16	Aug '16	Year to Date	Percentage YTD
02-40010	Sales - Water	6,054,000	136,788	607,414	744,203	12.29%
02-40011	Sales - Construction Water	20,000	33	1,554	1,587	7.94%
02-40012	Sales - Imported Water (SGPWA)	250,000	21,274	23,259	44,533	17.81%
02-40013	Sales - Imported Water (MUNI)	850,000	4,587	82,179	86,766	10.21%
02-40014	Sales Disc.-Multi Units Usage Chrg.	(105,000)	(2,280)	(9,996)	(12,276)	11.69%
02-40015	Water Wholesale Revenue	237,600	25,569	26,558	52,126	21.94%
02-40016	Service Establishment Fee	5,000	350	350	700	14.00%
02-41000	Service Demand Charges	3,173,000	66,257	260,008	326,265	10.28%
02-41001	Fire Service Standby Fees	30,000	1,311	3,475	4,786	15.95%
02-41003	Construction Service Charge	15,000	129	966	1,095	7.30%
02-41005	Sales Disc-Multi Units Service Chrg.	(135,000)	(2,983)	(11,376)	(14,359)	10.64%
02-41010	Unauthorized Use of Water Charge	2,000	0	0	0	0.00%
02-41110	Meter/Lateral installation	65,000	4,875	5,250	10,125	15.58%
02-41112	Fire Flow Test Fees	3,500	0	300	300	8.57%
02-41113	Disconnect/Reconnect Fees	125,000	11,410	10,155	21,565	17.25%
02-41121	Penalty - Late Charges	125,000	11,746	13,503	25,250	20.20%
02-42123	Management & Accounting Fees	160,000	13,381	13,329	26,710	16.69%
02-41124	Bad Debt	(20,000)	0	0	0	0.00%
02-43010	Interest Earned	30,000	0	0	0	0.00%
02-43110	Property Tax - Unsecured	115,000	0	0	0	0.00%
02-43120	Property Tax - Secured	2,500,000	0	0	0	0.00%
02-43130	Tax Collection - Prior	20,000	0	0	0	0.00%
02-43140	Other Taxes	160,000	0	0	0	0.00%
02-49110	Rental Income (WATER STOCK)	1,700	0	0	0	
02-49150	Revenue - Misc. Non-Operating	100,000	3,892	14,265	18,157	18.16%
	WATER OPERATING REVENUE	13,781,800	296,339	1,041,193	1,337,533	9.71%
	Grants	0			0	
02-89901	Facility Capacity Charges	0	188,692	188,038	376,730	
02-89902	Sustainability	0	13,611	12,898	26,509	
	TOTAL WATER REVENUE	13,781,800	498,642	1,242,130	1,740,772	

FY 2017 - Sewer Revenue

ACCOUNT#	DESCRIPTION	BUDGET	July '16	Aug '16	Year to Date	Percentage YTD
03-40016	Sales - Establish Service Fee	500	425	25	450	90.00%
03-41000	Sales - Sewer Charges	11,952,045	307,983	949,455	1,257,438	10.52%
03-41005	Sales Disc-Multi Units Service Chrg.	(200,000)	(6,152)	(18,284)	(24,436)	12.22%
03-41110	Meter/Lateral Installation	2,500	0	0	0	0.00%
03-41121	Penalty - Late Charges	150,000	10,538	10,913	21,452	14.30%
03-41124	Bad Debt	(20,000)	0	0	0	0.00%
03-42122	Revenue - Other Operating	5,682	180	0	180	3.17%
03-43010	Interest Earned	35,000	0	0	0	0.00%
03-43110	Property Tax - Unsecured	50,000	0	0	0	0.00%
03-43120	Property Tax - Secured	175,000	0	0	0	0.00%
03-43130	Tax Collection - Prior	10,000	0	0	0	0.00%
03-43140	Other Taxes	1,500	0	0	0	0.00%
03-49150	Misc. Non-Oper Revenue	40,000	0	2,419	2,419	6.05%
	SEWER OPERATING REVENUE	12,202,227	312,975	944,529	1,257,503	10.31%
	Grants	0			0	
03-89901	Facility Capacity Charges	0	246,630	115,677	362,307	
03-89903	Contrib Capital-Front Footage Fees	0	0	0	0	
03-89905	Contrib Capital-Infrastructure	0	0	0	0	
	TOTAL SEWER REVENUE	12,202,227	559,605	1,060,206	1,619,810	

FY 2017 - Recycled Revenue

ACCOUNT#	DESCRIPTION	BUDGET	July '16	Aug '16	Year to Date	Percentage YTD
04-40010	Sales - Recycled Water	552,850	16,467	234,323	250,791	45.36%
04-40011	Sales - Construction Water	20,000	98	1,221	1,319	6.60%
04-41000	Sales - Service Demand Chrg.	50,000	1,478	4,532	6,010	12.02%
04-41003	Const. Water Minimum Chrg.	5,000	28	193	221	4.42%
04-41110	Meter/Lateral installation	2,000	0	1,570	1,570	78.50%
04-41121	Penalty - Late Charges	500	11	56	67	13.36%
04-41122	Revenue - Other Operating	250	0	0	0	0.00%
04-43010	Interest Earned	7,500	0	0	0	0.00%
04-43110	Property Tax - Unsecured	1,000	0	0	0	0.00%
04-43120	Property Tax - Secured	15,000	0	0	0	0.00%
04-43130	Property Tax - Prior	1,000	0	0	0	0.00%
04-43140	Property Tax - Other	1,000	0	0	0	0.00%
04-49150	Misc. Non-Operating Revenue	1,000	0	0	0	0.00%
	RECYCLED OPERATING REVENUE	657,100	18,082	241,895	259,978	39.56%
	Grants	0			0	
04-89901	Facility Capacity Charges	0	0	67,668	67,668	
	TOTAL RECYCLED REVENUE	657,100	18,082	309,563	327,646	

FY 2017 - Water Expenses

ACCOUNT#	DESCRIPTION	BUDGET	July '16	Aug '16	Year to Date	Percentage YTD
02-5-01-50010	Labor-Water Resources	935,000	40,367	59,332	99,699	10.66%
02-5-01-50011	Labor Credit	0	0	0	0	
02-5-01-50013	Benefits-Fica	65,000	3,302	4,832	8,134	12.51%
02-5-01-50014	Benefits-Life Insurance	3,000	290	242	532	17.72%
02-5-01-50016	Benefits-Health\Defrd Comp	180,000	11,028	13,001	24,029	13.35%
02-5-01-50017	Benefits-Disability Insurance	11,000	676	814	1,490	13.55%
02-5-01-50019	Benefits-Workers Compensation	43,000	8,026	0	8,026	18.67%
02-5-01-50021	Benefits-PERS	50,000	2,021	3,473	5,494	10.99%
02-5-01-50022	Benefits-PERS-Employer	100,000	2,390	3,954	6,345	6.34%
02-5-01-50023	Benefits-Uniforms	3,250	150	155	304	9.37%
02-5-01-50024	Benefits-Vacation & Sick Pay	3,000	617	617	1,233	41.11%
02-5-01-50025	Benefits-Boot Allowance	1,900	200	200	400	21.05%
02-5-01-51003	R&M - Structures	200,000	5,345	11,700	17,045	8.52%
02-5-01-51011	R&M - CLA Valves	7,500	657	1,030	1,687	22.50%
02-5-01-51140	General Supplies & Expenses	1,250	54	0	54	4.29%
02-5-01-51210	Utilities - Power Purchases	1,400,000	74,245	136,966	211,210	15.09%
02-5-01-51211	Utilities - Electricity & Fuel	5,000	206	341	547	10.94%
02-5-01-51316	Imported Water Purchases	1,100,000	135,791	138,000	273,791	24.89%
02-5-01-54019	Licenses & Permits	25,000	0	0	0	0.00%
02-5-01-54110	Laboratory Services	75,000	0	4,682	4,682	6.24%
02-5-01-57040	YVRWFF Operating Expense	797,000	75,474	56,018	131,492	16.50%
	WATER RESOURCE TOTALS	5,005,900	360,839	435,357	796,196	15.91%
02-5-03-50010	Labor-Public Works	1,200,000	54,076	81,158	135,234	11.27%
02-5-03-50011	Labor Credit	0	0	0	0	
02-5-03-50013	Benefits-Fica	82,500	4,404	6,634	11,038	13.38%
02-5-03-50014	Benefits-Life Insurance	5,500	657	723	1,379	25.07%
02-5-03-50016	Benefits-Health\Defrd Comp	300,000	31,345	32,014	63,359	21.12%
02-5-03-50017	Benefits-Disability Insurance	15,500	1,138	1,435	2,573	16.60%
02-5-03-50019	Benefits-Workers Compensation	45,000	8,026	0	8,026	17.84%
02-5-03-50021	Benefits-PERS	73,000	456	3,108	3,563	4.88%
02-5-03-50022	Benefits-PERS Employer	150,000	3,520	5,669	9,190	6.13%
02-5-03-50023	Benefits-Uniforms	7,500	436	447	883	11.78%
02-5-03-50024	Benefits-Vacation & Sick Pay	1,000	434	394	828	82.83%
02-5-03-50025	Benefits-Boot Allowance	3,500	0	200	200	5.71%
02-5-03-51001	R & M - Vehicles & Equipment	160,000	9,733	9,675	19,407	12.13%
02-5-03-51011	R&M - Valves	10,000	700	1,570	2,270	22.70%
02-5-03-51020	R&M - Pipelines	225,000	13,962	14,549	28,511	12.67%
02-5-03-51021	R&M - Service Lines	175,000	9,260	8,958	18,218	10.41%
02-5-03-51022	R&M - Fire Hydrants	40,000	1,709	3,918	5,627	14.07%
02-5-03-51030	R&M - Water Meters	75,000	13,115	24,664	37,779	50.37%
02-5-03-51092	Equipment Credits	0	0	0	0	
02-5-03-51140	General Supplies & Expenses	1,000	0	11	11	1.06%
	PUBLIC WORKS TOTALS	2,569,500	152,971	195,126	348,097	13.55%

FY 2017 - Water Expenses

ACCOUNT#	DESCRIPTION	BUDGET	July '16	Aug '16	Year to Date	Percentage YTD
02-5-06-50010	Labor-Administration	750,000	30,906	51,737	82,643	11.02%
02-5-06-50011	Labor Credit	0	0	0	0	
02-5-06-50012	Director Fees	20,000	0	1,407	1,407	7.04%
02-5-06-50013	Benefits-Fica	50,000	2,590	4,152	6,742	13.48%
02-5-06-50014	Benefits-Life Insurance	3,000	236	293	529	17.65%
02-5-06-50016	Benefits-HealthDefrd Comp	165,000	9,861	16,444	26,305	15.94%
02-5-06-50017	Benefits-Disability Insurance	7,000	450	653	1,103	15.76%
02-5-06-50019	Benefits-Workers Compensation	12,000	2,000	0	2,000	16.67%
02-5-06-50021	Benefits-PERS	42,000	1,889	3,354	5,243	12.48%
02-5-06-50022	Benefits PERS Employer	87,000	2,322	4,537	6,859	7.88%
02-5-06-50023	Uniforms	2,000	104	110	214	10.72%
02-5-06-50024	Benefits-Vacation & Sick Pay	12,000	479	521	1,000	8.34%
02-5-06-50025	Benefits-Boots	1,000	195	168	363	36.26%
02-5-06-51003	R&M - Structures	40,000	225	6,796	7,020	17.55%
02-5-06-51081	Expense Credits (overhead)	0	0	0	0	
02-5-06-51120	Safety Equipment/Supplies	25,000	1,221	2,138	3,359	13.44%
02-5-06-51125	Petroleum Products	100,000	4,643	5,368	10,011	10.01%
02-5-06-51130	Office Supplies & Expenses	30,000	3,946	3,008	6,955	23.18%
02-5-06-51140	General Supplies & Expenses	30,000	1,161	904	2,065	6.88%
02-5-06-51199	Disaster Incidences	0	0	0	0	
02-5-06-51211	Utilities - Electricity	30,000	2,120	3,508	5,628	18.76%
02-5-06-51213	Utilities - Natural Gas	3,000	30	0	30	1.00%
02-5-06-54002	Dues & Subscriptions	16,500	527	172	699	4.23%
02-5-06-54005	Computer Expenses	100,000	4,537	6,450	10,987	10.99%
02-5-06-54010	Postage	5,000	32	33	65	1.31%
02-5-06-54011	Printing & Publications	7,500	0	30	30	0.40%
02-5-06-54012	Education & Training	15,000	723	557	1,279	8.53%
02-5-06-54013	Utility Billing Expenses	150,000	13,102	13,452	26,555	17.70%
02-5-06-54014	Public Relations	50,000	399	0	399	0.80%
02-5-06-54016	Travel Related Expenses	10,000	0	0	0	0.00%
02-5-06-54017	Certifications & Renewals	7,000	210	519	729	10.41%
02-5-06-54020	Meeting Related Expenses	6,000	481	82	563	9.39%
02-5-06-54022	Utilities - YVWD Services	0	6,874	6,900	13,774	
02-5-06-54024	Utilities - Waste Disposal	2,500	177	177	355	14.20%
02-5-06-54025	Utilities - Telephone & Internet	92,000	5,957	113	6,070	6.60%
02-5-06-54099	Conservation & Rebates	250,000	(2,695)	(2,234)	(4,929)	-1.97%
02-5-06-54104	Contractual Services	80,000	16,622	1,946	18,568	23.21%
02-5-06-54107	Legal	40,000	3,372	0	3,372	8.43%
02-5-06-54108	Audit & Accounting	16,000	0	0	0	0.00%
02-5-06-54109	Professional Fees	250,000	28,736	2,500	31,236	12.49%
02-5-06-55500	Depreciation Reserves	209,235	17,450	17,435	34,885	16.67%
02-5-06-56001	Infrastructure Replacement	1,000,000	83,370	83,330	166,700	16.67%
02-5-06-57030	Regulatory Compliance	100,000	7,847	7,860	15,707	15.71%
02-5-06-57090	Election Related Expenses	25,000	572	741	1,313	5.25%
02-5-06-57096	Beaumont Basin Watermaster	60,000	0	0	0	0.00%
02-5-06-57199	Suspense	0	0	0	0	
ADMINISTRATION TOTALS		3,910,755	252,673	245,163	497,835	12.73%

FY 2017 - Water Expenses

ACCOUNT#	DESCRIPTION	BUDGET	July '16	Aug '16	Year to Date	Percentage YTD
02-5-40-57201	Debt Srv-Series 2015A Princ.(25009)	1,030,000	0	1,030,000	1,030,000	100.00%
02-5-40-57402	Interest-Long-Term Debt Bonds	1,265,665	0	640,556	640,556	50.61%
	40 - Debt	2,295,665	0	1,670,556	1,670,556	72.77%
02-5-40-57001	Asset Acq. - Water Resources	0	0	0	0	--
02-5-40-57003	Asset Acq. - Public works	0	0	0	0	--
02-5-40-57006	Asset Acq. - Admin (fuel master)	0	0	0	0	--
	40 - Capital Outlay	0	0	0	0	--
					3,312,684	
	TOTAL WATER EXPENSES	13,781,800	766,482	2,546,202	3,312,684	24.04%

FY 2017 - Sewer Expenses

ACCOUNT#	DESCRIPTION	BUDGET	July '16	Aug '16	Year to Date	Percentage YTD
03-5-02-50010	Labor-S Treatment	895,000	33,541	65,784	99,325	11.10%
03-5-02-50013	Benefits-Fica	75,000	2,742	5,345	8,087	10.78%
03-5-02-50014	Benefits-Life Insurance	5,000	310	299	609	12.18%
03-5-02-50016	Benefits-Health\Defrd Comp	200,000	12,733	14,797	27,530	13.77%
03-5-02-50017	Benefits-Disability Insurance	15,000	795	933	1,727	11.52%
03-5-02-50019	Benefits-Workers Compensation	45,000	8,026	5,000	13,026	28.95%
03-5-02-50021	Benefits-PERS	60,000	2,251	3,798	6,049	10.08%
03-5-02-50022	Benefits-PERS Employer	130,000	2,640	4,494	7,134	5.49%
03-5-02-50023	Benefits-Uniforms	5,000	223	231	453	9.07%
03-5-02-50024	Benefits-Vacation & Sick Pay	5,000	332	332	665	13.29%
03-5-02-50025	Benefits-Boot Allowance	2,400	372	179	551	22.95%
03-5-02-51003	R&M - Structures	325,000	9,201	8,264	17,465	5.37%
03-5-02-51010	R&M - Automation Control	65,000	0	5,821	5,821	8.96%
03-5-02-51106	Chemicals	450,000	27,109	38,362	65,471	14.55%
03-5-02-51111	Propane	5,000	0	0	0	0.00%
03-5-02-51115	Laboratory Supplies	30,000	3,706	934	4,640	15.47%
03-5-02-51140	General Supplies & Expenses	1,000	0	0	0	0.00%
03-5-02-51210	Utilities - Power Purchases	850,000	49,327	79,680	129,007	15.18%
03-5-02-54110	Laboratory Services	120,000	4,677	8,325	13,002	10.83%
03-5-02-57031	Sludge Disposal	300,000	21,608	0	21,608	7.20%
03-5-02-57034	Brine Operating Expenses	255,000	247	3,477	3,724	1.46%
	TREATMENT TOTALS	3,838,400	179,839	246,055	425,894	11.10%

FY 2017 - Sewer Expenses

ACCOUNT#	DESCRIPTION	BUDGET	July '16	Aug '16	Year to Date	Percentage YTD
03-5-06-50010	Labor-Administration	700,000	27,316	48,146	75,462	10.78%
03-5-06-50011	Labor Credit	0	0	0	0	
03-5-06-50012	Directors Fees	20,000	0	1,407	1,407	7.04%
03-5-06-50013	Benefits-Fica	45,000	2,296	3,858	6,154	13.68%
03-5-06-50014	Benefits-Life Insurance	3,000	232	282	513	17.11%
03-5-06-50016	Benefits-Health/Defrd Comp	155,000	8,890	14,892	23,782	15.34%
03-5-06-50017	Benefits-Disability Insurance	7,500	305	619	923	12.31%
03-5-06-50019	Benefits-Workers Compensation	25,000	2,000	2,000	4,000	16.00%
03-5-06-50021	Benefits-PERS	40,000	1,737	2,766	4,503	11.26%
03-5-06-50022	Benefits PERS Employer	55,000	2,157	4,269	6,426	11.68%
03-5-06-50023	Benefits-Uniforms	2,000	58	58	116	5.78%
03-5-06-50024	Benefits-Vacation & Sick Pay	15,000	479	521	1,000	6.67%
03-5-06-50025	Benefits-Boot Allowance	1,750	0	0	0	0.00%
03-5-06-51120	Safety Equipment/Supplies	10,000	262	2,092	2,354	23.54%
03-5-06-51125	Petroleum Products	20,000	2,149	6,663	8,812	44.06%
03-5-06-51130	Office Supplies	4,000	107	0	107	2.67%
03-5-06-51140	General Supplies & Expenses	20,000	599	109	708	3.54%
03-5-06-51199	Disaster Repairs (lift station 2)	0	0	0	0	
03-5-06-54002	Dues & Subscriptions	10,000	414	1,213	1,627	16.27%
03-5-06-54003	Management & Admin Services	160,000	13,381	13,329	26,710	16.69%
03-5-06-54005	Computer Expenses	95,000	4,215	5,827	10,042	10.57%
03-5-06-54011	Printing & Publications	5,500	0	30	30	0.55%
03-5-06-54012	Education & Training	7,000	1,149	2,185	3,334	47.63%
03-5-06-54014	Public Relations	7,500	153	0	153	2.04%
03-5-06-54016	Travel Related Expenses	7,500	571	286	857	11.42%
03-5-06-54017	Certifications & Renewals	7,000	243	159	402	5.74%
03-5-06-54019	Licenses & Permits	60,000	0	0	0	0.00%
03-5-06-54020	Meeting Related Expenses	5,000	438	30	468	9.36%
03-5-06-54022	Utilities - YVWD Services	0	170	170	340	
03-5-06-54024	Utilities - Waste Disposal	13,000	1,058	1,217	2,275	17.50%
03-5-06-54025	Utilities - Telephone & Internet	152,045	2,520	113	2,632	1.73%
03-5-06-54030	Drinking Water	1,000	155	87	242	24.20%
03-5-06-54104	Contractual Services	35,000	10,912	616	11,528	32.94%
03-5-06-54107	Legal	45,000	1,947	0	1,947	4.33%
03-5-06-54108	Audit & Accounting	16,000	0	0	0	0.00%
03-5-06-54109	Professional Fees	150,000	8,380	2,500	10,880	7.25%
03-5-06-55500	Depreciation Reserves	563,300	46,960	46,940	93,900	16.67%
03-5-06-56001	Infrastructure Replacement	700,000	58,370	58,330	116,700	16.67%
03-5-06-57030	Insurance	100,000	7,947	7,860	15,807	15.81%
	Regulatory Compliance	35,000	2,692	2,297	4,989	14.25%
	ADMINISTRATION TOTALS	3,298,095	210,261	250,872	441,133	13.38%

FY 2017 - Sewer Expenses

ACCOUNT#	DESCRIPTION	BUDGET	July '16	Aug '16	Year to Date	Percentage YTD
03-5-07-50010	Labor-Environmental Control	465,000	18,281	43,195	61,476	13.22%
03-5-07-50011	Labor Credit	0	0	0	0	
03-5-07-50013	Benefits-Fica	34,000	1,453	3,430	4,883	14.36%
03-5-07-50014	Benefits-Life Insurance	2,000	142	142	284	14.21%
03-5-07-50016	Benefits-Health\Defrd Comp	100,000	7,858	9,420	17,279	17.28%
03-5-07-50017	Benefits-Disability Insurance	6,000	311	544	855	14.25%
03-5-07-50019	Benefits-Workers Compensation	30,000	3,000	0	3,000	10.00%
03-5-07-50021	Benefits-PERS	25,000	1,154	2,153	3,308	13.23%
03-5-07-50022	Benefits-PERS Employer	40,000	1,255	2,604	3,859	9.65%
03-5-07-50023	Benefits-Uniforms	3,000	125	133	258	8.58%
03-5-07-50024	Benefits-Vacation & Sick Pay	2,000	173	213	386	19.30%
03-5-07-50025	Benefits-Boot Allowance	1,000	162	0	162	16.24%
03-5-07-51003	R&M - Structures	270,000	20,681	11,815	32,496	12.04%
03-5-07-51140	General Supplies & Expenses	1,000	18	0	18	1.75%
03-5-07-51241	Lift Station #1	125,000	2,260	5,424	7,685	6.15%
03-5-07-51242	Lift Station #2	16,000	10,225	1,847	12,072	75.45%
03-5-07-51243	Lift Station #3	5,000	174	259	433	8.66%
03-5-07-51244	Lift Station #4	40,000	376	1,305	1,681	4.20%
03-5-07-51248	Lift Station #8	3,000	32	47	78	2.61%
03-5-07-54111	Pretreatment	66,000	28,185	4,269	32,454	49.17%
	ENVIRONMENTAL CONTROL TOTAL	1,234,000	95,865	86,801	182,667	14.80%
03-5-40-57202	Debt Service - Principal - WRWRF	2,147,975	0	0	0	0.00%
03-5-40-57203	Debt Service - Principal - Brineline	412,790	0	0	0	0.00%
03-5-40-57204	Debt Service - Principal - WISE	127,970	0	0	0	0.00%
03-5-40-57205	Debt Service - Principal - R 10.3	37,495	0	0	0	0.00%
03-5-40-57206	Debt Service - Principal - Crow & B12-1	13,795	0	0	0	0.00%
03-5-40-57403	Debt Service - Interest	1,091,707	0	0	0	0.00%
	40 - Debt	3,831,732	0	0	0	0.00%
03-5-40-57002	Asset Acq. - Treatment	0	0	0	0	
03-5-40-57006	Asset Acq. - Admin (fuel master)	0	0	0	0	
03-5-40-57007	Asset Acq. - EC (ADS flow monitors & smart covers)	0	0	0	0	
	40 - Capital Outlay	0	0	0	0	
	TOTAL SEWER EXPENSES	12,202,227	485,965	563,728	1,049,693	8.60%

FY 2017 - Recycled Expenses

ACCOUNT#	DESCRIPTION	BUDGET	July '16	Aug '16	Year to Date	Percentage YTD
04-5-06-50010	Labor-Recycled Water	275,000	17,305	17,169	34,473	12.54%
04-5-06-50012	Director Fees	2,500	0	0	0	0.00%
04-5-06-50013	Benefits-FICA	15,000	1,428	1,328	2,756	18.37%
04-5-06-50014	Benefits-Life Insurance	250	(3)	(3)	(5)	-2.17%
04-5-06-50016	Benefits-Health & Def Comp	25,000	2,181	2,116	4,297	17.19%
04-5-06-50017	Benefits-Disability Insurance	1,500	158	153	311	20.73%
04-5-06-50019	Benefits-Workers Compensation	3,000	394	400	794	26.46%
04-5-06-50021	Benefits-PERS Employee	2,000	656	781	1,437	71.87%
04-5-06-50022	Benefits-PERS Employer	2,800	1,075	1,198	2,273	81.19%
04-5-06-50023	Benefits-Uniforms	1,300	57	59	115	8.88%
04-5-06-50024	Benefits-Vacation & Sick Pay	500	84	84	169	33.75%
04-5-06-50025	Benefits-Boots	250	0	0	0	0.00%
04-5-06-51003	R & M-Structures	20,000	6,877	8,600	15,477	77.39%
04-5-06-51020	R & M-Pipelines	5,000	3,486	1,381	4,867	97.34%
04-5-06-51021	R & M-Service Lines	5,000	860	99	959	19.18%
04-5-06-51022	R & M-Fire Hydrants	2,500	0	0	0	0.00%
04-5-06-51030	R & M-Meters	25,000	0	0	0	0.00%
04-5-06-51140	General Supplies & Expenses	2,000	0	38	38	1.91%
04-5-06-51210	Utilities-Power Purchases	85,000	5,199	10,030	15,228	17.92%
04-5-06-54002	Dues & Subscriptions	6,500	56	0	56	0.85%
04-5-06-54005	Computer Expense	7,500	0	0	0	0.00%
04-5-06-54011	Printing & Publications	1,000	0	7	7	0.67%
04-5-06-54012	Education & Training	4,000	205	242	447	11.16%
04-5-06-54014	Public Relations	2,500	34	0	34	1.36%
04-5-06-54016	Travel Related Expenses	5,000	0	0	0	0.00%
04-5-06-54017	Certifications & Renewals	1,000	0	0	0	0.00%
04-5-06-54019	Licenses & Permits	35,000	0	0	0	0.00%
04-5-06-54020	Meeting Related Expenses	1,000	91	0	91	9.07%
04-5-06-54022	Utilities - YVWD Services	0	179,153	180,000	359,153	
04-5-06-54025	Utilities - Telephone & Internet	1,000	140	0	140	14.00%
04-5-06-54010	Contractual Services	3,500	2,017	0	2,017	57.63%
04-5-06-54107	Legal	4,000	0	0	0	0.00%
04-5-06-54108	Audit & Accounting	2,500	0	0	0	0.00%
04-5-06-54109	Professional Fees	25,000	1,545	0	1,545	6.18%
04-5-06-54110	Laboratory Services	1,000	0	0	0	0.00%
04-5-06-55500	Depreciation	8,000	685	665	1,350	16.88%
	Infrastructure Replacement	25,000	2,120	2,080	4,200	16.80%
04-5-06-56001	Insurance	20,957	1,762	1,745	3,507	16.73%
04-5-06-57030	Regulatory Compliance	40,000	1,800	0	1,800	4.50%
04-5-06-57040	Environmental Compliance	10,000	0	0	0	0.00%
	TOTAL RECYCLED EXPENSES	678,057	228,366	228,171	457,537	67.48%



Date: September 20, 2016

Prepared By: John Wrobel, Regulatory & Environmental Control Manager

Subject: Issuance of a Class II Non-Significant Industrial User Discharge Permit to Skat-Trak Performance Products - Permit No. CP-003-03

Recommendation: That the Board authorizes the District staff to issue and execute Permit No. CP-003-03.

Publicly owned treatment works (POTWs) collect waste from homes, commercial buildings, and industrial facilities and transport the water carrying waste via a series of pipes, known as a sewer collection system to a sewer treatment plant. Here, the POTW is responsible for separating the waste from the water.

Generally, POTWs are designed to treat waste in water from typical domestic uses. However, POTWs also receive waste from industrial (non-domestic) users. Industrial wastewater often includes by-product chemicals from production and manufacturing processes that can contain chemicals such as copper, lead, nickel, and other heavy metals. Because certain wastes can interfere with the biological or filtration treatment processes, these wastes must be removed before they are discharged into a sewer collection system.

The removal process is known as "pretreatment" and is enforced by the General Pretreatment Regulations at [40 CFR 403.1 et seq.](#) which establish the responsibilities of government agencies and industries to implement practices to control industrial wastes that may pass through or interfere with publicly owned treatment works (POTWs) or contaminate sewage sludge.

In 1978, U.S. EPA promulgated extensive regulations requiring many POTWs to develop and implement local pretreatment programs. U.S. EPA delegated the responsibility to oversee these pretreatment programs to the State Water Board and Regional Water Boards in 1989. As a result, the State and Regional Water Quality Control Boards are responsible for the review and approval of POTW pretreatment programs. The discharge permits for POTWs spell out the pretreatment program monitoring and reporting requirements.

The Regional Water Board's pretreatment program includes pretreatment compliance audits, inspections, annual and semiannual report reviews, program modifications, and enforcement activities. Pretreatment compliance inspections verify the compliance status of POTWs, focusing on the POTW's own compliance monitoring and enforcement activities. Pretreatment compliance audits involve a comprehensive review of all elements of a POTW's pretreatment program. Audits take place every five years. Inspections usually occur every year, except when an audit is scheduled.

The attached pretreatment permit outlines the pollutant limitations for the industrial wastewater to be discharged from the Skat-Trak Performance Products facility located at 654 Avenue. "K". The issuance of this permit is scheduled for the regular board meeting on September 20, 2014.

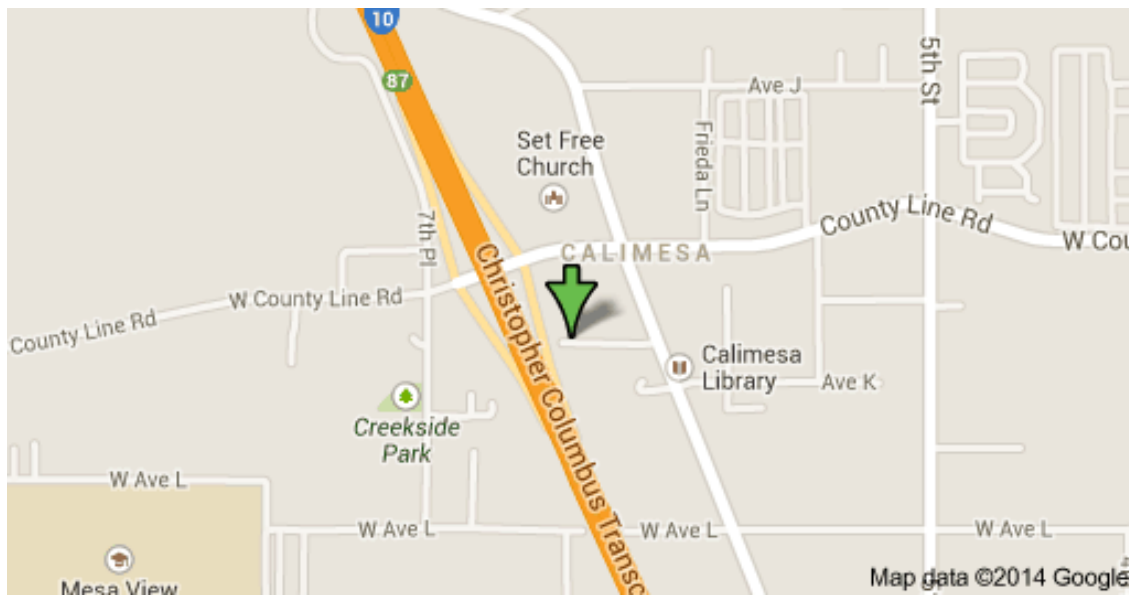
Permit Fact Sheet
Permit No. CP 003-03

Facility Name:

Skat-Trak Performance Products SIC 3365

Facility Address:

654 Avenue "K"
Calimesa, CA 92320



Authorized Representative:

Diane Stuart, Secretary-Treasurer
Telephone No. (909) 795-2505 Fax 795-6351

Facility Contact:

Al Miersma
Telephone No. (909) 795-2505 Fax 795-6351

Date operations commenced:

Before 1960


Federal Category (40CFR Part 464 – Metal Molding & Casting):

Zero Discharge

Subpart A: Aluminum Casting 40CFR Part 464.15(a) PSES Casting Cleaning, 40CFR Part 464.15(f) PSES Investment Casting

Zero Discharge

Subpart C: Ferrous Casting 40CFR 464.35(a) (2) PSES Casting Cleaning, 40CFR 464.35(e) (2) PSES Investment Casting

Skat-Trak Performance Products Aerial View**Industrial Activities:**

Aluminum and Stainless Steel parts Manufacturing, Skat-Trak manufactures magnum pumps, specialty impellers, pump nozzles, nozzle rings, steering rings, tail cones, pump step wedges, stainless steel super jet intake grates, nose boots, and replacement parts for high performance Watercrafts.

The Metal Forming and Assembly Processes, include wax injection, metal forming, cleaning and degreasing.

The Metal Casting Processes, include, machining the castings, washing, assembly, and degreasing.

Onsite Chemical Storage

Sodium Hydroxide – 1 gallon

Industrial Process Wastewater discharges: 500 Gallons Per Day

1. Autoclave and boiler blowdown

Industry's actual discharge is complying with YVWD Pretreatment Ordinance No. 54-2009.

Investment Casting

Raw materials in the form of cast ingots of Stainless Steel or aluminum are heated in a melting furnace and cast into the shapes required utilizing ceramic molds. The molds are made by coating the wax model with alternating layers of fine sand with a binding agent and coarse dry sand.





As the molds are being formed, they are cured in a temperature and humidity controlled environment between layers. After completion, the wax is melted out of the mold to create the cavity for the molten metal.

Autoclaves




Stainless Steel is cast then machined into impellers utilized in jet pumps for personal watercraft. Aluminum is cast and machined into the housings for those pumps.



Off road vehicle paddle tires

New tires are taken into the rubber shop where the tread is removed to be recycled. New rubber is vulcanized onto the tire bodies and formed into paddles to create tires for off road use. The custom tire operation produces no wastewater.



Evaporative Cooling


The greatest use of water at Skat-trak is the Evaporative cooling for the buildings. The quantity used is related to seasonal temperatures and relative humidity. There are 20 large evaporative coolers in use. Four of the coolers provide 6,500 CFM of cooled air. The rest of the coolers are of 16,000 to 18,000 CFM capacity. The manufacturer of the 6,500 CFM size coolers states that the 6,500-CFM cooler can evaporate 8 gallons of water per hour. The larger models of cooler evaporate a correspondingly greater quantity of water.

Employee use

The next largest use of water is for employee health and sanitation needs. There are currently 16 employees at 15 gallons per day estimated use.

Casting Cooling

The small Aluminum parts are placed on a circular metal rack while still in the mold to help expedite cooling. The cooling rack has a recirculating non-contact system that does not discharge water to the sewer. All Stainless Steel castings are air-cooled.



Model Cleaning

The wax models are formed by injecting molten wax into an Aluminum mold. To aid the release of the model from the Aluminum mold, a mold release compound must be applied. All contaminants, including the mold release compound, must be removed from the wax model when completed. A PC-205 detergent and water solution is used to perform the cleaning. The spent wash solution is evaporated away with the residue being removed offsite as hazardous waste.

Mold removal

The molds are broken and removed in a dry operation and no on-site material reclamation system is in use. The mold material is collected and shipped off-site for recycling. The wastewater covered by 40 CFR Part 464 is produced by the casting cleaning operation, which utilizes detergent and water. The cleaning solution for the castings is used repeatedly and is changed monthly. The waste cleaning solution is not discharged to the sewer rather, is evaporated along with the floor mop water with the residue shipped offsite as hazardous waste.

Floor mop water

Contaminated floor mop water is not discharged to the sewer; rather it is evaporated away with the residue being removed offsite as hazardous waste.



Industrial Waste discharge

There is no 40CFR Part 464 Categorical Industrial process wastewater discharged at Skat-Trak. There is no wet process air cleaning system, no mold sand recovery, no contact cooling water used in the casting cooling operation, and the casting cleaning process wastewater is evaporated along with the floor cleaning water with the resulting residue hauled offsite as manifested hazardous waste. ***No categorical process discharges are allowed under this permit.***

Skat-Trak has been classified as a Non-Significant Categorical Industrial User and is allowed to self- monitor on an annual base for the following:

- **Never discharges any categorical wastewater.**
- **Consistently complied with all applicable Pretreatment Standards.**
- **Annually submit a certification statement and never discharge any untreated concentrated wastewater.**

Effluent Limitations

DISCHARGE LIMITATION TABLE (Categorical – Aluminum Casting)

Limits are informational only; there shall be no discharge from this area.

SAMPLE POINT (N/A) MAXIMUM ASSIGNED FLOW No Discharge	Categorical Limit 40CFR464.15(a) (PSES) Casting Cleaning (Lbs/10 ⁶ lbs of metal poured)		Categorical Limit 40CFR464.15(f) (PSES) Investment Casting (Lbs/10 ⁶ lbs of metal poured)	
	Daily Maximum	Monthly Average	Daily Maximum	Monthly Average
Copper (Cu)	0.0771	0.0421	8.48	4.63
Lead (Pb)	0.0791	0.039	8.7	4.3
Zinc (Zn)	0.114	0.0431	12.6	4.74
Total Toxic Organics (TTOs)	-	-	18.1	5.91
Oil/Grease (Alternate Monitoring)	-	-	330	110

DISCHARGE LIMITATION TABLE (Categorical – Ferrous Casting)

Limits are informational only; there shall be no discharge from this area.

SAMPLE POINT (N/A) MAXIMUM ASSIGNED FLOW No Discharge	Categorical Limit 40CFR464.35(a) (2)(PSES) Casting Cleaning (Lbs/10 ⁶ lbs of metal poured)		Categorical Limit 40CFR464.35(e) (2) (PSES) Investment Casting (Lbs/10 ⁶ lbs of metal poured)	
	Daily Maximum	Monthly Average	Daily Maximum	Monthly Average
Copper (Cu)	0.0129	0.0071	3.19	1.76
Lead (Pb)	0.0353	0.0174	8.7	4.3
Zinc (Zn)	0.0656	0.025	16.2	6.17
Total Toxic Organics (TTOs)	-	-	13.2	4.3
Oil/Grease (Alternate Monitoring)	-	-	330	110

DISCHARGE LIMITATION TABLE

LOCAL LIMITATIONS SAMPLE POINT (001)	
Pollutant	Daily Maximum (mg/L)
Ammonia-Nitrogen	50
Arsenic (As)	1.9
Bis (2-Ethylhexyl) Phthalate	0.013
Biochemical Oxygen Demand –5 Day (BOD)	2500
Boron (B)	Water Supply + 1.0
Cadmium (Cd)	0.1
Chromium (Cr) (Total)	1.7
Copper (Cu) Total	0.7
Cyanide (CN) Total	0.3
Lead (Pb) – Total	0.2
Mercury (Hg)	0.01
Molybdenum (Mo)	0.7
Nickel (Ni)	2.3
Oil/Grease (Total)	500
Oil/Grease (Total Petroleum Hydrocarbons - TPH)	100
pH	5.0-11.0 pH units
Selenium (Se) Total	0.1
Silver (Ag) Total	0.1
Sulfides Dissolved (SO ₃ ⁻)	0.1
Total Dissolved Solids (TDS)	Water Supply + 400
Total Suspended Solids (TSS)	2500
Total Toxic Organics	0.58
Zinc	7.2

MONITORING REQUIREMENTS

A. General Monitoring Requirements: From the period beginning on the effective date of the permit until midnight on **October 18, 2014**, the permittee shall monitor the wastewater to be discharged to YVWD's wastewater collection system at the indicated frequency, for the following pollutants at Sample Location 001. **All annual monitoring shall be completed during the FIRST MONTH of the FOURTH QUARTER of the calendar year (October), to ensure meeting the reporting requirements.** YVWD may at its discretion collect samples of the domestic discharges from Skat-Trak to verify compliance with all permit limitations and conditions set forth in this permit.

POLLUTANT	FREQUENCY	SAMPLE TYPE
CATEGORICAL BATCH DISCHARGE (If Required)		
Copper (Cu)	Unscheduled - As Needed	Grab
Lead (Pb)	Unscheduled - As Needed	Grab
Zinc (Zn)	Unscheduled - As Needed	Grab
Total Toxic Organics (TTOs)	Unscheduled - As Needed	Grab
Oil/Grease (Alternate Monitoring)	Unscheduled - As Needed	Grab
SAMPLE LOCATION 001 MONITORING		
Flow (Batch 500 Gallons Approx.)		
Ammonia-Nitrogen	Annually	Grab
Biochemical Oxygen Demand (BOD)	Annually	Grab
Boron (B)	Annually	Grab
Cadmium (Cd)	Annually	Grab
Chromium (Total)	Annually	Grab
Copper (Cu)	Annually	Grab
Cyanide, Total (CN)	Annually	Grab
Lead (Pb)	Annually	Grab
Mercury (Hg)	Annually	Grab
Nickel (Ni)	Annually	Grab
Total Petroleum Hydrocarbons (TPH)	Annually	Grab
pH	Annually	Grab
Selenium (Se)	Annually	Grab
Silver (Ag)	Annually	Grab
Sulfide Dissolved (SO ₃)	Annually	
Total Dissolved Solids (TDS)	Annually	Grab
Total Suspended Solids (TSS)	Annually	Grab
Total Toxic Organics ²	-	-
Zinc (Zn)	Annually	Grab

**SKAT-TRAK PERFORMANCE PRODUCTS
SAMPLE LOCATION**

CLASS II NON-SIGNIFICANT INDUSTRIAL USER DISCHARGE PERMIT

Date: October 4, 2016

Name: Skat-Trak Performance Products
654 Ave. "K"
Calimesa, CA 92320

Attention: Ms. Diane Stuart, Secretary-Treasurer

Reference: Class II Non-Significant Categorical Industrial User Discharge
Permit Issued to Skat-Trak Performance Products

Permit No: CP-003-03

SIC No: 3365
NAICS: 331521

Issued By: Yucaipa Valley Water District
12770 Second Street
Yucaipa, California 92399

Dear Ms. Stuart:

The enclosed permit outlines the pollutant limitations for the industrial wastewater to be discharged from Skat-Trak Performance Products, facility located at 654 Ave. "K" into the Yucaipa Valley Water District ("District") wastewater collection system. All discharges of wastewater generated at this facility, actions, and reports thereto, shall be in accordance with the terms and conditions of this permit and the **District's Sewer Use Ordinance**. The annual permit fee is \$500 per year plus sampling costs.

If you wish to appeal or challenge any of the discharge limitations, pretreatment requirements, or conditions imposed in this permit, a petition must be filed for modification or reissuance of this permit within ten (10) working days of issuance.

It is hereby certified that this permit was prepared based on information provided by a combination of one or more of the following sources: the user's permit application, facts obtained during a field inspection of the user's wastewater generating activities, and/or additional information obtained from the user.

John Wrobel,
Regulatory & Environmental Control Manager

Class II Non-Significant Categorical Industrial User Discharge Permit Number CP-003-03

IU Name and Address:	Skat-Trak Performance Products 654 Ave. "K" Calimesa, CA 92320
Responsible Party:	Diane Stuart, Secretary-Treasurer
Contact:	Al Miersma, Safety Trainer (909) 795-2505
Mailing Address:	Skat-Trak Performance Products P.O. Box 518 Calimesa, CA 92320

In accordance with the provisions of the Yucaipa Valley Water District's **Sewer Use Ordinance**, the above listed company ("permittee") is hereby authorized to discharge industrial wastewater from 654 Ave. "K" Calimesa, CA 92320 to the District's wastewater collection system, in accordance with the discharge limitations, monitoring requirements, and other conditions set forth in this permit. Compliance with this permit does not relieve the permittee of its obligation to comply with all pretreatment regulations, standards or requirements under local, State and Federal laws, including any such laws, regulations, standards, or requirements that may become effective during the term of this permit.

Noncompliance with the terms and conditions of this permit shall constitute a violation of the requirements of the District's **Sewer Use Ordinance**, and shall subject the permittee to applicable enforcement actions.

This permit shall become effective on: October 17, 2016

This permit shall expire at midnight on: October 16, 2018

The permittee shall not discharge any industrial wastewater after the date of expiration. If the permittee wishes to continue discharging wastewater to the District's wastewater collection system after the expiration date, an application must be filed for reissuance of this permit in accordance with the requirements of District's **Sewer Use Ordinance**. This application is due a minimum of 90-days prior to the expiration of this permit.

Issued By:

Accepted By:

John Wrobel, Regulatory & Environmental Control
Manager
Yucaipa Valley Water District
12770 Second Street
Yucaipa, California 92399

Diane Stuart, Secretary-Treasurer
Skat-Trak Performance Products
654 Ave. "K"
Calimesa, California 92320

PART 1 - DISCHARGE REQUIREMENTS

A. Discharge Location: During the period of **October 17, 2016 to midnight of October 16, 2018**, the permittee is authorized to discharge the industrial wastewater specified in Part 1-C, through the sample location(s), and outfall(s) listed below to the District's wastewater collection system.

1. Discharge Location 001 - The floor sink located in the boiler and autoclave area, which is located on the south side of the main building (See diagram on Page 8). This discharge is subject to the District's local limits.

Skat-Trak Performance Product's only non-domestic discharge is generated from boiler and autoclave batch discharges. Skat-Trak is not permitted to discharge any other process tanks or containers.

B. Permit Duration and Designated Discharge Limits: During the period of **October 17, 2016 to midnight of October 16, 2018** the industrial wastewater discharged from Sample Location 001, shall not exceed the Local Discharge Limitations specified in the Discharge Limitation Table on page 6.

C. Permit Classification: Skat-Trak Performance Products is classified as a **Non-Significant Categorical Industrial User** (NSCIU) as outlined in 40CFR464.15 Subpart "A" PSES Aluminum Casting and 40 CFR464.35 Subpart "C" PSES Ferrous Casting. Skat-Trak has chosen to haul and/or evaporate all process wastewater. **Industrial User (Permittee) is not authorized to discharge any federally (Categorical) regulated process wastewater into the sanitary sewer.** The only industrial wastewater permitted to be discharged is the batch discharges from the boiler (**less than 140° degrees F (Fahrenheit) prior to discharge**) and autoclave.

D. Total Toxic Organic (TTO) Monitoring: TTO monitoring is required under 40CFR464 for wastewater discharges from the investment casting/cleaning operation. As an alternative to TTO monitoring the permittee may choose to monitor for oil and grease (40CFR464.03 (a)). Since there is no discharge of process wastewater allowed under this permit, the **TTO monitoring requirement is waived**. However, a TTO Management Plan (TOMP), that specifies to the satisfaction of the District the toxic organic compounds stored and used; the method of disposal such as recycling, incineration, or contract hauling; and the procedures for ensuring that toxic organics do not routinely spill or leak into the wastewater is required.

A TOMP was previously submitted to the District. Skat-Trak shall continue to be required to complete a certification statement in the self monitoring reports that the TOMP is being followed. (See Part 1 Section E below) shall be submitted with the annual report as indicated in Part 3 Section A of this Permit.

E. Certification Statement in Lieu of Requiring Monitoring for TTO: The District may allow Skat-Trak Performance Products to make the following certification statement: "Based on my inquiry of the person or persons directly responsible for managing compliance with the permit limitation [or pretreatment standard] for total toxic organics (TTO), I certify that, to the best of my knowledge and belief, no dumping of concentrated toxic organics into the wastewaters has occurred since filing of the last discharge monitoring report. I further certify that this facility is implementing the Toxic Organic Management Plan (TOMP) submitted to the District. This statement is to be included as a comment with each Self Monitoring Report required by this permit. If monitoring is necessary to measure compliance with the TTO standard, the industrial discharger shall analyze for only those pollutants which would reasonably be expected to be

present above 0.01 mg/L.

- F. Certification Statement** certifying that the pretreatment standards are being met in the self monitoring data. This statement will be included on the Self monitoring Report Forms provided by the District.
- G.** The oil and grease limitations are listed on Page 5 of the permit. **The section applies only to categorical discharges and therefore is not required under this discharge permit.**
- H. Notification of Process Changes:** Skat-Trak Performance Products is required to notify the District, in writing, at least 30 days in advance, of any new connections or changes to existing discharges or other modifications which will alter the amount of or pollutant strength of any wastewater, which is discharged to the District's wastewater collection system.
- I. Discharge Limitations:** The Discharge Limitation Tables on pages 4-5 contain limits for both federal and local limitations. The federal (Categorical) limits are for reference only, as this permit does not allow any categorical process to be discharged to the District's wastewater collection system without prior approval. Certain constituents may also contain daily and monthly average limitations.
- J. Categorical Discharges:** ***No categorical process discharges are allowed under this permit.*** If an accidental or unauthorized discharge occurs it must be reported immediately to the District. A sample of the accidental or unauthorized discharge shall be collected and evaluated against the most stringent values listed in the Tables on pages 4-5. Additionally, if more than 1 sample is collected during a calendar month, each sample must comply with the daily maximum and the arithmetic mean of all collected samples will be compared against the monthly average. Please note, that if only one sample is collected in a calendar month, the single sample also represents the "monthly average" and will be evaluated against that limitation as well.
- K. Skat-Trak has been classified as a Non-Significant Categorical Industrial User and is allowed to self- monitor on an annual bases for the following:**
- Never discharges any categorical wastewater.
 - Consistently complied with all applicable Pretreatment Standards.
 - Annually submit a certification statement and never discharge any untreated concentrated wastewater.

DISCHARGE LIMITATION TABLE (Categorical – Aluminum Casting)
Limits are informational only; there shall be no discharge from this area.

SAMPLE POINT (N/A) MAXIMUM ASSIGNED FLOW No Discharge	Categorical Limit 40CFR464.15(a) (PSES) Casting Cleaning (Lbs/10 ⁶ lbs of metal poured)		Categorical Limit 40CFR464.15(f) (PSES) Investment Casting (Lbs/10 ⁶ lbs of metal poured)	
	Pollutant	Daily Maximum	Monthly Average	Daily Maximum
Copper (Cu)	0.0771	0.0421	8.48	4.63
Lead (Pb)	0.0791	0.039	8.7	4.3
Zinc (Zn)	0.114	0.0431	12.6	4.74
Total Toxic Organics (TTOs)	-	-	18.1	5.91
Oil/Grease (Alternate Monitoring)	-	-	330	110

Total toxic organics (TTO). TTO is a regulated parameter under PSES (§464.15) and PSNS (§464.16) for the aluminum subcategory and is comprised of a discrete list of toxic organic pollutants for each process segment where it is regulated, as follows:

Investment Casting (§464.15(a) and §464.15(f):

1,1,1-trichloroethane, chloroform (trichloromethane), methylene chloride (dichloromethane) bis (2-ethylhexyl) phthalate, pyrene, tetrachloroethylene, trichloroethylene

DISCHARGE LIMITATION TABLE (Categorical – Ferrous Casting)
Limits are informational only; there shall be no discharge from this area.

SAMPLE POINT (N/A) MAXIMUM ASSIGNED FLOW No Discharge	Categorical Limit 40CFR464.35(a) (2)(PSES) Casting Cleaning (Lbs/10 ⁶ lbs of metal poured)		Categorical Limit 40CFR464.35(e) (2) (PSES) Investment Casting (Lbs/10 ⁶ lbs of metal poured)	
	Pollutant	Daily Maximum	Monthly Average	Daily Maximum
Copper (Cu)	0.0129	0.0071	3.19	1.76
Lead (Pb)	0.0353	0.0174	8.7	4.3
Zinc (Zn)	0.0656	0.025	16.2	6.17
Total Toxic Organics (TTOs)	-	-	13.2	4.3
Oil/Grease (Alternate Monitoring)	-	-	330	110

Total Toxic Organics (TTO). TTO is a regulated parameter under PSES (§464.35) and PSNS (§464.36) for the ferrous subcategory and is comprised of a discrete list of toxic organic pollutants for each process segment where it is regulated, as follows:

Investment Casting (§464.35(e):

chloroform (trichloromethane), methylene chloride (dichloromethane)
 bis (2-ethylhexyl) phthalate, acenaphthylene pyrene

DISCHARGE LIMITATION TABLE

LOCAL LIMITATIONS SAMPLE POINT (001)	
Pollutant	Daily Maximum (mg/L)
Ammonia-Nitrogen	50
Arsenic (As)	1.9
Bis (2-Ethylhexyl) Phthalate	0.013
Biochemical Oxygen Demand –5 Day (BOD)	2500
Boron (B)	Water Supply + 1.0
Cadmium (Cd)	0.1
Chromium (Cr) (Total)	1.7
Copper (Cu) Total	0.7
Cyanide (CN), Total	0.3
Lead (Pb) – Total	0.2
Mercury (Hg)	0.01
Molybdenum (Mo)	0.7
Nickel (Ni)	2.3
Oil/Grease (Total)	500
Oil/Grease (Total Petroleum Hydrocarbons - TPH)	100
pH ¹	5.0-11.0 pH units
Selenium (Se) Total	0.1
Silver (Ag) Total	0.1
Sulfides Dissolved (SO ₃ ⁻)	0.1
Total Dissolved Solids (TDS) ²	Water Supply + 400
Total Suspended Solids (TSS)	2500
Total Toxic Organics	0.58
Zinc	7.2

1: pH equals the negative log of the hydrogen ion concentration (-log [H⁺]).

2: TDS limit is a “floating” or variable limit based upon an incremental amount over the potable water supply. The increment allowed over the potable concentration is 400 mg/L. Therefore, a potable sample must be taken at the same time as the wastewater sample for comparison purposes.

BOD and TSS limits shown is the maximum concentration allowed. The District reserves the right to place a surcharge fee on any concentration over 300 mg/L.

PART 2 - MONITORING REQUIREMENTS

B. General Monitoring Requirements: From the period beginning on the effective date of the permit until midnight on **October 16, 2018**, the permittee shall monitor the wastewater to be discharged to the District’s wastewater collection system at the indicated frequency, for the following pollutants at Sample Location¹ 001. **All annual monitoring shall be completed during the FIRST MONTH of the FOURTH QUARTER of the calendar year (October), to ensure meeting the reporting requirements.** The District may at its discretion collect samples of the domestic discharges from Skat-Trak to verify compliance with all permit limitations and conditions set forth in this permit.

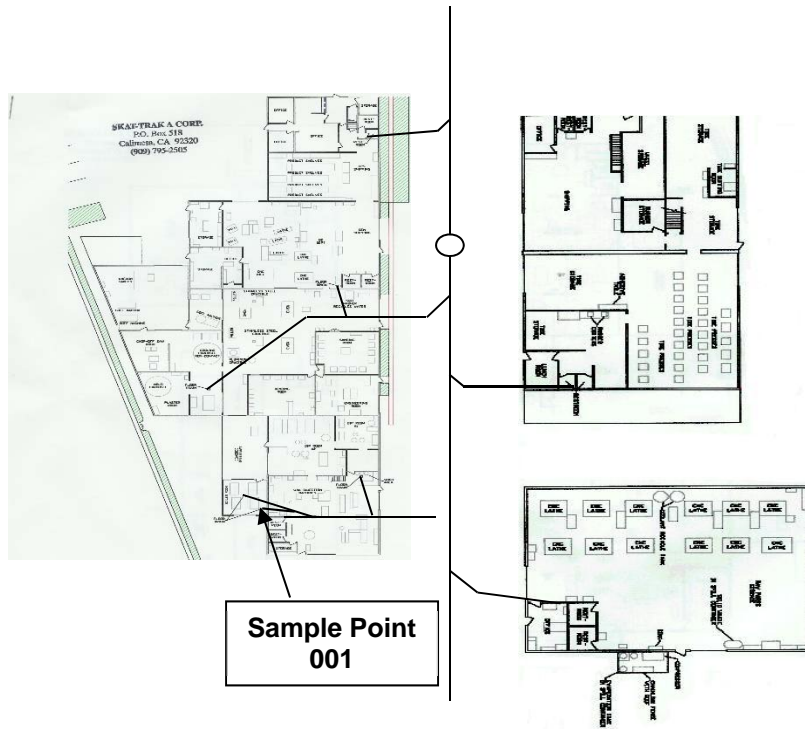
POLLUTANT	FREQUENCY	SAMPLE TYPE
CATEGORICAL BATCH DISCHARGE (If Required)		
Copper (Cu)	Unscheduled - As Needed	Grab
Lead (Pb)	Unscheduled - As Needed	Grab
Zinc (Zn)	Unscheduled - As Needed	Grab
Total Toxic Organics (TTOs)	Unscheduled - As Needed	Grab
Oil/Grease (Alternate Monitoring)	Unscheduled - As Needed	Grab
SAMPLE LOCATION 001 MONITORING		
Flow (Batch 500 Gallons Approx.)		
Ammonia-Nitrogen	Annually	Grab
Biochemical Oxygen Demand (BOD)	Annually	Grab
Boron (B)	Annually	Grab
Cadmium (Cd)	Annually	Grab
Chromium (Total)	Annually	Grab
Copper (Cu)	Annually	Grab
Cyanide, Total (CN)	Annually	Grab
Lead (Pb)	Annually	Grab
Mercury (Hg)	Annually	Grab
Nickel (Ni)	Annually	Grab
Total Petroleum Hydrocarbons (TPH)	Annually	Grab
pH	Annually	Grab
Selenium (Se)	Annually	Grab
Silver (Ag)	Annually	Grab
Sulfide Dissolved (SO ₃)	Annually	
Total Dissolved Solids (TDS)	Annually	Grab
Total Suspended Solids (TSS)	Annually	Grab
Total Toxic Organics ²	-	-
Zinc (Zn)	Annually	Grab

1. See Part 2-C, Sample Location (Page 8) 2.Sampling may be waived in accordance with Part 1 – Discharge Requirements Section D and E of this Permit

- B. Additional Monitoring Requirements:** All handling and preservation of collected samples and laboratory analyses of samples shall be performed in accordance with **40 CFR, Part 136**, and amendments thereto unless specified otherwise in the monitoring conditions of this permit. ***Annual* self monitoring results shall be submitted prior to the last day of the SECOND MONTH of the FOURTH QUARTER (November).** A Self Monitoring Report Form shall accompany each submittal of sample Results. See Part 3 – Reporting for more details on the Self-Monitoring Report (SMR) form.

- C. Monitoring Location:** Self-Monitoring of industrial wastewater shall be conducted at the Sample Locations 001 (shown below). Compliance with all and Local limits in this permit will be determined at Sample Location 001 only.

**SKAT-TRAK PERFORMANCE PRODUCTS
SAMPLE LOCATION**



PART 3 - REPORTING REQUIREMENTS

A. Permittee's Self-Monitoring Reports: All required monitoring results shall be summarized and reported on the District's Dischargers Self Monitoring Report Form provided by the District. This report form shall indicate the compliance status and concentration and/or mass value of all pollutants in the wastewater for which sampling and analysis were performed. The Self Monitoring Report Form includes the following:

- 1. Certified Laboratory Report**
- 2. Signed Certified Statement Form**

All applications, reports, or information submitted to the District must include a **Signed Certified Statement**.

All required **Annual** monitoring reports shall be submitted to the District no later than the last day of the **Second Month of the Fourth Quarter of the Calendar Year (November)**. Failure to submit the required Reporting Forms shall result in the permittee being in violation of their Industrial User Discharge Permit. Any incomplete monitoring result shall be returned to the permittee for completion. If the monitoring results are not submitted within 45 days of the due date, the permittee shall be considered in Significant Noncompliance (SNC) and a Notice of Violation (NOV) will be issued.

B. Automatic Re-sampling: If the results of the wastewater analysis indicate that a violation of this permit has occurred, the permittee must:

1. Inform the District of the violation by telephone within 24 hours of receiving the results of the analysis indicating a violation has occurred.
2. Repeat the sampling and constituent analysis and submit, in writing, the results of this repeat analysis within 30 days of the first violation.

C. Accidental Discharge Report: The permittee shall notify the District immediately upon the occurrence of any accidental discharge of substances prohibited by the District's Sewer Use Ordinance or any upsets, bypass, slug loads or spills that occur at the facility identified in this permit and may enter the public sewer. During normal business hours the Yucaipa Valley Water District's Wochholz Regional Water Recycling Facility should be notified by telephone at **(909) 795-2491**. The notification shall include the location of the discharge, date and time of the discharge, and the type of waste, including concentration, volume and corrective actions taken. The permittee's notification of accidental discharges in accordance with this section does not relieve the permittee of other reporting requirements that arise under local, State, or Federal laws.

Within five days following an accidental discharge, the permittee shall submit to the District, a detailed written report. The report shall specify:

1. Description and cause of the accidental discharge and the impact of the incident on the permittee's compliance status. The description should also include location of discharge, type, concentration and volume of waste.
2. Duration of noncompliance, including exact dates and times of noncompliance and the time when compliance is expected to be achieved.
3. All steps taken or to be taken to reduce, eliminate, and/or prevent recurrence of such conditions of slug load, accidental discharge or other noncompliance events.

D. Material Safety Data Sheets: The permittee shall maintain copies of Material Safety Data Sheets (MSDS) for all chemicals used in association with the manufacturing process. If

hazardous materials are used in the manufacturing process, secure storage with secondary containment must be provided for those materials. If the permittee generates substances listed as toxic under the permittee must follow Federal regulatory guidelines for the disposal of those substances. Secure storage with secondary containment must be provided with no possible access to the sewer. Storage of the wastes shall not exceed 90 days and transportation of the wastes shall be by a licensed carrier to a licensed disposal facility. Copies of all shipping manifests and disposal receipts for hazardous materials shipped offsite shall be available for the District to review.

E. Slug Discharge Control Plan (SDCP): Each permitted Industrial user who stores significant quantities of liquids in the vicinity of floor drains or other openings to the District's sewer system such that spillage of stored liquids could result in Slug Loading or in any violation of the provisions of the District's Sewer Use Ordinance shall file a Slug Discharge Control Plan with the District. All Significant Industrial Users shall be evaluated for the need to develop a Slug Discharge Control Plan. The Plan shall contain at a minimum, the following elements:

1. Description of discharge practices, including non-routine batch discharges;
2. Description of stored chemical;
3. Procedures for immediately notifying YVWD of any accidental or slug discharge. Such notification must also be given for any discharge which would violate any of the standards set forth in the District's **Sewer Use Ordinance** and any local, state or federal regulations; and **within five days** following an accidental discharge, the permittee shall submit to the District, a detailed written report.
4. Procedures to prevent adverse impact from any accidental or slug discharge. Such procedures include, but are not limited to inspection and maintenance of storage areas, handling and transfer of materials, loading and unloading operations, control of plant site runoff, worker training, building of containment structures or equipment, measures for containing toxic organic chemicals (including solvents), and/or measures and equipment for emergency response.

The Slug Discharge Control Plan shall be updated whenever changes occur in any of the addressed areas; chemicals are added or replaced; processes or plumbing are rerouted or changed; pretreatment facilities are modified or replaced; operations and/or maintenance procedures are modified; or personnel listed in the plan are replaced, changed, or removed.

During routine inspections, the Slug Discharge Control Plan shall be reviewed by the responsible party and either;

1. Updated and resubmitted, or
2. A written certification submitted stating that no change in the Slug Discharge Control Plan has occurred.

E. Report Submittal: All reports required by this permit shall be submitted to: **Yucaipa Valley Water District, P.O. Box 730, Yucaipa, CA 92399-0730, Attention: Environmental Control Department.**

PART 4- SPECIAL CONDITIONS

A. Reopener Clause

1. This permit may be reopened and modified to incorporate any new or revised requirement contained in a national categorical pretreatment standard promulgated for the industrial category covered by this permit.
2. This permit may be reopened and modified to incorporate any new or revised requirements resulting from the District's reevaluation of its local limits.
3. This permit may be reopened and modified to incorporate any new or revised requirements developed by the District as are necessary to ensure POTW compliance with applicable biomass management requirements promulgated by Federal Regulations in 40 CFR Part 503.

PART 5 - STANDARD CONDITIONS

A. General Conditions and Definitions

1. **Severability** The provisions of this permit are severable, and if any provision of this permit, or the application of any provision of this permit to any circumstance, is held invalid, the application of such provision to other circumstances, and the remainder of this permit, shall not be affected thereby.
2. **Duty to comply** The permittee must comply with all conditions of this permit. Failure to comply with the requirements of this permit may be grounds for administrative action or enforcement proceedings, including civil or criminal penalties, injunctive relief, and summary abatements.
3. **Duty to Mitigate:** The permittee shall take all reasonable steps to minimize or correct any adverse impact to the public treatment plant or the environment resulting from noncompliance with this permit.
4. **Permit Modification:** This permit may be modified for good cause including, but not limited to the following:
 - a. To incorporate any new or revised Federal, State or local pretreatment standards or requirements.
 - b. Material or substantial alterations or additions to the discharger's operation processes, or discharge volume or character which were not considered in drafting the effective permit.
 - c. A change in any condition in either the permittee or the POTW that requires either a temporary or permanent reduction or elimination of the authorized discharge.
 - d. Information indicating that the permittee's discharge poses a threat to the District's collection and treatment systems, POTW personnel or the receiving waters.
 - e. To correct typographical or other errors in the permit.
 - f. Upon request of the permittee, provided such request does not create a violation of any applicable requirements, standards, laws or rules and regulations.

The filing of a request by the permittee for a permit modification, revocation, and reissuance or termination, or a notification of planned changes or anticipated noncompliance, does not stay any permit condition.

5. **Permit Termination** This permit may be terminated for the following reasons:
- a. Falsifying self-monitoring reports.
 - b. Tampering with monitoring equipment.
 - c. Refusing to allow timely access to the facility premises and records.
 - d. Failure to meet discharge limitations.
 - e. Violation of any terms or conditions of this permit.
 - f. Failure to pay fines or permit fees.
 - g. Failure to pay sewer charges.

6. **Permit Appeals:** The permittee may petition to appeal the terms of this permit within ten (10) days of issue date.

The petition must be in writing, sent certified mail, return receipt requested. Failure to submit a petition for review shall be deemed to be a waiver of that appeal. If an appeal is submitted, the permittee must indicate in the appeal, the permit provisions objected to, the reasons for the objection(s), and the alternative condition(s), if any, the permittee seeks to be placed in the permit.

If the Board of Directors of the District consents to consider an appeal by the permittee, the effectiveness of this permit shall not be stayed during the appeal process. If after considering the petition and any arguments put forth by the General Manager, the Board determines that reconsideration of this permit is proper; the Board shall remand the permit back to the General Manager for reissuance. Those permit provisions being reconsidered by the General Manager at the direction of the Board shall be stayed pending reissuance of the permit.

A decision by the District's Board of Directors that refuses to reconsider an issued permit shall be considered final administrative action for purposes of judicial review. The permittee seeking judicial review of a final action by the Board must do so by filing a complaint in the Superior Court of the Counties of Riverside or San Bernardino within thirty (30) days.

7. **Property Rights** The issuance of this permit does not convey any property rights of any sort, or any exclusive privileges, nor does it authorize any injury to private property or any invasion of personal rights, nor any violation of Federal, State, or local laws or regulations.
8. **Permit Transfers:** Permits may not be reassigned or transferred to a new owner or operator. Upon transfer of ownership, written notice to the District must be provided, and a new permit application submitted by the new owner to the District at least 60 days prior to transfer of ownership.
9. **Continuation of Expired Permits** An expired permit will continue to be effective and enforceable until a new permit is issued if:
- a. The permittee has submitted a complete permit application at least ninety (90) days prior to the expiration date of the existing permit.
 - b. The failure to reissue the permit, prior to the expiration of the previous permit, is not due to any act or failure to act on the part of the permittee.
10. **Dilution** The permittee shall not increase the use of potable or process water or, in any way; attempt to dilute an effluent as a partial or complete substitute for adequate treatment to achieve compliance with the limitations contained in this permit.

11. Definitions:

- a. **Daily Maximum** - The maximum allowable discharge of a constituent during a calendar day where daily limits are expressed in units of mass, the daily discharge is the total mass discharged over the course of the day. Where daily maximum limitations are expressed in terms of a concentration, the daily discharge is the arithmetic average measurement of the constituent concentration derived from all measurements taken during that day.
- b. **Composite Sample** - A sample that is collected over time formed by either continuous sampling or by mixing discreet samples. The samples can either be a time composite or a flow proportional composite sample.
- c. **Grab Sample** - An individual sample collected in less than 15 minutes, without regard for flow or time.
- d. **Instantaneous Maximum Concentration** - The maximum concentration allowed in any single grab sample.
- e. **Cooling Water** - (1) Uncontaminated: Water used for cooling purposes only which has no direct contact with any raw material, intermediate, or final product and which does not contain a level of contaminants detectably higher than that of the intake water. (2) Contaminated: Water used for cooling purposes only which may become contaminated either through the addition of water treatment chemicals used for corrosion inhibitors or biocides, or by direct contact with process materials and/or wastewater.
- f. **Monthly Average** - The arithmetic mean of the values for effluent samples collected during a calendar month or specified 30-day period (as opposed to a rolling 30 day Window).
- g. **Weekly Average** - The arithmetic mean of the values for effluent samples collected over a period of seven consecutive days.
- h. **Bi-Weekly** - Once every other week
- i. **Bi-Monthly** - Once every other month
- j. **Bi-annually** - Once every other year
- k. **Semi-annually** - Once every six months
- l. **Bypass** - Means the intentional diversion of waste streams from any portion of a treatment facility:
- m. **Upset** - Means an exceptional incident in which there is unintentional and temporary noncompliance with categorical Pretreatment standards because of factors beyond the reasonable control of the Industrial User.

12. General Prohibitive Standards: The permittee shall comply with all the general prohibitive discharge standards in Federal regulations namely the permittee shall not discharge wastewater to the District's wastewater collection system:

- a. Having a temperature higher than 140 degrees F. (60 degrees C.);
- b. Containing more than 500 PPM by weight of fats, oils, and grease;
- c. Containing any gasoline, benzene, naphtha, fuel oil or other flammable or explosive liquids, solids, or gases; and in no case substances with a closed cup flashpoint of less than 140° F. (60° C.);
- d. Containing any garbage that has not been ground by household type or other

- suitable garbage grinders;
- e. Containing any ashes, cinders, sand, mud, straw, shavings, metal, glass, feathers, tar, plastics, wood, paunch manure, or any other solids or viscous substances capable of causing obstructions or other interference with proper operation of the wastewater collection system;
 - f. Having a pH lower than 5.0 (**to protect the sewer system**) or higher than 12.5, (**pH used to define a hazardous material**) or having any other corrosive property capable of causing damage or hazards to structures, equipment or personnel of the Districts wastewater treatment plant and collection system;
 - g. Containing toxic or poisonous substances in sufficient quantity to injure or to interfere with any wastewater treatment process, to constitute hazards to humans or animals, or to create any hazard in receiving waters for the effluent from the treatment plant. Toxic wastes shall include, but are not limited to wastes containing cyanide, chromium, cadmium, mercury, copper, and nickel ions;
 - h. Containing noxious or malodorous gases or substances capable of creating a public nuisance; including pollutants which result in the presence of toxic gases, vapors, or fumes;
 - i. Containing solids of such character and quantity that special and unusual attention is required for their handling;
 - j. Containing any substance which may affect the treatment plant's effluent and cause violation of NPDES Permit requirements;
 - k. Containing any substance which would cause the treatment plant to be in noncompliance with sludge use, recycle or disposal criteria pursuant to guidelines or regulations developed under the Clean Water Act, the Solid Waste Disposal Act, the Clean Air Act, the Toxic Substance Control Act or other regulations or criteria for sludge management and disposal as required by the State.
 - l. Containing color which is not removed in the treatment process;
 - m. Containing any medical or infectious wastes;
 - n. Containing any radioactive wastes or isotopes; or
 - o. Containing any pollutant including BOD pollutants released at a flow rate and/or concentration that would cause interference with the treatment plant operation.

B. Operation and Maintenance of Pollution Controls

1. **Proper Operation and Maintenance** The permittee shall at all times properly operate and maintain all facilities and systems of treatment and control (and related appurtenances) which are installed or used by the permittee to achieve compliance with the conditions of this permit. Proper operation and maintenance includes but is not limited to: effective performance, adequate funding, adequate operator staffing and training, and adequate laboratory and process controls, including appropriate QA procedures.
2. **Duty to halt or Reduce Activity** Upon reduction of efficiency of operation, or loss or failure of all or part of the treatment facility, the permittee shall, to the extent necessary to maintain compliance with this permit, control its production or discharges (or both) until operation of the treatment facility is restored or an alternative method of treatment is provided. It shall not be a defense for a permittee in an enforcement action that it would have been necessary to halt or reduce the permitted activity, in order to maintain compliance with the conditions of this permit.

3. **Removed Substances** Solids, sludge's, filter backwash, or other substances removed in the course of treatment or control of wastewaters shall not be disposed of in the sewer. They shall be disposed of in accordance with **Section 405 of the Clean Water Act, Subtitles C and D of the Resource Conservation and Recovery Act.**

C. **Monitoring and Records**

1. **Representative Sampling** Samples and measurements taken as required herein shall be representative of the volume and nature of the monitored discharge. All samples shall be taken at the monitoring points specified in this permit and, unless otherwise specified before the effluent joins or is diluted by any other waste stream, body of water or substance. All equipment used for sampling and analysis must be routinely calibrated, inspected and maintained to ensure the accuracy of that equipment. Monitoring points shall not be changed without notification to and the approval of the District.
2. **Flow Measurements** Flow measurement is required by this permit. The appropriate flow measurement devices and methods consistent with approved scientific practices shall be selected and used to ensure the accuracy and reliability of measurements of volume of monitored discharges. The devices shall be installed, calibrated and maintained to insure that the accuracy of the measurements is consistent with the accepted capability of that type of device. Devices selected shall be capable of measuring flows with a maximum deviation of less than 10 per cent from true discharge rates throughout the range of expected discharge volumes.
3. **Analytical Methods:** All sampling and analysis required by this permit shall be performed in accordance with **40CFR Part 136** and amendments thereto, unless otherwise approved by EPA, or as specified in this permit
4. **Additional Monitoring** If the permittee monitors any constituent more frequently than required by this permit, using test procedures identified above in section C 3, the results of this monitoring shall be included in the permittee's self monitoring reports.
5. **Inspection and Entry** The permittee shall allow the District, or an authorized representative, upon request, reasonable access to:
 - a. Enter upon the permittee's premises where a regulated facility or activity is located or conducted or where records must be kept under the conditions of this permit.
 - b. Have access to and copy, at reasonable times, any records that must be kept under the conditions of this permit.
 - c. Inspect, at reasonable times any facilities, equipment (including monitoring and control equipment), practices or operations regulated or required by this permit.
 - d. Sample or monitor, for the purpose of assuring permit compliance, any substances or parameters at any location.
6. **Retention of Records**
 - a. The permittee shall retain records of all monitoring information, including copies of all reports required by this permit. Records of all data including strip chart recordings and all information used to complete the application for this permit, for a period of at least three years from the date of the sample, measurement, report or application. This period may be extended by request of the District at anytime.
 - b. All records that pertain to matters that are the subject of special orders or any

other enforcement, or litigation activities brought by the District, shall be retained and preserved by the permittee until all enforcement activities have concluded, and all periods of limitation with respect to any and all appeals have expired.

7. **Record Contents** Records of sampling and analysis shall include:
 - a. The date, exact place, time, and methods of sampling or measurements, and sample preservation techniques or procedures;
 - b. The name of person or persons who performed the sampling or measurements;
 - c. The date(s) analyses were performed;
 - d. The name of the analytical laboratory and person who performed the analyses;
 - e. The analytical methods used; and
 - f. Copies of the results (lab reports) of the analyses.
8. **Falsifying Information** Knowingly making any false statement on any report or other document required by this permit or knowingly rendering any monitoring device or method inaccurate, is a crime and may result in the imposition of criminal sanctions and/or civil penalties.

D. **Additional Reporting Requirements**

1. **Anticipated Noncompliance:** The permittee shall give advance notice to the District of any planned changes in the permitted facility or activity, which may result in noncompliance with permit requirements.
2. **Automatic Re-sampling** If the results of the permitted wastewater analysis indicate a violation has occurred, the permittee must notify the District within 24 hours of becoming aware of the violation and repeat the sampling and analysis and submit, in writing, the results of this repeat analysis within 30 days after becoming aware of the original violation.
3. **Duty to provide Information** The permittee shall furnish to the District, within three (3) working days any information which the District may request to determine whether cause exists for modifying, revoking and reissuing, or terminating, or determining compliance with this permit. The permittee shall also, upon request, furnish to the District within three (3) working days copies of any records required to be kept by this permit.
4. **Signatory Requirements** All applications, reports, or information submitted to the District must contain the following certification statement, and be signed as required in Sections (a), (b), or (c) below:

“I certify under penalty of law that this document and all attachments were prepared under my direction or supervision in accordance with a system designed to assure that qualified personnel properly gather and evaluate the information submitted. Based on my inquiry of the person or persons who manage the system, or those persons directly responsible for gathering the information, the information submitted is, to the best of my knowledge and belief, true, accurate, and complete. I am aware that there are significant penalties for submitting false information, including the possibility of fines and imprisonment for knowing violations”.

- a. By a responsible corporate officer, if the permittee submitting the report is a corporation. For the purpose of this paragraph, a responsible corporate officer means:
 - i. A president, secretary, treasurer, or vice-president of the corporation in charge of a principal business function, or any person who performs similar policy or decision making functions for the corporation, or
 - ii. The manager if authority to sign documents has been assigned or delegated to the manager in accordance with corporate procedures.
 - b. By a general partner or proprietor if the permittee submitting the reports is a partnership or sole proprietorship respectively.
 - c. By a duly authorized representative if;
 - i. The authorization is made in writing by the individual described in paragraph (a) or (b).
 - ii. The authorization specifies either an individual or a position having responsibility for the overall operation of the facility from which the discharge originates, or having overall responsibility for environmental matters for the discharger.
 - iii. The written authorization is submitted to the District.
 - d. If an authorization under paragraph (a), (b), or (c) of this section is no longer accurate because a different individual or position has responsibility for the overall operation of the facility, or overall responsibility for environmental matters for the permittee, a new authorization satisfying the requirements of paragraph (c) of this section must be submitted to the District prior to or together with any reports to be signed by an authorized representative.
5. **Annual Publication** The names of all Industrial Users which are found to be in significant noncompliance with the District's **Sewer Use Ordinance** shall be published at least annually in the largest daily circulating newspaper within the jurisdiction of the District in which the Industrial User is located.
 6. **Civil and Criminal Liability** Nothing in this permit shall be construed to relieve the permittee from civil and/or criminal penalties for noncompliance under or State or Federal laws or regulations.
 7. **Penalties for Violations of Permit Conditions:** The District's **Sewer Use Ordinance** provides that any person who violates a permit condition may be subject to a civil penalty of up to \$25,000.00 per day for each violation.
 8. **Recovery of Costs Incurred:** In addition to civil and criminal liability, the permittee who violates any provision of this permit resulting in damage to or otherwise inhibiting the District's wastewater collection system, shall be liable to the District for any expense, loss, or damage caused by the violation or discharge. The District shall bill the permittee for the costs incurred by the District for any cleaning, repair, or replacement work caused by the non-compliance. The reimbursement shall also include any fines or penalties levied against the District resulting from the violation or discharge. Refusal to pay the assessed costs shall constitute a separate violation of the District's **Sewer Use Ordinance**.

E. Enforcement

1. **Notice of Violation:** Any permittee found to be in violation of any permit condition, discharge requirement, reporting requirement, or any provision of the District's **Sewer Use Ordinance** may be issued a written Notice of Violation. The Notice shall state the nature of the violation and the penalties for continued non-compliance. If required by the notice, the violator shall submit to the District, within a prescribed period specified in the notice, a plan of return to full compliance pursuant to the District's **Sewer Use Ordinance**.
2. **Administrative Complaint:** The Manager may issue an Administrative Complaint to any user who violates any permit condition or requirement, a Notice of Violation or any section of the District's **Sewer Use Ordinance**.
 - a. The Administrative Complaint shall allege the act or failure to act that constitutes the violation, the provisions of law authorizing the imposition of Civil Liability, and the Civil Penalty proposed.
 - b. The Administrative Complaint shall be served by personal delivery or certified mail and shall give notice to the recipient of a hearing to be conducted within sixty (60) days from the date of service.
3. **Administrative Hearing:** The Hearing shall be before a hearing officer designated by the Board of Directors of the District.
 - a. The defendant of an Administrative Complaint may waive the right to a hearing, in which case no hearing shall be held.
 - b. A defendant in an Administrative Hearing wishing to appeal a decision of the Hearing Officer may do so to the Board of Directors of the District within thirty (30) days of notice of the Hearing Officer's decision.
 - c. If after a hearing or appeal, if any, it is found in fact there has been a violation of reporting requirements, discharge requirements, the Hearing Officer or the Board of Directors may assess a Civil Penalty against the defendant.
 - d. In determining the amount of a Civil Penalty, the Hearing Officer or Board of Directors may consider all relevant circumstances including, but not limited to, the extent of harm caused by the violation, the economic benefit derived through any non-compliance, the nature and persistence of the violation, and the corrective actions, if any, attempted or taken by the discharger.
4. **Civil Penalties:**
 - a. Fines not to exceed \$2,000.00 for each day of failure or refusal to furnish technical or self-monitoring reports, [**Government Code, Section 54740.5(d)(1)**];
 - b. Fines not exceeding \$3,000.00 for each day for failure or refusal to timely comply with any compliance schedule established by the District, [**Government Code, Section 54740.5(d)(2)**];
 - c. Fines not to exceed \$5,000.00 per violation for each day for discharges in violation of any discharge limitation, permit condition, or requirement issued, reissued or adopted by the District, [**Government Code, Section 54740.5(d)(3)**];
 - d. Fines not exceeding \$10.00 per gallon for discharges in violation of any suspension, cease and desist order, other orders or prohibitions issued, reissued or adopted by the Manager of the District, [**Government Code,**

Section 54740.5(d)(4)].

- e. Unless appealed, orders setting administrative Civil Penalties shall become effective and final upon issuance thereof, and payment shall be made within thirty (30) days. Copies of the orders shall be served by personal service or by registered mail upon the parties served with the Administrative Complaint and to other persons who appeared at the hearing and requested a copy.
 - f. All monies collected under these penalties shall be deposited in a special account of the District and shall be made available for the monitoring, treatment and control of harmful discharges into the POTW or for other mitigation measures.
 - g. The amount of any Civil Fines imposed as a result of the Administrative Hearing process, which remain delinquent for a period of sixty (60) force, effect and priority of a judgment lien and continue for ten (10) years from the time of recording unless sooner released, and shall be renewable in accordance with the provisions of Sections 683.110 to 683.220, inclusive, of the Code of Civil Procedure
5. **Judicial Review:** the District's Sewer Use Ordinance.
 6. **Civil Liability for Violation:** The District's Sewer Use Ordinance
 7. **Emergency Termination of Service:** The District's Sewer Use Ordinance
 8. **Annual Public Notice of SNC:** Annually, the District shall publish in the newspaper with the largest daily circulation in the District's service area, a list of all industrial users that been in SNC with applicable pretreatment standards or requirements during the previous year.
 9. **Supplemental Enforcement Actions:** The District's Sewer Use Ordinance
 10. **Remedies Non-exclusive:** The remedies provided for in this section are not exclusive. The District may take any, all, or any combination of these actions against the non-compliant user. Enforcement of industrial waste discharge limit violations, other permit conditions, sampling requirements or self-monitoring reporting, will generally be in accordance with the District's Enforcement Response Plan. However, the Manager may take other action against any user when the circumstances warrant. Further, the Manager is empowered to take more than one enforcement action against any non-compliant user.
 11. **Criminal Penalties:**
 - a. A user who willfully or negligently violates any provision of a discharge permit, or any other pretreatment standard or requirement shall, upon conviction, be guilty of a misdemeanor, punishable by a fine of at least One Thousand Dollars (\$1,000.00) per violation, per day or imprisonment for not more than six months, or both for each violation per day.
 - b. Any user who knowingly makes any false statements, representations or certifications in any application, record, report, plan or other documentation filed or required to be maintained pursuant to a discharge permit, or falsifies, tampers with, or knowingly renders inaccurate any monitoring device or method required under that permit shall, upon conviction, be guilty of a misdemeanor, punishable by a fine of at least One Thousand Dollars (\$1,000.00) per violation,

per day or imprisonment for not more than six months, or both for each violation per day.

- c.** Payment of any penalty required in this section shall not relieve a user from responsibility for correcting the violation and reimbursing the District for all costs and expenses associated with all corrections including any fines and/or penalties incurred by the District as a result of the violation.

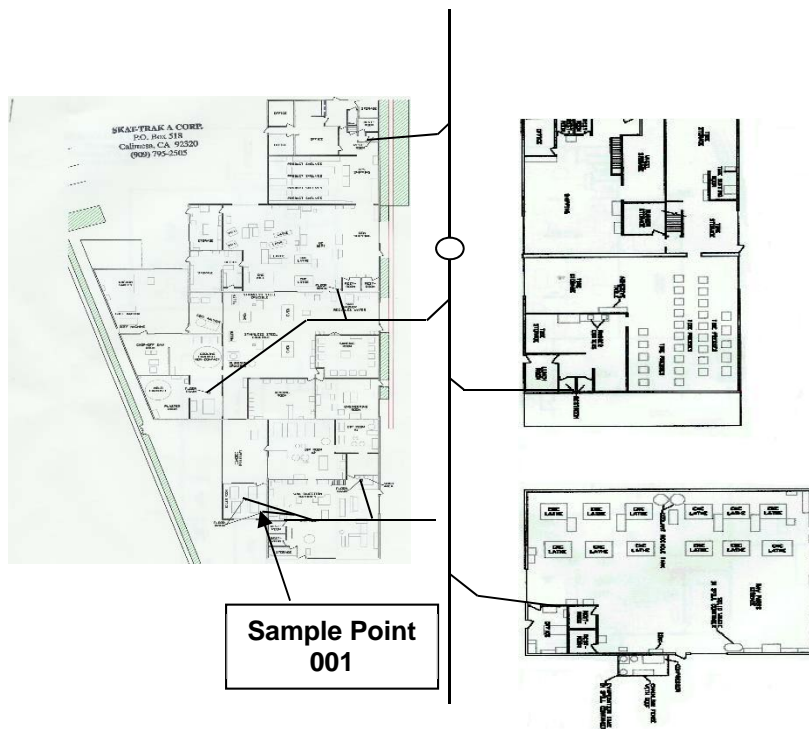
PART 6 - COMPLIANCE TIME SCHEDULES

A. Compliance Time Schedule Progress Reports When required, Compliance Time Schedule progress reports shall be submitted at a minimum frequency of every 30 days until compliance with discharge requirements or the District’s Sewer Use Ordinance are obtained. These reports shall contain dates for pretreatment equipment design completion, building permit submittal date, construction starting date, construction updates, construction completion date, employee training completion date, date of achieving final compliance, and/or any other required information. Samples may be required to be collected to demonstrate compliance. The samples shall be collected in accordance with the requirements of this permit.

B. Compliance Schedule Reporting. No later than on the respective compliance schedule dates, the permittee shall submit to the District a report including, at a minimum, whether or not it complied with the increment of progress to be met on such date and, if not, the date on which it expects to comply with the increment of progress, the reasons for delay, and the steps being taken to return the project to the schedule established. In no case shall any milestone in the compliance schedule exceed nine months.

C. Reports of Progress.

1. Skat-Trak Performance Products shall submit to the District later than the 15th of each month if required, a written Report of Progress. The Report of Progress shall state the probability of Skat-Trak Performance Products completing the work required for the upcoming compliance date.
2. If a Compliance Time Schedule milestone date cannot be met, Skat-Trak Performance Products shall notify the District **in Writing and Prior** to the expiration of the Compliance Time Schedule date to request an extension. The extension request shall describe the reason(s) for Skat-Trak Performance Product’s failure to comply and the additional amount of time required to complete the remaining work. Compliance Time Schedule date extensions will be granted at the reasonable discretion of the District.





Director Memorandum 16-091

Date: September 20, 2016

Prepared By: Jennifer Ares, Water Resource Manager

Subject: Consideration of a Contract with CV Strategies for Water Conservation Messaging

Recommendation: That the Board authorizes the General Manager to execute a contract with CV Strategies for a sum not to exceed \$15,000.

At the April 1, 2015, Board Meeting, the Board of Directors approved \$16,917.45 for participation in the regional iEfficient water conservation campaign. This contract provided regional water conservation messages that consisted of digital and print advertisement, along with social media outreach. The regional efforts proved effective through the recent results from Probolsky Research, the research company hired to analyze the effectiveness of the campaign.

The Board of Directors have instructed staff to develop a request for proposals (RFP) for public outreach. This process is underway however, the District staff recommends a sort-term contract with CV Strategies to expedite a specific water conservation messaging for Yucaipa Valley Water District for the remainder of the 2016 calendar year.



Strategic Communications
Public Engagement



CV STRATEGIES
PRECISION IN PERCEPTION™

Sept. 7, 2016

Jennifer Ares
Water Resources Manager
Yucaipa Valley Water District
12770 2nd St.
Yucaipa, CA 92399

Dear Jennifer,

It is our privilege to present the attached proposal to Yucaipa Valley Water District. We understand that the District is looking to retain a consulting firm to assist with conservation outreach and education.

CV Strategies will develop a conservation campaign identity for the District as well as a newsletter, web content, digital and print advertising, and other materials as needed. Below please find the suggested scope of work.

There is no better firm than CV Strategies to help you develop thoughtful, effective outreach. We are a comprehensive communications and public engagement firm with clients in a variety of sectors, including water, municipal and nonprofit. CV Strategies is involved in active, ongoing communications initiatives with more than 30 public agencies across the state.

I look forward to your review of this proposal. If you have any questions, please do not hesitate to contact me.

Sincerely,



Erin Gilhuly
Founder, President
CV Strategies

45-025 Manitou Drive, Suite 13
Indian Wells, CA 92210

1822 21st Street, Suite 105
Sacramento, CA 95811

1295 Corona Pointe Court, Suite 104
Corona, CA 92879

CVStrategies.com

Info@CVStrat.com

P 760-776-1766

Yucaipa Valley Water District – Conservation Outreach
September 7, 2016
Page | 2



SCOPE OF WORK

- Develop, design, create written and graphic content for, and facilitate the print production of three (3) monthly newsletters to share water-saving tips and information with customers.
- Develop both print and digital versions of the newsletter for broad distribution.
- Develop written and graphic content for the Yucaipa Valley Water District website and social media pages per staff direction.
- Generate digital and print advertising for local media outlets.
- Create lobby and lawn signage, banners, bill inserts and other collateral materials to educate customers and promote water use efficiency.
- Translate all bill inserts, newsletters and other materials into Spanish as required by District staff.

TERMS AND COMPENSATION

The cost of professional services through Dec. 31, 2016, will not exceed \$15,000. Yucaipa Valley Water District will only be invoiced for services performed.

Professional services will be billed at the following rates:

President - \$200/hour

Senior Vice-President - \$185/hour

Vice President & Account Manager - \$175/hour

Graphic Design/Video - \$150/hour

Photographer/Translator - \$125/hour

Support Staff - \$100/hour

Hard costs incurred by CV Strategies will be billed directly to the client or subject to a nominal service charge of 10% (not to exceed \$250 per item). This includes all anticipated hard costs including printing, mailing, photography, video, web hosting, advertising, etc. Required travel mileage will be billed at the published IRS rate.

Yucaipa Valley Water District – Conservation Outreach
September 7, 2016
Page | 3



Either party may end this agreement by providing written notice to the other party. In the event of termination, CV Strategies shall be paid for all hours and expenses accrued up to the date of termination. CV Strategies will notify Yucaipa Valley Water District as we are approaching the estimated cost limit listed above.

All services and hard costs will be billed monthly. Invoices should be paid in full upon receipt.

FOR YUCAIPA VALLEY WATER DISTRICT, APPROVAL:

Signature: _____

Name & Title: _____

Date: _____



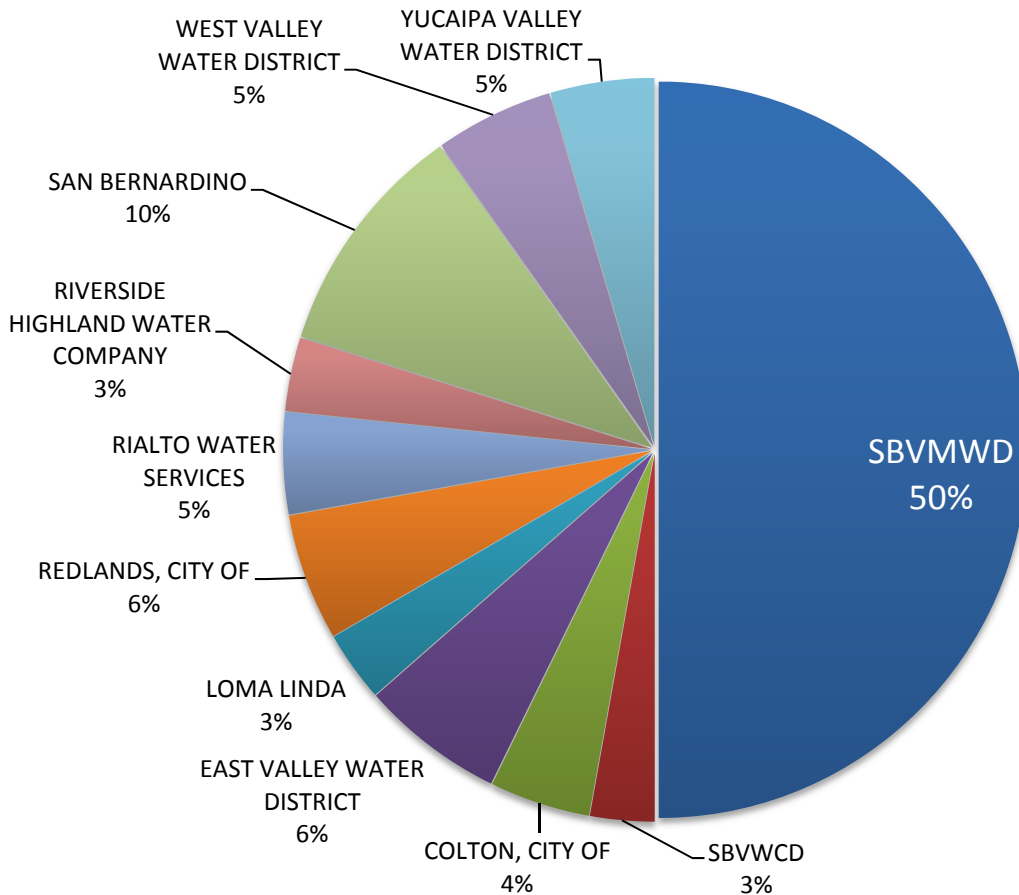
Date: September 20, 2016

Prepared By: Jennifer Ares, Water Resource Manager

Subject: Consideration to Continue the Yucaipa Valley Water District's Participate in the iEfficient Water Conservation Campaign

Recommendation: That the Board authorizes the General Manager to participate in the regional iEfficient Water Conservation Campaign for a sum not to exceed \$16,195.

On September 12, 2016, the Board of Directors of the San Bernardino Valley Municipal Water District ("SBVMWD") considered their continuation of financial support for the 2016-17 iEfficient Public Outreach campaign. The SBVMWD is considering a 50% contribution to the effort with the remainder of the cost to be distributed to other participants.



2016-17 iEfficient Public Outreach Program

Cost Sharing VALLEY DISTRICT Service Area

Advertisements/Hard Costs	\$234,041
Professional Services	\$120,450
Total Cost	\$354,491

Regional Agencies

San Bernardino Valley Municipal Water District	(\$177,245)
San Bernardino Valley Water Conservation District	(\$10,000)
Sub total Regional Agencies Participation	(\$187,245)

BALANCE (Retail Water Agencies) \$167,245

Cost-Sharing - Retail Agencies

Retail Agency	Population	% Population	Equal (50%)	Proportioned by Population (50%)	SUBTOTAL
COLTON, CITY OF	47,429	8%	\$ 9,291.41	\$ 6,361.79	\$ 15,653.20
EAST VALLEY WATER DISTRICT	97,318	16%	\$ 9,291.41	\$ 13,053.55	\$ 22,344.96
LOMA LINDA	12,206	2%	\$ 9,291.41	\$ 1,637.23	\$ 10,928.63
REDLANDS, CITY OF	77,852	12%	\$ 9,291.41	\$ 10,442.52	\$ 19,733.93
RIALTO WATER SERVICES	48,623	8%	\$ 9,291.41	\$ 6,521.95	\$ 15,813.35
RIVERSIDE HIGHLAND WATER COMPANY	16,000	3%	\$ 9,291.41	\$ 2,146.13	\$ 11,437.53
SAN BERNARDINO	204,366	33%	\$ 9,291.41	\$ 27,412.22	\$ 36,703.63
WEST VALLEY WATER DISTRICT	68,179	11%	\$ 9,291.41	\$ 9,145.05	\$ 18,436.46
YUCAIPA VALLEY WATER DISTRICT	51,458	8%	\$ 9,291.41	\$ 6,902.21	\$ 16,193.62
TOTALS	623,431	100%	\$ 83,622.66	\$ 83,622.66	\$ 167,245

Board Reports



Yucaipa Valley Water District

Director Comments





FACTS ABOUT THE YUCAIPA VALLEY WATER DISTRICT

Service Area Size: 40 square miles (sphere of influence is 68 square miles)

Elevation Change: 3,140 foot elevation change (from 2,044 to 5,184 feet)

Number of Employees: 5 elected board members
62 full time employees

Operating Budget: Water Division - \$13,397,500
Sewer Division - \$11,820,000
Recycled Water Division - \$537,250
Total Annual Budget - \$25,754,750

Number of Services: 12,434 water connections serving 17,179 units
13,559 sewer connections serving 20,519 units
64 recycled water connections

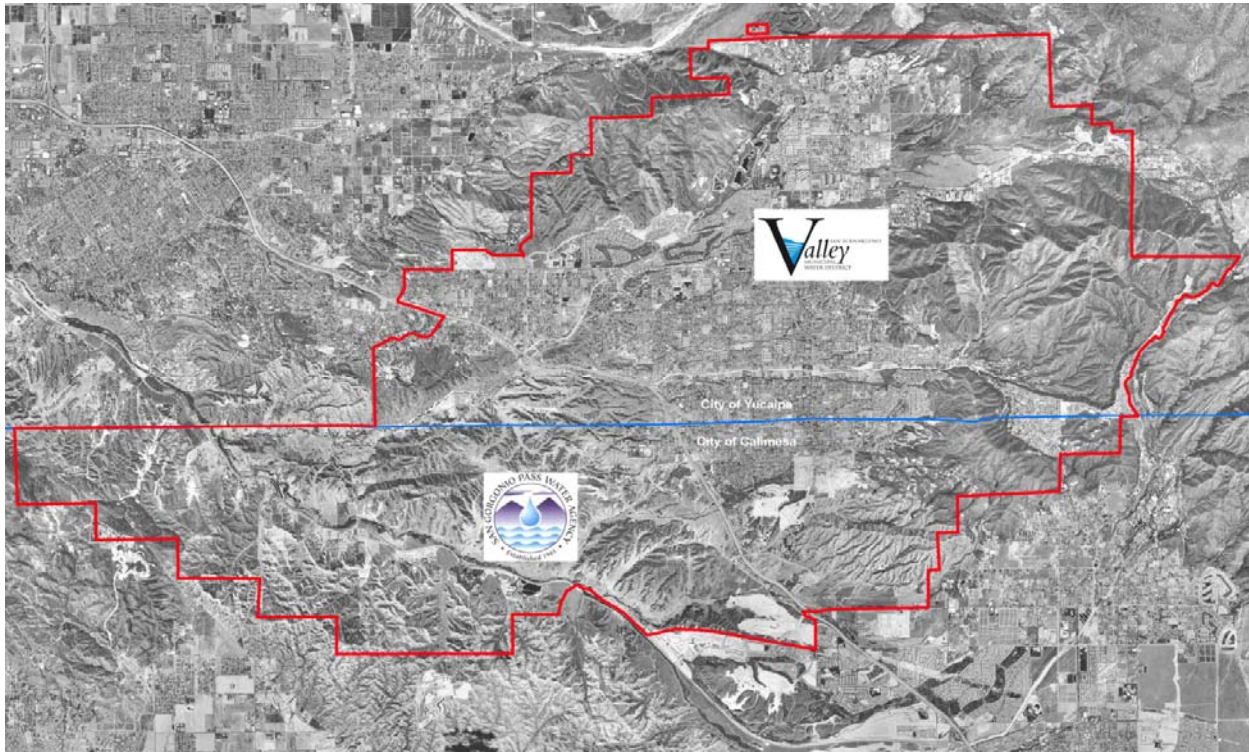
Water System: 215 miles of drinking water pipelines
27 reservoirs - 34 million gallons of storage capacity
18 pressure zones
12,000 ac-ft annual water demand (3.9 billion gallons)
Two water filtration facilities:
- 1 mgd at Oak Glen Surface Water Filtration Facility
- 12 mgd at Yucaipa Valley Regional Water Filtration Facility

Sewer System: 8.0 million gallon treatment capacity - current flow at 4.0 mgd
205 miles of sewer mainlines
5 sewer lift stations
4,500 ac-ft annual recycled water prod. (1.46 billion gallons)

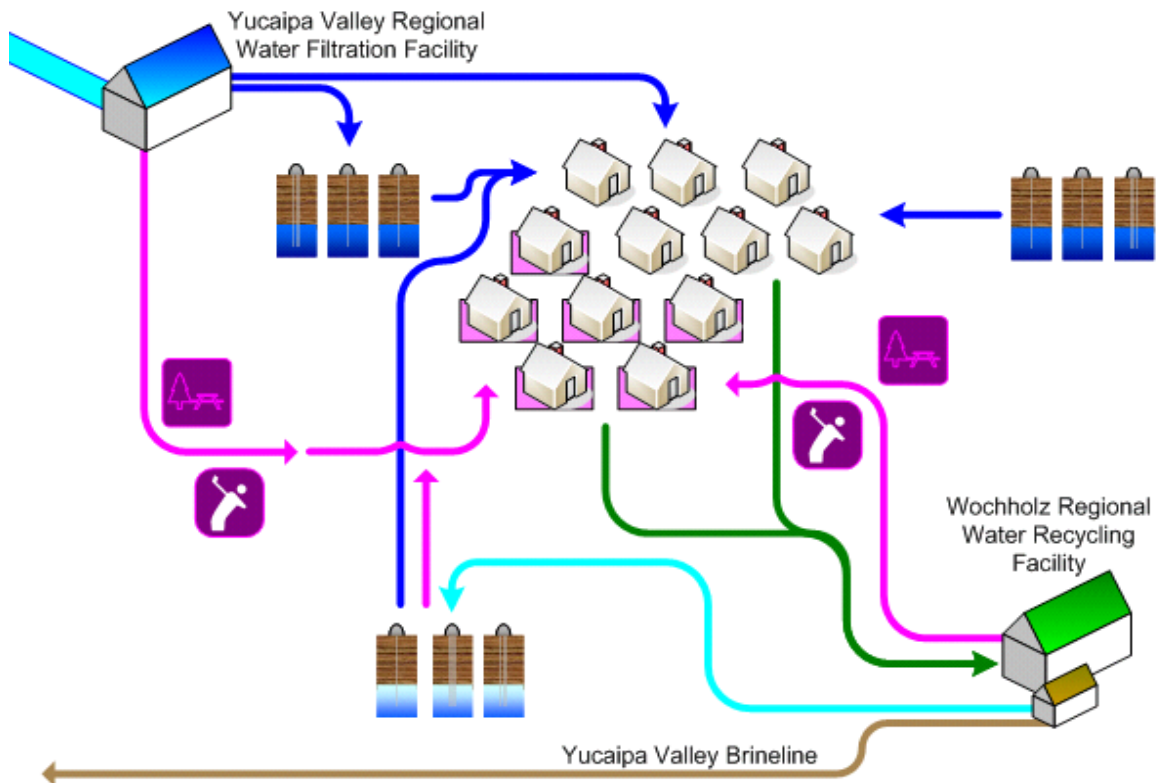
Recycled Water: 22 miles of recycled water pipelines
5 reservoirs - 12 million gallons of storage
1,200 ac-ft annual recycled demand (0.4 billion gallons)

Brine Disposal: 2.2 million gallon desalination facility at sewer treatment plant
1.108 million gallons of Inland Empire Brine Line capacity
0.295 million gallons of treatment capacity in Orange County

State Water Contractors: San Bernardino Valley Municipal Water District
San Geronimo Pass Water Agency



Sustainability Plan: A Strategic Plan for a Sustainable Future: The Integration and Preservation of Resources, adopted on August 20, 2008.





THE MEASUREMENT OF WATER PURITY

One part per hundred is generally represented by the percent (%).
This is equivalent to about fifteen minutes out of one day.

One part per thousand denotes one part per 1000 parts.
This is equivalent to about one and a half minutes out of one day.

One part per million (ppm) denotes one part per 1,000,000 parts.
This is equivalent to about 32 seconds out of a year.

One part per billion (ppb) denotes one part per 1,000,000,000 parts.
This is equivalent to about three seconds out of a century.

One part per trillion (ppt) denotes one part per 1,000,000,000,000 parts.
This is equivalent to about three seconds out of every hundred thousand years.

One part per quadrillion (ppq) denotes one part per 1,000,000,000,000,000 parts.
This is equivalent to about two and a half minutes out of the age of the Earth (4.5 billion years).





GLOSSARY OF COMMONLY USED TERMS

Every profession has specialized terms which generally evolve to facilitate communication between individuals. The routine use of these terms tends to exclude those who are unfamiliar with the particular specialized language of the group. Sometimes jargon can create communication cause difficulties where professionals in related fields use different terms for the same phenomena.

Below are commonly used water terms and abbreviations with commonly used definitions. If there is any discrepancy in definitions, the District's Regulations Governing Water Service is the final and binding definition.

Acre Foot of Water - The volume of water (325,850 gallons, or 43,560 cubic feet) that would cover an area of one acre to a depth of 1 foot.

Activated Sludge Process – A secondary biological sewer treatment process where bacteria reproduce at a high rate with the introduction of excess air or oxygen, and consume dissolved nutrients in the wastewater.

Annual Water Quality Report - The document is prepared annually and provides information on water quality, constituents in the water, compliance with drinking water standards and educational material on tap water. It is also referred to as a Consumer Confidence Report (CCR).

Aquifer - The natural underground area with layers of porous, water-bearing materials (sand, gravel) capable of yielding a supply of water; see Groundwater basin.

Backflow - The reversal of water's normal direction of flow. When water passes through a water meter into a home or business it should not reverse flow back into the water mainline.

Best Management Practices (BMPs) - Methods or techniques found to be the most effective and practical means in achieving an objective. Often used in the context of water conservation.

Biochemical Oxygen Demand (BOD) – The amount of oxygen used when organic matter undergoes decomposition by microorganisms. Testing for BOD is done to assess the amount of organic matter in water.

Biosolids – Biosolids are nutrient rich organic and highly treated solid materials produced by the sewer treatment process. This high-quality product can be used as a soil amendment on farm land or further processed as an earth-like product for commercial and home gardens to improve and maintain fertile soil and stimulate plant growth.

Catch Basin – A chamber usually built at the curb line of a street, which conveys surface water for discharge into a storm sewer.

Capital Improvement Program (CIP) – Projects for repair, rehabilitation, and replacement of assets. Also includes treatment improvements, additional capacity, and projects for the support facilities.

Collector Sewer – The first element of a wastewater collection system used to collect and carry wastewater from one or more building sewer laterals to a main sewer.

Coliform Bacteria – A group of bacteria found in the intestines of humans and other animals, but also occasionally found elsewhere and is generally used as an indicator of sewage pollution.

Combined Sewer Overflow – The portion of flow from a combined sewer system, which discharges into a water body from an outfall located upstream of a wastewater treatment plant, usually during wet weather conditions.

Combined Sewer System– Generally older sewer systems designed to convey both sewage and storm water into one pipe to a wastewater treatment plant.

Conjunctive Use - The coordinated management of surface water and groundwater supplies to maximize the yield of the overall water resource. Active conjunctive use uses artificial recharge, where surface water is intentionally percolated or injected into aquifers for later use. Passive conjunctive use is to simply rely on surface water in wet years and use groundwater in dry years.

Consumer Confidence Report (CCR) - see Annual Water Quality Report.

Cross-Connection - The actual or potential connection between a potable water supply and a non-potable source, where it is possible for a contaminant to enter the drinking water supply.

Disinfection By-Products (DBPs) - The category of compounds formed when disinfectants in water systems react with natural organic matter present in the source water supplies. Different disinfectants produce different types or amounts of disinfection byproducts. Disinfection byproducts for which regulations have been established have been identified in drinking water, including trihalomethanes, haloacetic acids, bromate, and chlorite

Drought - a period of below average rainfall causing water supply shortages.

Dry Weather Flow – Flow in a sanitary sewer during periods of dry weather in which the sanitary sewer is under minimum influence of inflow and infiltration.

Fire Flow - The ability to have a sufficient quantity of water available to the distribution system to be delivered through fire hydrants or private fire sprinkler systems.

Gallons per Capita per Day (GPCD) - A measurement of the average number of gallons of water use by the number of people served each day in a water system. The calculation is made by dividing the total gallons of water used each day by the total number of people using the water system.

Groundwater Basin - An underground body of water or aquifer defined by physical boundaries.

Groundwater Recharge - The process of placing water in an aquifer. Can be a naturally occurring process or artificially enhanced.

Hard Water - Water having a high concentration of minerals, typically calcium and magnesium ions.

Hydrologic Cycle - The process of evaporation of water into the air and its return to earth in the form of precipitation (rain or snow). This process also includes transpiration from plants, percolation into the ground, groundwater movement, and runoff into rivers, streams and the ocean; see Water cycle.

Infiltration – Water other than sewage that enters a sewer system and/or building laterals from the ground through defective pipes, pipe joints, connections, or manholes. Infiltration does not include inflow. See *Inflow*.

Inflow - Water other than sewage that enters a sewer system and building sewer from sources such as roof vents, yard drains, area drains, foundation drains, drains from springs and swampy areas, manhole covers, cross connections between storm drains and sanitary sewers, catch basins, cooling towers, storm waters, surface runoff, street wash waters, or drainage. Inflow does not include infiltration. See *Infiltration*.

Inflow / Infiltration (I/I) – The total quantity of water from both inflow and infiltration.

Mains, Distribution - A network of pipelines that delivers water (drinking water or recycled water) from transmission mains to residential and commercial properties, usually pipe diameters of 4" to 16".

Mains, Transmission - A system of pipelines that deliver water (drinking water or recycled water) from a source of supply the distribution mains, usually pipe diameters of greater than 16".

Meter - A device capable of measuring, in either gallons or cubic feet, a quantity of water delivered by the District to a service connection.

Overdraft - The pumping of water from a groundwater basin or aquifer in excess of the supply flowing into the basin. This pumping results in a depletion of the groundwater in the basin which has a net effect of lowering the levels of water in the aquifer.

Peak Flow – The maximum flow that occurs over a specific length of time (e.g., daily, hourly, instantaneously).

Pipeline - Connected piping that carries water, oil or other liquids. See Mains, Distribution and Mains, Transmission.

Point of Responsibility, Metered Service - The connection point at the outlet side of a water meter where a landowner's responsibility for all conditions, maintenance, repairs, use and replacement of water service facilities begins, and the District's responsibility ends.

Potable Water - Water that is used for human consumption and regulated by the California Department of Public Health.

Pressure Reducing Valve - A device used to reduce the pressure in a domestic water system when the water pressure exceeds desirable levels.

Pump Station - A drinking water or recycled water facility where pumps are used to push water up to a higher elevation or different location.

Reservoir - A water storage facility where water is stored to be used at a later time for peak demands or emergencies such as fire suppression. Drinking water and recycled water systems will typically use concrete or steel reservoirs. The State Water Project system considers lakes, such as Shasta Lake and Folsom Lake to be water storage reservoirs.

Runoff - Water that travels downward over the earth's surface due to the force of gravity. It includes water running in streams as well as over land.

Sanitary Sewer System - Sewer collection system designed to carry sewage, consisting of domestic, commercial, and industrial wastewater. This type of system is not designed nor intended to carry water from rainfall, snowmelt, or groundwater sources. See *Combined Sewer System*.

Sanitary Sewer Overflow – Overflow from a sanitary sewer system caused when total wastewater flow exceeds the capacity of the system. See *Combined Sewer Overflow*.

Santa Ana River Interceptor (SARI) Line – A regional brine line designed to convey 30 million gallons per day of non-reclaimable wastewater from the upper Santa Ana River basin to the sewer treatment plant operated by Orange County Sanitation District.

Secondary Treatment – Biological sewer treatment, particularly the activated-sludge process, where bacteria and other microorganisms consume dissolved nutrients in wastewater.

Supervisory Control and Data Acquisition (SCADA) - A computerized system which provides the ability to remotely monitor and control water system facilities such as reservoirs, pumps and other elements of water delivery.

Service Connection - The water piping system connecting a customer's system with a District water main beginning at the outlet side of the point of responsibility, including all plumbing and equipment located on a parcel required for the District's provision of water service to that parcel.

Sludge – Untreated solid material created by the treatment of sewage.

Smart Irrigation Controller - A device that automatically adjusts the time and frequency which water is applied to landscaping based on real-time weather such as rainfall, wind, temperature and humidity.

Special District - A political subdivision of a state established to provide a public services, such as water supply or sanitation, within a specific geographic area.

Surface Water - Water found in lakes, streams, rivers, oceans or reservoirs behind dams.

Total Suspended Solids (TSS) – The amount of solids floating and in suspension in water or sewage.

Transpiration - The process by which water vapor is released into the atmosphere by living plants.

Trickling Filter – A biological secondary treatment process in which bacteria and other microorganisms, growing as slime on the surface of rocks or plastic media, consume nutrients in primary treated sewage as it trickles over them.

Underground Service Alert (USA) - A free service that notifies utilities such as water, telephone, cable and sewer companies of pending excavations within the area (dial 8-1-1 at least 2 working days before you dig).

Urban Runoff - Water from city streets and domestic properties that typically carries pollutants into the storm drains, rivers, lakes, and oceans.

Valve - A device that regulates, directs or controls the flow of water by opening, closing or partially obstructing various passageways.

Wastewater – Any water that enters the sanitary sewer.

Water Banking - The practice of actively storing or exchanging in-lieu surface water supplies in available groundwater basin storage space for later extraction and use by the storing party or for sale or exchange to a third party. Water may be banked as an independent operation or as part of a conjunctive use program.

Water cycle - The continuous movement water from the earth's surface to the atmosphere and back again; see Hydrologic cycle.

Water Pressure - Pressure created by the weight and elevation of water and/or generated by pumps that deliver water to the tap.

Water Service Line - The pipeline that delivers potable water to a residence or business from the District's water system. Typically the water service line is a 1" to 1½" diameter pipe for residential properties.

Watershed - A region or land area that contributes to the drainage or catchment area above a specific point on a stream or river.

Water Table - The upper surface of the zone of saturation of groundwater in an unconfined aquifer.

Water Transfer - A transaction, in which a holder of a water right or entitlement voluntarily sells/exchanges to a willing buyer the right to use all or a portion of the water under that water right or entitlement.

Water Well - A hole drilled into the ground to tap an underground water aquifer.

Wetlands - Lands which are fully saturated or under water at least part of the year, like seasonal vernal pools or swamps.

Wet Weather Flow – Dry weather flow combined with stormwater introduced into a combined sewer system, and dry weather flow combined with infiltration/inflow into a separate sewer system.





COMMONLY USED ABBREVIATIONS

AQMD	Air Quality Management District
BOD	Biochemical Oxygen Demand
CARB	California Air Resources Board
CCTV	Closed Circuit Television
CWA	Clean Water Act
EIR	Environmental Impact Report
EPA	U.S. Environmental Protection Agency
FOG	Fats, Oils, and Grease
GPD	Gallons per day
MGD	Million gallons per day
O & M	Operations and Maintenance
OSHA	Occupational Safety and Health Administration
POTW	Publicly Owned Treatment Works
PPM	Parts per million
RWQCB	Regional Water Quality Control Board
SARI	Santa Ana River Inceptor
SAWPA	Santa Ana Watershed Project Authority
SBVMWD	San Bernardino Valley Municipal Water District
SCADA	Supervisory Control and Data Acquisition system
SSMP	Sanitary Sewer Management Plan
SSO	Sanitary Sewer Overflow
SWRCB	State Water Resources Control Board
TDS	Total Dissolved Solids
TMDL	Total Maximum Daily Load
TSS	Total Suspended Solids
WDR	Waste Discharge Requirements
YVWD	Yucaipa Valley Water District