



Yucaipa Valley Water District

12770 Second Street, Yucaipa, California 92399 Phone: (909) 797-5117

Notice and Agenda of a Regular Meeting of the Board of Directors

Tuesday, April 18, 2017 at 6:00 p.m.

- I. CALL TO ORDER** - Pledge of Allegiance
- II. ROLL CALL**
- III. PUBLIC COMMENTS** - At this time, members of the public may address the Board of Directors on matters within its jurisdiction. To provide comments on specific agenda items, please complete a speaker's request form and provide the completed form to the Board Secretary prior to the board meeting.
- IV. CONSENT CALENDAR** - All consent calendar matters are routine and will be acted upon in one motion. There will be no discussion of these items unless board members, administrative staff, or members of the public request specific items to be discussed and/or removed prior to the vote for approval.
 - A. Minutes of Meetings
 - 1. Regular Board Meeting - April 4, 2017
 - 2. Board Workshop - April 11, 2017
 - B. Payment of Bills
 - 1. Approve/ratify Invoices for Board Awarded Contracts
 - 2. Ratify General Expenses for March 2017
- V. STAFF REPORT**
- VI. DISCUSSION ITEMS**
 - A. Recognition of Brent Anton on the Occasion of his Retirement from the Yucaipa Valley Water District [[Director Memorandum No. 17-033 - Page 19 of 69](#)]
RECOMMENDED ACTION: That the Board adopts Resolution No. 2017-10.
 - B. Presentation of the Unaudited Financial Report for the Period Ending on March 31, 2017 [[Director Memorandum No. 17-034 - Page 21 of 69](#)]
RECOMMENDED ACTION: That the Board receives and files the unaudited financial report.

Any person who requires accommodation to participate in this meeting should contact the District office at (909) 797-5117, at least 48 hours prior to the meeting to request a disability-related modification or accommodation.

Materials that are provided to the Board of Directors after the meeting packet is compiled and distributed will be made available for public review during normal business hours at the District office located at 12770 Second Street, Yucaipa. Meeting materials are also available on the District's website at www.yvwd.dst.ca.us

- C. Authorization to Provide a Preliminary Project Service Evaluation for a Proposed Development on Assessor's Parcel Number 407-230-016 and 407-230-017 Related to Sewer Service and Annexation to the Yucaipa Valley Water District [[Director Memorandum No. 17-035 - Page 51 of 69](#)]

RECOMMENDED ACTION: That the Board authorizes the General Manager to prepare and provide a Preliminary Project Service Evaluation letter to the Property Owner / Applicant.

- D. Consideration of Bear Valley Mutual Water Company Stock Rental Commitments for the 2017 Irrigation Season [[Director Memorandum No. 17-036 - Page 54 of 69](#)]

RECOMMENDED ACTION: That the Board approves the rental of Bear Valley Mutual Water Company stock for the 2017 Irrigation Season to Camp Morning Star and Larry Jacinto.

- E. Authorization to Execute a Contract with Nippon Life Benefits for Employee Life Insurance [[Director Memorandum No. 17-037 - Page 55 of 69](#)]

RECOMMENDED ACTION: That the Board authorizes the General Manager to execute a contract with Nippon Life Benefits and eliminate the payroll deduction of \$1.85 per employee.

VII. BOARD REPORTS & DIRECTOR COMMENTS

VIII. ANNOUNCEMENTS

- A. April 25, 2017 at 4:00 p.m. - Board Workshop
B. May 2, 2017 at 6:00 p.m. - Regular Board Meeting
C. May 9, 2017 at 4:00 p.m. - Board Workshop
D. May 16, 2017 at 6:00 p.m. - Regular Board Meeting
E. May 30, 2017 at 4:00 p.m. - Board Workshop
F. June 6, 2017 at 6:00 p.m. - Regular Board Meeting
G. June 13, 2017 at 4:00 p.m. - Board Workshop
H. June 20, 2017 at 6:00 p.m. - Regular Board Meeting
I. June 27, 2017 at 4:00 p.m. - Board Workshop
J. **July 4, 2017 at 6:00 p.m. - Regular Board Meeting - Cancelled Meeting**
K. July 11, 2017 at 4:00 p.m. - Board Workshop

IX. ADJOURNMENT

Consent Calendar



Yucaipa Valley Water District

MINUTES OF A REGULAR BOARD MEETING

April 4, 2017 at 6:00 P.M.

Directors Present:

Jay Bogh, President
Bruce Granlund, Vice President
Chris Mann, Director

Staff Present:

Joseph Zoba, General Manager
Jennifer Ares, Water Resource Manager
Mike Kostelecky, Senior Plant Operator
Kathryn Hallberg, Management Analyst
Matthew Porras, Management Analyst

Directors Absent:

Tom Shalhoub, Director
Lonni Granlund, Director

Consulting Staff Present:

David Wysocki, Legal Counsel
John, Dietrich, Legal Counsel

Registered Guests and Others Present:

Linda Shelton, Customer
Leonard Stephenson, San Geronio Pass Water Agency

The regular meeting of the Board of Directors of the Yucaipa Valley Water District was called to order by Director Jay Bogh at 6:00 p.m. at the Administrative Office Building, 12770 Second Street, Yucaipa, California.

CALL TO ORDER

Director Jay Bogh led the pledge of allegiance.

FLAG SALUTE

The roll was called and Director Jay Bogh, Director Bruce Granlund, and Director Chris Mann were present. Director Lonni Granlund and Director Tom Shalhoub were absent.

ROLL CALL

None

PUBLIC COMMENTS

Director Chris Mann moved to approve the consent calendar and Director Bruce Granlund seconded the motion.

CONSENT CALENDAR

A. Minutes of Meetings

1. Regular Board Meeting – March 21, 2017
2. Board Workshop – March 28, 2017

The motion was approved by the following vote:

Director Jay Bogh - Yes
Director Bruce Granlund - Yes
Director Lonni Granlund - Absent
Director Chris Mann - Yes
Director Tom Shalhoub - Absent

General Manager Joseph Zoba requested that agenda item 6.C. (Director Memorandum No. 17-031) be continued to a future meeting.

STAFF REPORT

Director Bruce Granlund moved and Director Chris Mann seconded a motion to continue this agenda item.

The motion was approved by the following vote:

Director Jay Bogh - Yes
Director Bruce Granlund - Yes
Director Lonni Granlund - Absent
Director Chris Mann - Yes
Director Tom Shalhoub - Absent

DISCUSSION ITEMS:

Following a staff presentation by Water Resource Manager Jennifer Ares, Director Bruce Granlund moved and Director Chris Mann seconded a motion to approve the Task Force Budget for a sum not to exceed \$14,019.

The motion was approved by the following vote:

Director Jay Bogh - Yes
Director Bruce Granlund - Yes
Director Lonni Granlund - Absent
Director Chris Mann - Yes
Director Tom Shalhoub - Absent

DM 17-029
APPROVAL OF THE
FISCAL YEAR 2017-
2018 BASIN
MONITORING
PROGRAM TASK
FORCE BUDGET

Following a staff presentation by Water Resource Manager Jennifer Ares, Director Chris Mann moved and Director Bruce Granlund seconded a motion to approve the Maximum Benefit Monitoring Program for a sum not to exceed \$93,900.

The motion was approved by the following vote:

Director Jay Bogh - Yes
Director Bruce Granlund - Yes
Director Lonni Granlund - Absent
Director Chris Mann - Yes
Director Tom Shalhoub - Absent

DM 17-030
APPROVAL OF A
CONTRACT WITH
DUDEK FOR THE 2017
GROUNDWATER AND
SURFACE WATER
MONITORING
RELATED TO THE
YUCAIPA VALLEY
WATER DISTRICT
MAXIMUM BENEFIT
MONITORING
PROGRAM

Following a staff request by General Manager Joseph Zoba, Director Bruce Granlund moved and Director Chris Mann seconded a motion to continue the Public Hearing of the Initial Study / Mitigated Negative Declaration Related to the Wilson Creek Basins Potable Water Recharge Project to a future meeting.

The motion was approved by the following vote:

Director Jay Bogh - Yes
Director Bruce Granlund - Yes
Director Lonni Granlund - Absent
Director Chris Mann - Yes

DM 17-031
PUBLIC HEARING FOR
THE INITIAL STUDY /
MITIGATED NEGATIVE
DECLARATION
RELATED TO THE
WILSON CREEK
BASINS POTABLE
WATER RECHARGE
PROJECT

Director Tom Shalhoub - Absent

Board Reports and Director Comments

BOARD REPORTS & DIRECTOR COMMENTS

Director Jay Bogh discussed the dedication of the pharmaceutical disposal station at the Yucaipa Police Station. This facility will help to reduce the amount of medicine that is dumped into the sewer system.

Director Jay Bogh called attention to the announcements listed on the agenda.

ANNOUNCEMENTS

Director Bruce Granlund, Director Jay Bogh, and Director Chris Mann were present in closed session with Legal Counsel David Wysocki, Legal Counsel John Dietrich, and General Manager Joseph Zoba concerning the following items:

CLOSED SESSION

- B. Conference with Real Property Negotiator(s)
Property: Assessor's Parcel Number(s): 301-201-20, 27 and 28
Agency Negotiator: Joseph Zoba, General Manager
Negotiating Parties: Abraham and Nabil Issa
Under Negotiation: Terms of Payment and Price
- C. Conference with Legal Counsel
Anticipated Litigation—One Potential case Against the District (Government Code, Section 54956.9 (d))
- D. Conference with Labor Negotiator (Government Code 54957.6)
District Negotiator: Joseph Zoba, General Manager
Employee Organization: IBEW Local Union 1436-YVWD Employees Association

The Board Members reconvened out of closed session into open session and Legal Counsel David Wysocki reported that direction was provided to the General Manager, but no reportable action was taken in closed session.

The meeting was adjourned at 7:05 p.m.

ADJOURNMENT

Respectfully submitted,

Joseph B. Zoba, Secretary

(Seal)

MINUTES OF A BOARD WORKSHOP

April 11, 2017 at 4:00 P.M.

Directors Present:

Jay Bogh, President
Bruce Granlund, Vice President
Lonni Granlund, Director
Chris Mann, Director
Tom Shalhoub, Director

Staff Present:

Joseph Zoba, General Manager
John Hull, Public Works Manager
Kevin King, Operations Manager
Ashley Gibson, Water Resource Supervisor
Matthew Porras, Management Analyst
Kathryn Hallberg, Management Analyst
Jennifer Ares, Water Resource Manager
Mike Kostelecky, Operations Manager
Jeremy Costello, Engineering Technician II
Chelsie Fogus, Engineering Technician I

Directors Absent:

None

Consulting Staff Present:

David Wysocki, Legal Counsel

Guests and Others Present:

Leslie Halbert, Customer
Dini Martz, Customer
Linda Shelton, Customer
Cathy Raybould, Customer
Leonard Stephenson, San Geronio Pass Water Agency
Craig Heaps, Developer

- I. Call to Order - 4:00 p.m.
- II. Public Comments - None.
- III. Staff Report - General Manager Joseph Zoba discussed the following topics:
 - The Yucaipa Valley Water District will be pursuing the replacement UV bulbs and sleeves at the Wochholz Regional Water Recycling Facility
 - The Governor has rescinded the drought declaration, but monthly water reporting is still required by public agencies.
- IV. Presentations
 - A. Overview of the Formation of Groundwater Sustainability Agencies for the Yucaipa Basin and the San Timoteo Basin [Workshop Memorandum No. 17-042] - Water Resource Manager Jennifer Ares provided an overview of the current status of the Sustainable Groundwater Management Act for the Yucaipa Basin and the San Timoteo Basin.
- V. Capital Improvement Project Updates
 - A. Status Report on the Construction of an 8-inch and 30-inch Water Pipelines in Acacia Avenue and First Street [Workshop Memorandum No. 17-043] - Management Analyst Matthew Porras provided an overview of the construction activity for this project.

- B. Status Report on the Construction of the Site Improvements for the Recycled Water Booster Station 12.4.0 in Calimesa [Workshop Memorandum No. 17-044] - Management Analyst Kathryn Hallberg provided an overview of the site improvements for RWB - 12.40 Recycled Water Booster Station.
- VI. Development Related Issues
- A. Discussion Regarding the Provision of Sewer Service and an Annexation to the Yucaipa Valley Water District for a Proposed Development on Assessor's Parcel Number 407-230-016 and 407-230-017 [Workshop Memorandum No. 17-045] - General Manager Joseph Zoba provided an overview of the proposed project and annexation to the District for service.
 - B. Discussion Regarding the Transfer of Previously Paid Drinking Water Capacity Fees from Assessor Parcel Number 0302-263-08 to Assessor Parcel Number 0302-263-18, Yucaipa [Workshop Memorandum No. 17-046] - General Manager provided an overview of this project with input from the property owner Mr. Leslie Halbert.
- VII. Administrative Items
- A. Overview of the Unaudited Financial Report for the Period Ending on March 31, 2017 [Workshop Memorandum No. 17-047] - General Manager Joseph Zoba provided an overview of the unaudited financial report.
 - B. Life Stream Blood Drive Event at Yucaipa Valley Regional Water Filtration Facility [Workshop Memorandum No. 17-048] - Management Analyst Kathryn Hallberg provided information about a blood drive at the Yucaipa Valley Regional Water Filtration Facility.
 - C. Rental of Bear Valley Mutual Water Company Stock Shares for the 2017 Irrigation Season [Workshop Memorandum No. 17-049] - General Manager Joseph Zoba provided an overview of proposed rental requests for the 2017 irrigation year.
 - D. Overview of Life Insurance Policies for District Employees [Workshop Memorandum No. 17-050] - General Manager Joseph Zoba discussed the conceptual changes and reduced cost for life insurance.
- VIII. Director Comments
- A. None.
- IX. Adjournment - The meeting was adjourned at 4:55 p.m.

Respectfully submitted,

Joseph B. Zoba, Secretary

Board Awarded Contracts
Consent Calendar Board Meeting - April 18, 2017

District Awarded Contracts	Director Memorandum	Job or GL #	Job Cost Breakdown	Awarded Contract Amount	Prior Payments to Date	Pending Invoice Amount	Total Contract Payments	Remaining Contract Amount	Percent Remaining	Encumbered Funds - Remaining Contract Amount				
										General Operating Expenses	Water Division Funds	Sewer Division Funds	Recycled Division Funds	Other Funds
Law Office of David L. Wysocki - FY 2017 Legal Services (Operating)	--	*-5-06-54107	--	--	\$31,875	\$4,425	\$36,300							
Borden Excavating (W-Reserves) 30-Inch Potable Water Conveyance -Phase III	17-008	02-21758	--	\$618,577	\$0	\$0	\$0	\$618,577	100%		\$618,577			
Borden Excavating (W-Infras Repl Res) Pipeline Replacement -Date,Dodd,Panorama,Lennox,Verona,Calvin & Vista	17-032	02-17850	--	\$1,040,222	\$0	\$0	\$0	\$1,040,222	100%		\$1,040,222			
CV Strategies (W-Operating) Water Conservation Messaging	16-091	02-5-06-54099	--	\$15,000	\$10,592	\$1,338	\$11,930	\$3,070	20%	\$3,070				
DDB Engineering (R-Reserves) Application to DDW for the Recharge at Wilson Creek Basins	15-086	04-19771	--	\$35,900	\$24,655	\$0	\$24,655	\$11,245	31%				\$11,245	
Delta Partners \$90,000 per year-LegislativeConsult (exp 12/18) W/S Oper	13-079	*-5-06-54109	--	\$90,000	\$15,000	\$7,500	\$22,500	\$67,500	75%	\$67,500				
Dudek (R-Operating) Install Groundwater Observation Wells near San Timoteo Creek	15-098	04-5-06-57030	--	\$62,328	\$29,943	\$0	\$29,943	\$32,385	52%	\$32,385				
Dudek (S-Operating) 2017-Max Benefit Monitoring for San Timoteo/Yucaipa Mgmt Zones	03-5-06-54109	\$93,900	--	\$93,900	\$21,700	\$0	\$21,700	\$72,200	77%	\$72,200				
Fred M. Boerner Motor Co. (W/S Reserves) Purchase of 2017 International Workstar cab and chassis	16-085	**-10310	--	\$167,497	\$0	\$0	\$0	\$167,497	100%	\$167,497				
Fred M. Boerner Motor Co. (W/S Reserves) Purchase of 2017 International DuraStar cab and chassis	16-086	**-10310	--	\$92,836	\$0	\$0	\$0	\$92,836	100%	\$92,836				
Geoscience (R-Operating) Preparation of a groundwater model for the Gateway Basin CO #1 - preparation of groundwater model	14-070 15-010	04-5-06-54109	\$35,320 \$16,390	\$51,710	\$49,284	\$0	\$49,284	\$2,426	5%	\$2,426				
Geoscience (W-Operating) Calculation of Water Budgets for Validation of Annual Change in Storage	16-058	02-5-06-54109		\$130,236	\$95,690	\$0	\$95,690	\$34,546	27%	\$34,546				
Geoscience (W-Operating) Exp of the Yucaipa Watershed & Yucaipa Groundwater Basin Model	16-110	02-5-06-54109		\$41,770	\$0	\$0	\$0	\$41,770	100%	\$41,770				
Harper & Associates (W-Operating) Engineering, Project Mgmt & Inspection Svcs for coating repairs YVRWFF	15-062	02-5-01-57040	\$16,615	\$16,615	\$13,990	\$0	\$13,990	\$2,625	16%	\$2,625				
Krieger & Stewart Initiate Design of R-12.4 (W-Reserves) TO#4 Revised TO#4, Amendment #2 TO#5- Construction Mgmt Services TO#5, Amendment #1 - Construction Mgmt Services	04-164 05-075 14-014 14-092 16-069	65-295	\$74,900 \$600 \$45,000 \$482,500 \$102,600	\$585,100	\$546,433	\$950	\$547,383	\$37,717	6%		\$37,717			
TO#5, Design R-13.4 and H-2 Reservoirs for JP Ranch 60% R-13.4 and 40% H-2 (Developer Funds)	05-083 05-083	65-180 65-179	\$47,400 \$31,600	\$79,000	\$50,471	\$0	\$50,471	\$28,529	36%					\$28,529
LinkoCTS (EC-Operating) Pretreatment Software	16-061	03-5-07-54111		\$36,105	\$28,185	\$0	\$28,185	\$7,920	22%	\$7,920				
One Stop Landscape Supply FY 2017 Sludge Hauling\Reuse (Oper)	--	03-5-02-57031	--	--	\$171,031	\$19,213	\$190,244							
Platinum Advisors (W/S Operating) FY 2017 Lobbyist N-T-E per month FY 2017 Quarterly Filing & Misc. Expenses	13-080	*-5-06-54109 02-5-06-54109	-- --	-- --	\$40,000 \$375	\$5,000 \$0	\$45,000 \$375							

Board Awarded Contracts
Consent Calendar Board Meeting - April 18, 2017

										Encumbered Funds - Remaining Contract Amount				
District Awarded Contracts	Director Memorandum	Job or GL #	Job Cost Breakdown	Awarded Contract Amount	Prior Payments to Date	Pending Invoice Amount	Total Contract Payments	Remaining Contract Amount	Percent Remaining	General Operating Expenses	Water Division Funds	Sewer Division Funds	Recycled Division Funds	Other Funds
RMC Water & Environment														
TO#26, SRF Mgmt Svcs-Calimesa Regional Recycled Pipeline (R-FCC)	14-023	04-5-06-54109		\$95,692	\$60,116	\$0	\$60,116	\$35,576	37%				\$35,576	
Application to DDW for the Recharge at Wilson Creek Basins (R-Resvs)	15-086	04-19771	- -	\$172,633	\$135,723	\$8,943	\$144,666	\$27,967	16%				\$27,967	
San Bernardino Valley Water District (W-Operating) iEfficient Wwater Conservation Campaign	16-092	02-5-06-54099	- -	\$16,195	\$0	\$16,194	\$16,194	\$1	0%	\$1				
Separation Processes, Inc. (W-Reserves)		55-19200												
Design & Construction Supports Servs for NF SCRAM	15-047	02-14500		\$191,820	\$69,928	\$6,131	\$76,059	\$115,761	60%		\$115,761			
Application to DDW for the Recharge at Wilson Creek Basins (R-Resrvs)	15-086	04-19771	- -	\$42,860	\$23,291	\$1,030	\$24,321	\$18,539	43%				\$18,539	
TSR Construction (R-Reserves) Site Improvements at RWB-12.4	17-019	04-18508	- -	\$293,900	\$0	\$0	\$0	\$293,900	100%				\$293,900	
Vavrinek, Trine, Day & Company (VTD) (Operating)														
FY 2016 Auditing Services \$23,900 + \$3,500 for Single Audit	15-106	*-5-06-54108		\$23,900	\$23,900	\$0	\$23,900	\$0	0%	\$0				
FY 2017 Auditing Services \$23,900 + \$3,500 for Single Audit	15-106	*-5-06-54108												
FY 2018 Auditing Services \$23,900 + \$3,500 for Single Audit	15-106	*-5-06-54108												
FY 2019 Auditing Services \$23,900 + \$3,500 for Single Audit	15-106	*-5-06-54108												
Villalobos and Associates (W-Operating) Permitting of Recharge Oper at the Wilson Creek Spreading Basins	16-064	02-5-06-54109	- -	\$72,200	\$17,860	\$0	\$17,860	\$54,340	75%	\$54,340				
GRAND TOTALS				\$4,059,285	\$1,507,672	\$70,723	\$1,578,395	\$2,807,149	- -	\$579,115	\$1,812,277	\$0	\$387,228	\$28,529
										\$579,115		\$2,199,505		\$28,529

Approval of General Expenses March 2017 (Check Register Attached)

Check Register - March 2017

<u>Check Date</u>	<u>Check Number</u>	<u>Name</u>	<u>Check Amount</u>
03/01/2017	28271	CWEA-TCP (OAKPORT ST.)	332.00
03/01/2017	28272	ADS, LLC	3,951.00
03/01/2017	28273	Ameripride Uniform Services	553.61
03/01/2017	28274	Association of Environmental P	250.00
03/01/2017	28275	Bear Valley Mutual Water Compa	2,646.00
03/01/2017	28276	Constant Contact Inc.	1,050.00
03/01/2017	28277	Eco Pro Environmental Services	404.00
03/01/2017	28278	Fedex	25.72
03/01/2017	28279	Frontier Communications	146.86
03/01/2017	28280	Incode Division-Tyler Technolo	2,695.18
03/01/2017	28281	InfoSend, Inc.	4,834.74
03/01/2017	28282	Leroy's Landscape Services	2,955.00
03/01/2017	28283	NetComp Technologies, Inc.	1,968.27
03/01/2017	28284	Pro-Pipe & Supply, Inc.	204.15
03/01/2017	28285	SCCI, Inc.	350.00
03/01/2017	28286	SCE Rosemead	171,188.19
03/01/2017	28287	U.S. Telepacific Corp	2,395.71
03/01/2017	28288	Luke's Transmission Inc.	2,088.96
03/01/2017	28289	Anthony Joseph Sobral	59.26
03/01/2017	28290	Brenntag Pacific, Inc	7,248.58
03/01/2017	28291	Cemex Inc. USA	1,184.85
03/01/2017	28292	Clinical Laboratory of San Ber	12,105.00
03/01/2017	28293	DC Frost Associates, Inc.	44,117.00
03/01/2017	28294	Evoqua Water Technologies LLC	3,024.63
03/01/2017	28295	Eric Ewalt	7,438.00
03/01/2017	28296	Hasa, Inc.	7,191.81
03/01/2017	28297	Jerry Herbert Roofing Inc.	925.00
03/01/2017	28298	Home Depot U.S.A. Inc	58.12
03/01/2017	28299	Industrial Safety Supply Corp	113.36
03/01/2017	28300	Inland Water Works Supply Co.	2,542.06
03/01/2017	28301	JB Paving & Engineering, Inc.	1,798.00
03/01/2017	28302	Kevin E. French	312.00
03/01/2017	28303	MBC Applied Environmental Scie	1,300.00
03/01/2017	28304	McMaster-Carr Supply Co.	31.06
03/01/2017	28305	Nuckles Oil Company, Inc.	2,234.33
03/01/2017	28306	Nagem, Inc.	1,104.63
03/01/2017	28307	NCL Of Wisconsin Inc	1,248.65
03/01/2017	28308	Polydyne Inc.	5,699.98
03/01/2017	28309	JR Simplot Company	452.55
03/01/2017	28310	Steven Enterprises, Inc	1,022.29
03/01/2017	28311	Sunset Electrical Contractors	8,657.85
03/01/2017	28312	Sunshine Growers Nursery	14.22
03/01/2017	28313	Uline, Inc.	7,094.16
03/01/2017	28314	Utility Services Associates LL	12,891.00
03/03/2017	28315	PAYROLL CHECK	2,028.99
03/03/2017	28316	WageWorks, Inc.	1,269.08
03/03/2017	28317	Public Employees' Retirement S	23,767.30
03/03/2017	28318	IBEW Local 1436	476.00
03/03/2017	28319	California State Disbursement	115.38
03/03/2017	28320	California State Disbursement	476.30
03/03/2017	28321	Department of the Treasury - I	125.00
03/03/2017	28322	Vehicle Registration Collectio	190.00
03/03/2017	28323	Cobb's Printing, LLC	59.26
03/03/2017	28324	Kevin Lee	12.48
03/03/2017	28325	YVWD-Petty Cash	252.67
03/03/2017	28326	Tom Shalhoub	57.20
03/03/2017	28327	Standard Insurance Company	2,991.88
03/03/2017	28328	Thaxton Van Belle	82.70
03/03/2017	28329	Anthem Blue Cross L and H	394.70

Check Register - March 2017

<u>Check Date</u>	<u>Check Number</u>	<u>Name</u>	<u>Check Amount</u>
03/03/2017	28330	Standard Insurance Company	3,307.37
03/03/2017	28331	Standard Insurance Vision Plan	611.84
03/03/2017	28332	MetLife Small Business Center	502.33
03/03/2017	28333	Matthew Porras	54.00
03/06/2017	28334	State Water Resources Control	170.00
03/06/2017	28335	Yucaipa Disposal, Inc.	1,444.71
03/06/2017	28336	Ameripride Uniform Services	560.40
03/06/2017	28337	Best Home Center	6.36
03/06/2017	28338	Central Communications	695.97
03/06/2017	28339	Corelogic, Inc.	330.00
03/06/2017	28340	Coverall North America, Inc.	1,021.00
03/06/2017	28341	Crown Ace Hardware - Yucaipa	644.30
03/06/2017	28342	First American Data Tree, LLC	50.00
03/06/2017	28343	VP Imaging, Inc.	16,300.00
03/06/2017	28344	Frontier Communications	143.77
03/06/2017	28345	House Of Quality, Parts Plus	1,454.13
03/06/2017	28346	InfoSend, Inc.	3,592.82
03/06/2017	28347	Raiset R. Santana and Adriana	55.25
03/06/2017	28348	Konica Minolta Business Soluti	578.02
03/06/2017	28349	Krieger & Stewart	18,464.85
03/06/2017	28350	NetComp Technologies, Inc.	1,822.48
03/06/2017	28351	Pro-Pipe & Supply, Inc.	41.35
03/06/2017	28352	Q Versa, LLC	540.00
03/06/2017	28353	San Bdno. Valley Muni. Water D	83,386.14
03/06/2017	28354	Southern CA Emergency Medicine	300.00
03/06/2017	28355	South Mesa Water Company	25.00
03/06/2017	28356	Spectrum Business	3,668.00
03/06/2017	28357	The Gas Company	2,759.85
03/06/2017	28358	Underground Service Alert Of S	141.00
03/06/2017	28359	Western Municipal Water Distri	2,350.00
03/06/2017	28360	Yucaipa Disposal, Inc.	1,413.00
03/06/2017	28361	All American Sewer Tools	1,676.16
03/06/2017	28362	John F. Simister	85.00
03/06/2017	28363	BofA Credit Card	3,080.99
03/06/2017	28364	Backflow Apparatus & Valve Co.	174.12
03/06/2017	28365	Brithinee Electric	10,844.68
03/06/2017	28366	Cal's Towing	50.00
03/06/2017	28367	Cemex Inc. USA	2,165.31
03/06/2017	28368	Center Electric Services, Inc.	533.67
03/06/2017	28369	CHJ Consultants	4,800.00
03/06/2017	28370	Griswold Industries	1,485.26
03/06/2017	28371	Daily Journal Corporation	739.20
03/06/2017	28372	Dinosaur Tire Inc.	831.62
03/06/2017	28373	Fastenal Company	1,947.96
03/06/2017	28374	Home Depot U.S.A. Inc	223.05
03/06/2017	28375	Industrial Safety Supply Corp	493.50
03/06/2017	28376	Inland Water Works Supply Co.	713.53
03/06/2017	28377	Johnson Power Systems	829.58
03/06/2017	28378	Lowe's Companies, Inc.	3,016.78
03/06/2017	28379	Nuckles Oil Company, Inc.	1,446.87
03/06/2017	28380	BlueTarp Financial, Inc.	1,185.43
03/06/2017	28381	Office Solutions Business Prod	331.62
03/06/2017	28382	Freedom Communications Holding	727.20
03/06/2017	28383	SB CNTY-Fire Protection Distri	386.40
03/06/2017	28384	Uline, Inc.	5,346.21
03/06/2017	28385	UPS Store#1504/ Mail Boxes Etc	40.77
03/06/2017	28386	Calmat Company	2,281.07
03/13/2017	28387	TORRES, MARC	169.72
03/13/2017	28388	LEAL, MARIA & FELIPE	104.12

Check Register - March 2017

<u>Check Date</u>	<u>Check Number</u>	<u>Name</u>	<u>Check Amount</u>
03/13/2017	28389	TAGARO, IVORY & NEPT	71.72
03/13/2017	28390	BURR, MICHELLE	181.13
03/13/2017	28391	WILLIAM LYON HOLMES	73.60
03/13/2017	28392	WILLIAM LYON HOMES	73.60
03/13/2017	28393	BACZKOWSKI, JAROSLAW	16.21
03/13/2017	28394	DELAWDER, MICHELLE	77.38
03/13/2017	28395	D'AMORE, JAMES	103.81
03/13/2017	28396	COLINS, VARIN & ALEX	123.51
03/13/2017	28397	ALLBRITTON, ROBYN	242.51
03/13/2017	28398	RAYGOZA, JOSHUA	284.26
03/13/2017	28399	Ralph C. Casas	89.70
03/13/2017	28400	Ameripride Uniform Services	553.44
03/13/2017	28401	Steve Hines No.1, LLC	36,472.33
03/13/2017	28402	Ed Filijan Photography	310.89
03/13/2017	28403	Geoscience Support Services, I	6,342.00
03/13/2017	28404	Pro-Pipe & Supply, Inc.	164.50
03/13/2017	28405	San Gorgonio Pass Water Agency	11,300.13
03/13/2017	28406	San Bdn. Valley Muni. Water D	836,200.00
03/13/2017	28407	Separation Processes, Inc.	2,876.93
03/13/2017	28408	Association of San Bernardino	128.00
03/13/2017	28409	Tattletale Portable Alarm Syst	3,105.00
03/13/2017	28410	WESTCAS	825.00
03/13/2017	28411	Yucaipa Valley Water District	5,564.07
03/10/2017	28412	Bernell Hydraulics, Inc.	151.03
03/10/2017	28413	Brenntag Pacific, Inc	8,173.54
03/10/2017	28414	Cemex Inc. USA	270.01
03/10/2017	28415	Victor James Valenti	5,384.25
03/10/2017	28416	Evoqua Water Technologies LLC	918.60
03/10/2017	28417	Eric Ewalt	9,062.00
03/10/2017	28418	Grainger	151.93
03/10/2017	28419	Hach Company	719.84
03/10/2017	28420	Inland Water Works Supply Co.	856.78
03/10/2017	28421	Nuckles Oil Company, Inc.	1,570.60
03/10/2017	28422	Nagem, Inc.	948.16
03/10/2017	28423	NCL Of Wisconsin Inc	487.94
03/10/2017	28424	Pall Corporation	18,735.03
03/10/2017	28425	APLPD Holdco, Inc.	90.51
03/10/2017	28426	Q Versa, LLC	3,125.60
03/10/2017	28427	SB CNTY-Solid Waste Mgmt Div	21.41
03/10/2017	28428	Uline, Inc.	3,016.43
03/10/2017	28429	UPS Store#1504/ Mail Boxes Etc	280.66
03/10/2017	28430	Wilbur's	77.62
03/17/2017	28431	PAYROLL CHECK	2,028.99
03/17/2017	28432	PAYROLL CHECK	435.98
03/17/2017	28433	WageWorks, Inc.	1,269.08
03/17/2017	28434	Public Employees' Retirement S	23,716.41
03/17/2017	28435	California State Disbursement	115.38
03/17/2017	28436	California State Disbursement	476.30
03/17/2017	28437	Department of the Treasury - I	125.00
03/17/2017	28438	Environmental Systems Research	1,495.00
03/17/2017	28439	Berkshire Hathaway Homestate C	14,010.27
03/17/2017	28440	Renaissance PS	209.23
03/20/2017	28441	WILDWOOD CALVARY CHA	1,531.68
03/20/2017	28442	CURRIE, SHELLEY	111.12
03/20/2017	28443	VEGA, MARSHALL	16.08
03/20/2017	28444	DORSETT, AUDREY	42.43
03/20/2017	28445	State Water Resources Control	105.00
03/20/2017	28446	California Water Environment A	943.00
03/20/2017	28447	Delta Partners, LLC	7,500.00

Check Register - March 2017

<u>Check Date</u>	<u>Check Number</u>	<u>Name</u>	<u>Check Amount</u>
03/20/2017	28448	Dudek & Associates, Inc	32,523.02
03/20/2017	28449	Geoscience Support Services, I	8,593.75
03/20/2017	28450	Krieger & Stewart	2,220.44
03/20/2017	28451	One Stop Landscape Supply Inc	20,028.00
03/20/2017	28452	Platinum Advisors, LLC	5,125.00
03/20/2017	28453	RMC Water and Environment	19,433.46
03/20/2017	28454	Separation Processes, Inc.	509.00
03/20/2017	28455	David L. Wysocki	4,612.50
03/20/2017	28456	James Rowell	155.00
03/20/2017	28457	California Urban Water Conserv	3,076.51
03/20/2017	28458	Caleb Nazario	160.00
03/20/2017	28459	Ameripride Uniform Services	613.40
03/20/2017	28460	AT&T Mobility	1,469.32
03/20/2017	28461	Dudek & Associates, Inc	8,527.67
03/20/2017	28462	Frontier Communications	101.16
03/20/2017	28463	Incode Division-Tyler Technolo	3,452.66
03/20/2017	28464	InfoSend, Inc.	3,347.50
03/20/2017	28465	Konica Minolta Business Soluti	4,131.00
03/20/2017	28466	LUZ Investment Corp.	95.00
03/20/2017	28467	Monique Sharlein	2,354.55
03/20/2017	28468	NetComp Technologies, Inc.	3,650.00
03/20/2017	28469	Pro-Pipe & Supply, Inc.	223.46
03/20/2017	28470	Spectrum Business	2,649.00
03/20/2017	28471	State Water Resources Control	54,277.31
03/20/2017	28472	U.S. Postal Service	452.00
03/20/2017	28473	Wildwood Elementary School	840.00
03/20/2017	28474	State Water Resources Control	185,251.30
03/20/2017	28475	State Water Resources Control	19,254.37
03/20/2017	28476	John F. Simister	61.92
03/20/2017	28477	Edward S Babcock & Sons, Inc.	985.00
03/20/2017	28478	Brenntag Pacific, Inc	19,349.40
03/20/2017	28479	Evoqua Water Technologies LLC	993.93
03/20/2017	28480	G&G Environmental Compliance, I	4,539.41
03/20/2017	28481	Gallade Chemical	1,235.89
03/20/2017	28482	Global Equipment Co., Inc	774.00
03/20/2017	28483	Inland Water Works Supply Co.	326.48
03/20/2017	28484	Innerline Engineering	10,500.00
03/20/2017	28485	King Lee Chemical, Co.	25,556.15
03/20/2017	28486	Lowe's Companies, Inc.	573.18
03/20/2017	28487	NCL Of Wisconsin Inc	744.50
03/20/2017	28488	Q Versa, LLC	28,929.30
03/20/2017	28489	Fred M. Boerner Motor Co	257,445.96
03/20/2017	28490	Tri County Pump Company	4,370.54
03/20/2017	28491	Michael J. O'Day	2,200.00
03/20/2017	28492	American Family Life Assurance	3,400.03
03/20/2017	28493	Rodd Greene	669.21
03/20/2017	28494	Linda Kilday	586.38
03/20/2017	28495	Dennis Neff	669.58
03/20/2017	28496	Robert Wall	669.58
03/20/2017	28497	Western Dental Services, Inc.	273.95
03/20/2017	28498	Charlie Bailey	567.49
03/20/2017	28499	WageWorks, Inc.	212.75
03/20/2017	28500	CalPERS - HEALTH	68,635.51
03/27/2017	28501	State Water Resources Control	105.00
03/27/2017	28502	State Water Resources Control	105.00
03/27/2017	28503	California Water Environment A	172.00
03/27/2017	28504	Ameripride Uniform Services	607.62
03/27/2017	28505	Balco Holdings Inc.	4,782.78
03/27/2017	28506	Best Home Center	11.31

Check Register - March 2017

<u>Check Date</u>	<u>Check Number</u>	<u>Name</u>	<u>Check Amount</u>
03/27/2017	28507	Frontier Communications	45.70
03/27/2017	28508	Inland Empire Resource Conserv	620.64
03/27/2017	28509	Pacwest Engineering Co., Inc.	25,318.60
03/27/2017	28510	SCCI, Inc.	350.00
03/27/2017	28511	Luke's Transmission Inc.	15.00
03/27/2017	28512	All American Sewer Tools	47.22
03/27/2017	28513	Automated Gate Services, Inc.	175.00
03/27/2017	28514	Edward S Babcock & Sons, Inc.	435.00
03/27/2017	28515	Bernell Hydraulics, Inc.	138.84
03/27/2017	28516	Brenntag Pacific, Inc	14,766.91
03/27/2017	28517	Charles P. Crowley Company, In	1,041.05
03/27/2017	28518	Cemex Inc. USA	1,085.27
03/27/2017	28519	CHJ Consultants	942.50
03/27/2017	28520	Clinical Laboratory of San Ber	10,045.50
03/27/2017	28521	Evoqua Water Technologies LLC	172.14
03/27/2017	28522	Grainger	391.67
03/27/2017	28523	Hemet Valley Tool Inc.	63.68
03/27/2017	28524	Industrial Safety Supply Corp	556.62
03/27/2017	28525	Inland Water Works Supply Co.	1,188.48
03/27/2017	28526	Linko Technology Inc.	7,920.00
03/27/2017	28527	Nuckles Oil Company, Inc.	4,035.07
03/27/2017	28528	Mike Roquet Construction, Inc.	16,968.00
03/27/2017	28529	Nagem, Inc.	807.50
03/27/2017	28530	BlueTarp Financial, Inc.	84.74
03/27/2017	28531	Office Solutions Business Prod	110.58
03/27/2017	28532	R & R Anderson Trucking	676.95
03/27/2017	28533	DMJ and Associates, Inc.	1,345.14
03/27/2017	28534	SB CNTY-Fire Protection Distri	234.00
03/27/2017	28535	Uline, Inc.	1,759.05
03/27/2017	28536	UPS Store#1504/ Mail Boxes Etc	62.83
03/27/2017	28537	HD Supply Facilities Maintenan	609.00
03/27/2017	28538	Wilbur's	67.17
03/27/2017	28539	Atkinson, Andelson, Loya, Ruud	24,286.79
03/27/2017	28540	SCE Rosemead	166,713.39
03/27/2017	28541	U.S. Telepacific Corp	2,394.43
03/31/2017	28542	PAYROLL CHECK	2,031.42
03/31/2017	28543	WageWorks, Inc.	1,269.08
03/31/2017	28544	Public Employees' Retirement S	23,741.58
03/31/2017	28545	California State Disbursement	115.38
03/31/2017	28546	California State Disbursement	476.30
03/31/2017	28547	Department of the Treasury - I	125.00
03/31/2017	28548	BofA Credit Card	3,940.31
03/31/2017	28549	AWWA CA-NV (Rancho Cucamonga)	950.00
03/31/2017	28550	Incode Division-Tyler Technolo	2,850.00
03/31/2017	28551	Kathryn Hallberg	54.34
03/31/2017	28552	Krieger & Stewart	26,481.14
March 2017 Check Register Total			2,740,392.33

Staff Report



Yucaipa Valley Water District

Discussion Items



Yucaipa Valley Water District



Director Memorandum 17-033

Date: April 18, 2017

Prepared By: Joseph Zoba, General Manager

Subject: Recognition of Brent Anton on the Occasion of his Retirement from the Yucaipa Valley Water District

Recommendation: That the Board adopts Resolution No. 2017-10.

On April 26, 2017, Brent Anton will be retiring from the Yucaipa Valley Water District as the Engineering Manager after over twenty-seven years of service. Mr. Anton has exemplified professionalism, dedication and commitment to our community throughout his career with the Yucaipa Valley Water District.

The purpose of this agenda item is to provide Mr. Anton with a resolution recognizing his outstanding service to the District and his dedication to the community we serve.

RESOLUTION NO. 2017-10**A RESOLUTION OF THE YUCAIPA VALLEY WATER DISTRICT
HONORING BRENT ANTON ON THE OCCASION OF HIS RETIREMENT**

WHEREAS, Brent Anton was hired by the Yucaipa Valley Water District as a temporary employee on January 8, 1990, and as a full-time, regular employee on February 26, 1990; and

WHEREAS, Brent Anton was hired by the Yucaipa Valley Water District as an Engineer Technician, on November 24, 2003 he was promoted to an Engineering Project Manager, and on December 20, 2011 he was promoted to Engineering Manager; and

WHEREAS, after providing over twenty-seven years of service to the customers of the Yucaipa Valley Water District, Brent Anton will be retiring on April 26, 2017; and

WHEREAS, during his tenure, Brent Anton has been instrumental in planning and constructing infrastructure for a growing community. Brent Anton has been directly involved in numerous improvements to the drinking water distribution system, the drinking water filtration facility, expansion of the sewer treatment plant, construction of the recycled water system, and the construction of the Yucaipa Valley Regional Brineline; and

WHEREAS, throughout his tenure of service to the Yucaipa Valley Water District, Brent Anton provided exceptional leadership, and support to refine the overall engineering related services provided by the Yucaipa Valley Water District; and

WHEREAS, Brent Anton has always been distinguished and recognized for his outstanding skills, engineering concepts, dependability, knowledge, commitment, eagerness to share information, and his wide range of experience; and

WHEREAS, retiring from the Yucaipa Valley Water District as an Engineering Manager, Brent Anton will always be remembered by the characteristics he exhibited as a true professional, dedicated employee, and good friend.

NOW, THEREFORE, BE IT HEREBY RESOLVED AND ORDERED, that the Board of Directors of the Yucaipa Valley Water District, on behalf of the District staff, does hereby extend its sincere appreciation to Brent Anton for his years of dedicated service and contributions to the Yucaipa Valley Water District and the community.

BE IT FURTHER RESOLVED that a suitably prepared copy of this resolution is presented to Brent Anton.

PASSED AND ADOPTED this 18th day of April 2017.



Director Memorandum 17-034

Date: April 18, 2017

Prepared By: Vicky Elisalda, Controller
Peggy Little, Administrative Supervisor

Subject: Presentation of the Unaudited Financial Report for the Period Ending on March 31, 2017

Recommendation: That the Board receives and files the unaudited financial report.

The following unaudited financial report has been prepared by the Administrative Department for your review. The report has been divided into six sections to clearly disseminate information pertaining to the financial status of the District. Please remember that the following financial information has not been audited.

Cash Fund Balance Report

[Detailed information can be found on page 5 to 6 of 30]

The Cash Fund Balance Report provides a summary of how the total amount of funds maintained by financial institutions is distributed throughout the enterprise and non-enterprise funds of the District. A summary of the report is as follows:

Fund Source	Operating Funds	Restricted Funds	Total Funds
Water Division	\$7,252,593.36	\$858,369.15	\$8,110,962.51
Sewer Division	\$12,024,470.68	(\$6,681,216.61)	\$5,343,254.07
Recycled Water Division	<u>\$1,521,336.20</u>	<u>\$503,141.76</u>	<u>\$2,024,477.96</u>
Total	\$20,798,400.24	(\$5,319,705.70)	\$15,478,694.54

Most of the funds reflected in the Cash Fund Balance Report are designated for specific purposes and are therefore restricted, either by law or by District policy.

Check Register

[Detailed information can be found on pages 7 to 11 of 30]

The check register lists each check processed during the month of March 2017. The District processed 282 checks during the month of March for a total sum of \$2,740,392.33. All checks are reviewed by District staff for accuracy and completeness, and usually signed by the General Manager and one Director, but may be signed by two Directors.

The Controller will make any check, invoice or supporting documentation available for review to any board member upon request.

Financial Account Information

[Detailed information can be found on pages 12 to 16 of 30]

The District currently deposits all revenue received into the Deposit Checking account. The General Checking account is used as a sole processing account for all District checks and electronic payroll. The Investment Checking account is used for the purchase and redemption of US treasury notes and bills and for the transfer of LAIF funds. The US treasury notes and bills are booked at cost.

The LAIF investment account is a pooled money account administered by the State of California. Additional information on the LAIF account is provided below in the investment summary report.

Investment Summary

[Detailed information can be found on pages 17 to 18 of 30]

The investment summary report illustrates the District's investments in US treasury notes and bills in addition to the investments held by the Local Agency Investment Fund or LAIF. The yields for the treasury notes and bills are provided for each individual transaction. The historical annual yield for funds invested with LAIF is also provided.

Separate pooled money investment reports prepared by the State of California are maintained by the District and available for review.

Monthly Revenue Allocation

[Detailed information can be found on pages 19 to 20 of 30]

During the month of March 2017 the District's deposit checking account received a sum total of \$1,615,947.53 in revenues from the following categories:

- A total of \$1,423,693.71 was received from 14,758 customers for utility bill payments. This is the total amount of utility bill payments received from water, sewer and recycled services.
- A total of \$2,198.00 was received for construction meter deposits, customer deposits and internet fee payments.
- A total of \$124,576.10 was received from miscellaneous water related activities (other than utility bill charges).
- A total of \$65,407.00 was received from miscellaneous sewer related activities (other than utility bill charges).
- A total of \$72.72 was received from miscellaneous recycled related activities (other than utility bill charges).
- The District's general checking account (pages 12-16 of 30) received one ACH deposit for San Bernardino Property Taxes in the amount of \$41,323.59. The District has received \$1,827,390.44 (61%) of the allocated \$2,988,634 property taxes for FY 2017.

Fiscal Year 2017 Budget Status

[Detailed information can be found on pages 21 to 30 of 30]

The revenue and expense budget status for the 2017 Fiscal Year is provided for your review.

**Summary of Revenue Budget
As of March 31, 2017 (71% of Budget Cycle)**

<u>Division</u>	<u>Budget Amount</u>	<u>Current Month</u>	<u>Year-To-Date</u>	<u>Percentage</u>
Water	13,781,800	577,689	8,243,883	59.82%
Sewer	12,202,227	947,213	8,189,940	67.12%
Recycled Water	657,100	13,273	368,955	56.15%
District Revenue	<u>26,641,127</u>	<u>1,538,175</u>	<u>16,802,778</u>	<u>63.07%</u>

**Summary of Water Budget Expenses
As of March 31, 2017 (71% of Budget Cycle)**

<u>Department</u>	<u>Budget Amount</u>	<u>Current Month</u>	<u>Year-To-Date</u>	<u>Percentage</u>
Water Resources	5,005,900	317,095	3,427,069	68.46%
Public works	2,569,500	227,626	1,785,005	69.47%
Administration	3,910,735	335,474	2,896,069	74.05%
Long Term Debt	2,295,665	625,106	2,295,663	100.00%
Asset Acquisition	0	0	16,455	0.00%
TOTAL	<u>13,781,800</u>	<u>1,505,301</u>	<u>10,420,261</u>	<u>75.61%</u>

**Summary of Sewer Budget Expenses
As of March 31, 2017 (71% of Budget Cycle)**

<u>Department</u>	<u>Budget Amount</u>	<u>Current Month</u>	<u>Year-To-Date</u>	<u>Percentage</u>
Treatment	3,838,400	319,503	2,688,290	70.04%
Administration	3,298,095	297,644	2,515,151	76.26%
Environmental Control	1,234,000	104,197	766,643	62.13%
Long Term Debt	3,831,732	258,783	3,831,725	100.00%
Asset Acquisition	0	0	0	0.00%
TOTAL	<u>12,202,227</u>	<u>980,127</u>	<u>9,801,809</u>	<u>80.33%</u>

**Summary of Recycled Water Budget Expenses
As of March 31, 2017 (71% of Budget Cycle)**

<u>Department</u>	<u>Budget Amount</u>	<u>Current Month</u>	<u>Year-To-Date</u>	<u>Percentage</u>
Administration	657,100	51,102	674,246	102.61%
TOTAL	<u>657,100</u>	<u>51,102</u>	<u>674,246</u>	<u>102.61%</u>

District Expenses	<u>26,641,127</u>	<u>2,536,530</u>	<u>20,896,316</u>	<u>78.44%</u>
--------------------------	--------------------------	-------------------------	--------------------------	----------------------

Investment Policy Disclosure

The District is currently compliant with the portfolio of its Investment Policy and State Law.

The District is using Sandy Gage with Merrill Lynch Wealth Management (Bank of America Corporation) for Treasury investments. The District expects to meet its expenditure requirements for the next six months.

Questions or Comments

If you have any questions about a particular budget account, please do not hesitate to contact the Controller directly. If you need additional information, the members of the Administrative Department would be happy to provide you with any detailed information you may desire.

Cash Fund Balance Report - March 2017

Water Division	GL#	Balance
*ID 1 Construction Funds	02-10216	\$ 293,145.85
*ID 2 Construction Funds	02-10217	\$ 80,409.31
*FCC - Debt Service YVRWFF Phase I	02-10401	\$ (2,129,463.03)
*FCC - Future YVRWFF Phase II & III	02-10403	\$ 410,149.12
*FCC - Recycled System	02-10410	\$ (879,957.21)
*FCC - Booster Pumping Plants	02-10411	\$ 673,373.97
*FCC - Pipeline Facilities	02-10412	\$ 119,693.76
*FCC - Water Storage Reservoirs	02-10413	\$ 2,291,017.38
Depreciation Reserves	02-10310	\$ 505,136.84
Infrastructure Reserves	02-10311	\$ 3,712,945.00
Sustainability Fund	02-10313	\$ 42,842.76
Rate Stabilization Fund	02-10314	\$ 500,209.14
Imported Water Fund - MUNI	02-10315	\$ (466,748.16)
Imported Water Fund - SGPWA	02-10316	\$ 789,599.23
Operating Funds:		\$ 2,168,608.55
Total Water Division		\$ 8,110,962.51

Sewer Division	GL#	Balance
*SRF Reserve Fund - Brineline	03-10218	\$ 637,449.00
*SRF Reserve Fund - WISE	03-10219	\$ 184,928.00
*SRF Reserve Fund - R 10.3	03-10220	\$ 51,531.00
*SRF Reserve Fund - Crow St	03-10221	\$ 19,255.00
*FCC - Debt Service WWTP Expansion & Upgrade	03-10405	\$ 1,695,420.25
*FCC - Future WWTP Expansion	03-10407	\$ 1,339,839.58
*FCC - Sewer Interceptors	03-10415	\$ (835,927.26)
*FCC - Lift Stations	03-10416	\$ 330,380.52
*FCC - Effluent Disposal Facilities	03-10417	\$ (1,629,505.14)
*FCC - Salt Mitigation Facilities	03-10418	\$ (8,474,587.56)
Project Fund - Encumbered	03-10215	\$ 276,000.00
Depreciation Reserves	03-10310	\$ 3,303,893.57
Infrastructure Reserves	03-10311	\$ 4,511,310.00
Rate Stabilization Fund	03-10314	\$ 1,464,394.90
Operating Funds:		\$ 2,468,872.21
Total Wastewater Division		\$ 5,343,254.07

Recycled Water Division	GL#	Balance
*FCC - Recycled System	04-10410	\$ 63,953.04
*FCC - Booster Pumping Plants	04-10411	\$ -
*FCC - Pipeline Facilities	04-10412	\$ 214,745.13
*FCC - Water Storage Reservoirs	04-10413	\$ 224,443.59
Project Fund - Encumbered	04-10215	\$ -
Depreciation Reserves	04-10310	\$ 59,079.84
Infrastructure Reserves	04-10311	\$ 246,252.31
Operating Funds:		\$ 1,216,004.05
Total Recycled Water Division		\$ 2,024,477.96

DISTRICT TOTAL \$ 15,478,694.54

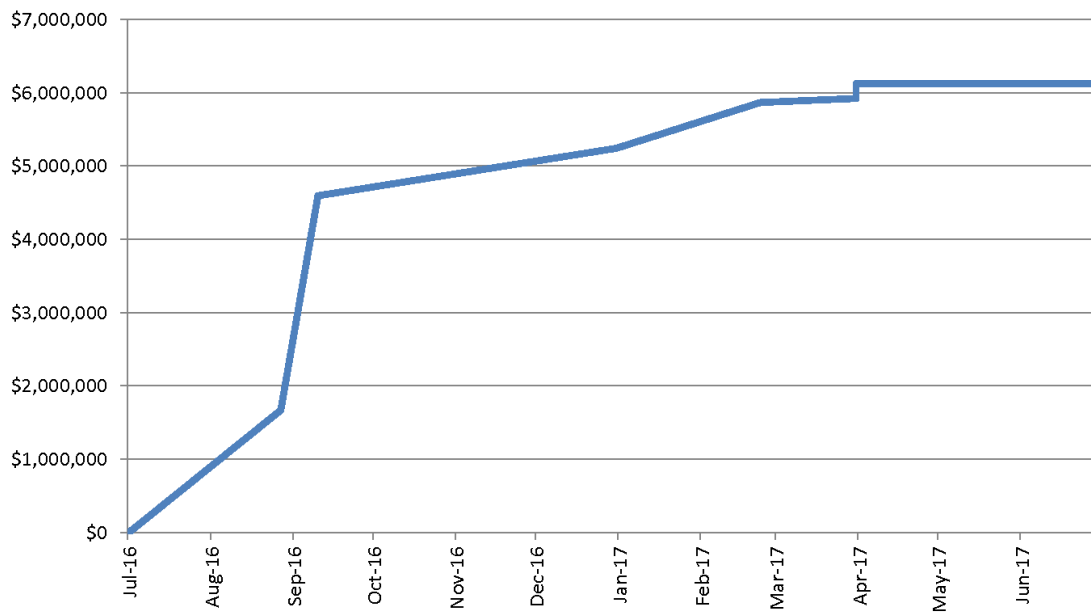
*=Restricted Funds

Cash Fund Balance Report - March 2017

Pending Financial Obligations for Fiscal Year 2015/16

Due Date	Fund	Description	Term of Obligation	Amount
08/27/2016	Water	2015A Bond Payment - YVRWFF	2015-2034	\$ 1,670,556.25
09/10/2016	Sewer	SRF Payment - WRWRF	2009-2028	\$ 2,923,688.75
12/31/2016	Sewer	SRF Payment - Yucaipa Regional Brineline	2013-2032	\$ 649,273.50
02/23/2017	Water	2015A Bond Payment - YVRWFF	2015-2034	\$ 625,106.25
03/31/2017	Sewer	SRF Payment - Recycled Reservoir R-10.3	2014-2033	\$ 54,277.31
03/31/2017	Sewer	SRF Payment - Desalinization at WRWRF	2014-2033	\$ 185,251.30
03/31/2017	Sewer	SRF Payment - Crow Street/Recycled Booster B-12.1	2016-2035	\$ 19,254.37
Total				\$ 6,127,407.73

Payment Schedule and Cash Flow Requirements for Fiscal Year 2016-2017



Check Register - March 2017

<u>Check Date</u>	<u>Check Number</u>	<u>Name</u>	<u>Check Amount</u>
03/01/2017	28271	CWEA-TCP (OAKPORT ST.)	332.00
03/01/2017	28272	ADS, LLC	3,951.00
03/01/2017	28273	Ameripride Uniform Services	553.61
03/01/2017	28274	Association of Environmental P	250.00
03/01/2017	28275	Bear Valley Mutual Water Compa	2,646.00
03/01/2017	28276	Constant Contact Inc.	1,050.00
03/01/2017	28277	Eco Pro Environmental Services	404.00
03/01/2017	28278	Fedex	25.72
03/01/2017	28279	Frontier Communications	146.86
03/01/2017	28280	Incode Division-Tyler Technolo	2,695.18
03/01/2017	28281	InfoSend, Inc.	4,834.74
03/01/2017	28282	Leroy's Landscape Services	2,955.00
03/01/2017	28283	NetComp Technologies, Inc.	1,968.27
03/01/2017	28284	Pro-Pipe & Supply, Inc.	204.15
03/01/2017	28285	SCCI, Inc.	350.00
03/01/2017	28286	SCE Rosemead	171,188.19
03/01/2017	28287	U.S. Telepacific Corp	2,395.71
03/01/2017	28288	Luke's Transmission Inc.	2,088.96
03/01/2017	28289	Anthony Joseph Sobral	59.26
03/01/2017	28290	Brenntag Pacific, Inc	7,248.58
03/01/2017	28291	Cemex Inc. USA	1,184.85
03/01/2017	28292	Clinical Laboratory of San Ber	12,105.00
03/01/2017	28293	DC Frost Associates, Inc.	44,117.00
03/01/2017	28294	Evoqua Water Technologies LLC	3,024.63
03/01/2017	28295	Eric Ewalt	7,438.00
03/01/2017	28296	Hasa, Inc.	7,191.81
03/01/2017	28297	Jerry Herbert Roofing Inc.	925.00
03/01/2017	28298	Home Depot U.S.A. Inc	58.12
03/01/2017	28299	Industrial Safety Supply Corp	113.36
03/01/2017	28300	Inland Water Works Supply Co.	2,542.06
03/01/2017	28301	JB Paving & Engineering, Inc.	1,798.00
03/01/2017	28302	Kevin E. French	312.00
03/01/2017	28303	MBC Applied Environmental Scie	1,300.00
03/01/2017	28304	McMaster-Carr Supply Co.	31.06
03/01/2017	28305	Nuckles Oil Company, Inc.	2,234.33
03/01/2017	28306	Nagem, Inc.	1,104.63
03/01/2017	28307	NCL Of Wisconsin Inc	1,248.65
03/01/2017	28308	Polydyne Inc.	5,699.98
03/01/2017	28309	JR Simplot Company	452.55
03/01/2017	28310	Steven Enterprises, Inc	1,022.29
03/01/2017	28311	Sunset Electrical Contractors	8,657.85
03/01/2017	28312	Sunshine Growers Nursery	14.22
03/01/2017	28313	Uline, Inc.	7,094.16
03/01/2017	28314	Utility Services Associates LL	12,891.00
03/03/2017	28315	PAYROLL CHECK	2,028.99
03/03/2017	28316	WageWorks, Inc.	1,269.08
03/03/2017	28317	Public Employees' Retirement S	23,767.30
03/03/2017	28318	IBEW Local 1436	476.00
03/03/2017	28319	California State Disbursement	115.38
03/03/2017	28320	California State Disbursement	476.30
03/03/2017	28321	Department of the Treasury - I	125.00
03/03/2017	28322	Vehicle Registration Collectio	190.00
03/03/2017	28323	Cobb's Printing, LLC	59.26
03/03/2017	28324	Kevin Lee	12.48
03/03/2017	28325	YVWD-Petty Cash	252.67
03/03/2017	28326	Tom Shalhoub	57.20
03/03/2017	28327	Standard Insurance Company	2,991.88
03/03/2017	28328	Thaxton Van Belle	82.70
03/03/2017	28329	Anthem Blue Cross L and H	394.70

Check Register - March 2017

<u>Check Date</u>	<u>Check Number</u>	<u>Name</u>	<u>Check Amount</u>
03/03/2017	28330	Standard Insurance Company	3,307.37
03/03/2017	28331	Standard Insurance Vision Plan	611.84
03/03/2017	28332	MetLife Small Business Center	502.33
03/03/2017	28333	Matthew Porras	54.00
03/06/2017	28334	State Water Resources Control	170.00
03/06/2017	28335	Yucaipa Disposal, Inc.	1,444.71
03/06/2017	28336	Ameripride Uniform Services	560.40
03/06/2017	28337	Best Home Center	6.36
03/06/2017	28338	Central Communications	695.97
03/06/2017	28339	Corelogic, Inc.	330.00
03/06/2017	28340	Coverall North America, Inc.	1,021.00
03/06/2017	28341	Crown Ace Hardware - Yucaipa	644.30
03/06/2017	28342	First American Data Tree, LLC	50.00
03/06/2017	28343	VP Imaging, Inc.	16,300.00
03/06/2017	28344	Frontier Communications	143.77
03/06/2017	28345	House Of Quality, Parts Plus	1,454.13
03/06/2017	28346	InfoSend, Inc.	3,592.82
03/06/2017	28347	Raiset R. Santana and Adriana	55.25
03/06/2017	28348	Konica Minolta Business Soluti	578.02
03/06/2017	28349	Krieger & Stewart	18,464.85
03/06/2017	28350	NetComp Technologies, Inc.	1,822.48
03/06/2017	28351	Pro-Pipe & Supply, Inc.	41.35
03/06/2017	28352	Q Versa, LLC	540.00
03/06/2017	28353	San Bdo. Valley Muni. Water D	83,386.14
03/06/2017	28354	Southern CA Emergency Medicine	300.00
03/06/2017	28355	South Mesa Water Company	25.00
03/06/2017	28356	Spectrum Business	3,668.00
03/06/2017	28357	The Gas Company	2,759.85
03/06/2017	28358	Underground Service Alert Of S	141.00
03/06/2017	28359	Western Municipal Water Distri	2,350.00
03/06/2017	28360	Yucaipa Disposal, Inc.	1,413.00
03/06/2017	28361	All American Sewer Tools	1,676.16
03/06/2017	28362	John F. Simister	85.00
03/06/2017	28363	BofA Credit Card	3,080.99
03/06/2017	28364	Backflow Apparatus & Valve Co.	174.12
03/06/2017	28365	Brithinee Electric	10,844.68
03/06/2017	28366	Cal's Towing	50.00
03/06/2017	28367	Cemex Inc. USA	2,165.31
03/06/2017	28368	Center Electric Services, Inc.	533.67
03/06/2017	28369	CHJ Consultants	4,800.00
03/06/2017	28370	Griswold Industries	1,485.26
03/06/2017	28371	Daily Journal Corporation	739.20
03/06/2017	28372	Dinosaur Tire Inc.	831.62
03/06/2017	28373	Fastenal Company	1,947.96
03/06/2017	28374	Home Depot U.S.A. Inc	223.05
03/06/2017	28375	Industrial Safety Supply Corp	493.50
03/06/2017	28376	Inland Water Works Supply Co.	713.53
03/06/2017	28377	Johnson Power Systems	829.58
03/06/2017	28378	Lowe's Companies, Inc.	3,016.78
03/06/2017	28379	Nuckles Oil Company, Inc.	1,446.87
03/06/2017	28380	BlueTarp Financial, Inc.	1,185.43
03/06/2017	28381	Office Solutions Business Prod	331.62
03/06/2017	28382	Freedom Communications Holding	727.20
03/06/2017	28383	SB CNTY-Fire Protection Distri	386.40
03/06/2017	28384	Uline, Inc.	5,346.21
03/06/2017	28385	UPS Store#1504/ Mail Boxes Etc	40.77
03/06/2017	28386	Calmat Company	2,281.07
03/13/2017	28387	TORRES, MARC	169.72
03/13/2017	28388	LEAL, MARIA & FELIPE	104.12

Check Register - March 2017

<u>Check Date</u>	<u>Check Number</u>	<u>Name</u>	<u>Check Amount</u>
03/13/2017	28389	TAGARO, IVORY & NEPT	71.72
03/13/2017	28390	BURR, MICHELLE	181.13
03/13/2017	28391	WILLIAM LYON HOLMES	73.60
03/13/2017	28392	WILLIAM LYON HOMES	73.60
03/13/2017	28393	BACZKOWSKI, JAROSLAW	16.21
03/13/2017	28394	DELAWDER, MICHELLE	77.38
03/13/2017	28395	D'AMORE, JAMES	103.81
03/13/2017	28396	COLINS, VARIN & ALEX	123.51
03/13/2017	28397	ALLBRITTON, ROBYN	242.51
03/13/2017	28398	RAYGOZA, JOSHUA	284.26
03/13/2017	28399	Ralph C. Casas	89.70
03/13/2017	28400	Ameripride Uniform Services	553.44
03/13/2017	28401	Steve Hines No.1, LLC	36,472.33
03/13/2017	28402	Ed Filijan Photography	310.89
03/13/2017	28403	Geoscience Support Services, I	6,342.00
03/13/2017	28404	Pro-Pipe & Supply, Inc.	164.50
03/13/2017	28405	San Gorgonio Pass Water Agency	11,300.13
03/13/2017	28406	San Bdno. Valley Muni. Water D	836,200.00
03/13/2017	28407	Separation Processes, Inc.	2,876.93
03/13/2017	28408	Association of San Bernardino	128.00
03/13/2017	28409	Tattletale Portable Alarm Syst	3,105.00
03/13/2017	28410	WESTCAS	825.00
03/13/2017	28411	Yucaipa Valley Water District	5,564.07
03/10/2017	28412	Bernell Hydraulics, Inc.	151.03
03/10/2017	28413	Brenntag Pacific, Inc	8,173.54
03/10/2017	28414	Cemex Inc. USA	270.01
03/10/2017	28415	Victor James Valenti	5,384.25
03/10/2017	28416	Evoqua Water Technologies LLC	918.60
03/10/2017	28417	Eric Ewalt	9,062.00
03/10/2017	28418	Grainger	151.93
03/10/2017	28419	Hach Company	719.84
03/10/2017	28420	Inland Water Works Supply Co.	856.78
03/10/2017	28421	Nuckles Oil Company, Inc.	1,570.60
03/10/2017	28422	Nagem, Inc.	948.16
03/10/2017	28423	NCL Of Wisconsin Inc	487.94
03/10/2017	28424	Pall Corporation	18,735.03
03/10/2017	28425	APLPD Holdco, Inc.	90.51
03/10/2017	28426	Q Versa, LLC	3,125.60
03/10/2017	28427	SB CNTY-Solid Waste Mgmt Div	21.41
03/10/2017	28428	Uline, Inc.	3,016.43
03/10/2017	28429	UPS Store#1504/ Mail Boxes Etc	280.66
03/10/2017	28430	Wilbur's	77.62
03/17/2017	28431	PAYROLL CHECK	2,028.99
03/17/2017	28432	PAYROLL CHECK	435.98
03/17/2017	28433	WageWorks, Inc.	1,269.08
03/17/2017	28434	Public Employees' Retirement S	23,716.41
03/17/2017	28435	California State Disbursement	115.38
03/17/2017	28436	California State Disbursement	476.30
03/17/2017	28437	Department of the Treasury - I	125.00
03/17/2017	28438	Environmental Systems Research	1,495.00
03/17/2017	28439	Berkshire Hathaway Homestate C	14,010.27
03/17/2017	28440	Renaissance PS	209.23
03/20/2017	28441	WILDWOOD CALVARY CHA	1,531.68
03/20/2017	28442	CURRIE, SHELLEY	111.12
03/20/2017	28443	VEGA, MARSHALL	16.08
03/20/2017	28444	DORSETT, AUDREY	42.43
03/20/2017	28445	State Water Resources Control	105.00
03/20/2017	28446	California Water Environment A	943.00
03/20/2017	28447	Delta Partners, LLC	7,500.00

Check Register - March 2017

<u>Check Date</u>	<u>Check Number</u>	<u>Name</u>	<u>Check Amount</u>
03/20/2017	28448	Dudek & Associates, Inc	32,523.02
03/20/2017	28449	Geoscience Support Services, I	8,593.75
03/20/2017	28450	Krieger & Stewart	2,220.44
03/20/2017	28451	One Stop Landscape Supply Inc	20,028.00
03/20/2017	28452	Platinum Advisors, LLC	5,125.00
03/20/2017	28453	RMC Water and Environment	19,433.46
03/20/2017	28454	Separation Processes, Inc.	509.00
03/20/2017	28455	David L. Wysocki	4,612.50
03/20/2017	28456	James Rowell	155.00
03/20/2017	28457	California Urban Water Conserv	3,076.51
03/20/2017	28458	Caleb Nazario	160.00
03/20/2017	28459	Ameripride Uniform Services	613.40
03/20/2017	28460	AT&T Mobility	1,469.32
03/20/2017	28461	Dudek & Associates, Inc	8,527.67
03/20/2017	28462	Frontier Communications	101.16
03/20/2017	28463	Incode Division-Tyler Technolo	3,452.66
03/20/2017	28464	InfoSend, Inc.	3,347.50
03/20/2017	28465	Konica Minolta Business Soluti	4,131.00
03/20/2017	28466	LUZ Investment Corp.	95.00
03/20/2017	28467	Monique Sharlein	2,354.55
03/20/2017	28468	NetComp Technologies, Inc.	3,650.00
03/20/2017	28469	Pro-Pipe & Supply, Inc.	223.46
03/20/2017	28470	Spectrum Business	2,649.00
03/20/2017	28471	State Water Resources Control	54,277.31
03/20/2017	28472	U.S. Postal Service	452.00
03/20/2017	28473	Wildwood Elementary School	840.00
03/20/2017	28474	State Water Resources Control	185,251.30
03/20/2017	28475	State Water Resources Control	19,254.37
03/20/2017	28476	John F. Simister	61.92
03/20/2017	28477	Edward S Babcock & Sons, Inc.	985.00
03/20/2017	28478	Brenntag Pacific, Inc	19,349.40
03/20/2017	28479	Evoqua Water Technologies LLC	993.93
03/20/2017	28480	G&G Environmental Compliance,I	4,539.41
03/20/2017	28481	Gallade Chemical	1,235.89
03/20/2017	28482	Global Equipment Co., Inc	774.00
03/20/2017	28483	Inland Water Works Supply Co.	326.48
03/20/2017	28484	Innerline Engineering	10,500.00
03/20/2017	28485	King Lee Chemical, Co.	25,556.15
03/20/2017	28486	Lowe's Companies, Inc.	573.18
03/20/2017	28487	NCL Of Wisconsin Inc	744.50
03/20/2017	28488	Q Versa, LLC	28,929.30
03/20/2017	28489	Fred M. Boerner Motor Co	257,445.96
03/20/2017	28490	Tri County Pump Company	4,370.54
03/20/2017	28491	Michael J. O'Day	2,200.00
03/20/2017	28492	American Family Life Assurance	3,400.03
03/20/2017	28493	Rodd Greene	669.21
03/20/2017	28494	Linda Kilday	586.38
03/20/2017	28495	Dennis Neff	669.58
03/20/2017	28496	Robert Wall	669.58
03/20/2017	28497	Western Dental Services, Inc.	273.95
03/20/2017	28498	Charlie Bailey	567.49
03/20/2017	28499	WageWorks, Inc.	212.75
03/20/2017	28500	CalPERS - HEALTH	68,635.51
03/27/2017	28501	State Water Resources Control	105.00
03/27/2017	28502	State Water Resources Control	105.00
03/27/2017	28503	California Water Environment A	172.00
03/27/2017	28504	Ameripride Uniform Services	607.62
03/27/2017	28505	Balco Holdings Inc.	4,782.78
03/27/2017	28506	Best Home Center	11.31

Check Register - March 2017

<u>Check Date</u>	<u>Check Number</u>	<u>Name</u>	<u>Check Amount</u>
03/27/2017	28507	Frontier Communications	45.70
03/27/2017	28508	Inland Empire Resource Conserv	620.64
03/27/2017	28509	Pacwest Engineering Co., Inc.	25,318.60
03/27/2017	28510	SCCI, Inc.	350.00
03/27/2017	28511	Luke's Transmission Inc.	15.00
03/27/2017	28512	All American Sewer Tools	47.22
03/27/2017	28513	Automated Gate Services, Inc.	175.00
03/27/2017	28514	Edward S Babcock & Sons, Inc.	435.00
03/27/2017	28515	Bernell Hydraulics, Inc.	138.84
03/27/2017	28516	Brenntag Pacific, Inc	14,766.91
03/27/2017	28517	Charles P. Crowley Company, In	1,041.05
03/27/2017	28518	Cemex Inc. USA	1,085.27
03/27/2017	28519	CHJ Consultants	942.50
03/27/2017	28520	Clinical Laboratory of San Ber	10,045.50
03/27/2017	28521	Evoqua Water Technologies LLC	172.14
03/27/2017	28522	Grainger	391.67
03/27/2017	28523	Hemet Valley Tool Inc.	63.68
03/27/2017	28524	Industrial Safety Supply Corp	556.62
03/27/2017	28525	Inland Water Works Supply Co.	1,188.48
03/27/2017	28526	Linko Technology Inc.	7,920.00
03/27/2017	28527	Nuckles Oil Company, Inc.	4,035.07
03/27/2017	28528	Mike Roquet Construction, Inc.	16,968.00
03/27/2017	28529	Nagem, Inc.	807.50
03/27/2017	28530	BlueTarp Financial, Inc.	84.74
03/27/2017	28531	Office Solutions Business Prod	110.58
03/27/2017	28532	R & R Anderson Trucking	676.95
03/27/2017	28533	DMJ and Associates, Inc.	1,345.14
03/27/2017	28534	SB CNTY-Fire Protection Distri	234.00
03/27/2017	28535	Uline, Inc.	1,759.05
03/27/2017	28536	UPS Store#1504/ Mail Boxes Etc	62.83
03/27/2017	28537	HD Supply Facilities Maintenanc	609.00
03/27/2017	28538	Wilbur's	67.17
03/27/2017	28539	Atkinson, Andelson, Loya, Ruud	24,286.79
03/27/2017	28540	SCE Rosemead	166,713.39
03/27/2017	28541	U.S. Telepacific Corp	2,394.43
03/31/2017	28542	PAYROLL CHECK	2,031.42
03/31/2017	28543	WageWorks, Inc.	1,269.08
03/31/2017	28544	Public Employees' Retirement S	23,741.58
03/31/2017	28545	California State Disbursement	115.38
03/31/2017	28546	California State Disbursement	476.30
03/31/2017	28547	Department of the Treasury - I	125.00
03/31/2017	28548	BofA Credit Card	3,940.31
03/31/2017	28549	AWWA CA-NV (Rancho Cucamonga)	950.00
03/31/2017	28550	Incode Division-Tyler Technolo	2,850.00
03/31/2017	28551	Kathryn Hallberg	54.34
03/31/2017	28552	Krieger & Stewart	26,481.14
March 2017 Check Register Total			2,740,392.33

Financial Account Information - March 2017

DATE	DESCRIPTION	Deposit Checking	General Checking	Investment Checking	Treasuries at cost	LAIF Invest. Fund	TOTAL ACTIVITY
02/28/2017	bal forward	1,035,794.09	30,000.00	24,351.82	506,234.97	15,582,824.91	17,179,205.79
2/28	rev retained in MM				(6,440.02)		(6,440.02)
03/01/2017	Deposit	48,308.35					48,308.35
	Credit Card-2/28	1,901.32					1,901.32
	Credit Card-3/1	4,947.97					4,947.97
	Electronic	16,533.92					16,533.92
	Website-3/1	4,512.11					4,512.11
	Website-3/2	70.02					70.02
	Website-3/2	467.74					467.74
3/3/17-PR	Federal Taxes		(52,308.14)				(52,308.14)
3/3/17-PR	State Taxes		(8,695.21)				(8,695.21)
3/3/17-PR	PR Direct Deposit		(119,035.16)				(119,035.16)
3/3/17-PR	CalPERS 457		(19,146.24)				(19,146.24)
3/3/17-PR	VOYA 457		(6,957.38)				(6,957.38)
	Cks#28271-28333		(364,682.26)				(364,682.26)
	TRF#1493 - AP & PR	(570,824.39)	570,824.39				0.00
03/02/2017	Deposit	28,133.88					28,133.88
	Deposit - M/C	618.37					618.37
	Credit Card-3/1	940.55					940.55
	Credit Card-3/2	2,752.97					2,752.97
	Electronic	15,495.43					15,495.43
	Website-3/2	3,671.09					3,671.09
	Website-3/3	133.42					133.42
	Website-3/3	1,829.01					1,829.01
	ETS Fees	(1,816.01)					(1,816.01)
	ETS Fees	(1,592.24)					(1,592.24)
03/03/2017	Deposit	23,470.66					23,470.66
	Credit Card-3/2	406.00					406.00
	Credit Card-3/3	2,650.96					2,650.96
	Electronic	21,571.74					21,571.74
	Website-3/3	2,976.30					2,976.30
	Website-3/4	533.43					533.43
	Website-3/4	1,689.16					1,689.16
	Website-3/5	3,044.43					3,044.43
	Website-3/6	532.21					532.21
	ACH pmts	52,661.93					52,661.93
03/06/2017	Deposit	86,564.94					86,564.94
	Credit Card-3/3	998.47					998.47
	Credit Card-3/6	14,563.03					14,563.03
	Electronic	14,093.76					14,093.76
	Website-3/6	2,915.10					2,915.10
	Website-3/7	43.71					43.71
	Website-3/7	1,077.88					1,077.88
03/07/2017	Deposit	7,082.58					7,082.58
	Credit Card-3/6	999.76					999.76
	Credit Card-3/7	3,646.91					3,646.91
	Electronic	18,394.74					18,394.74
	Website-3/7	3,622.57					3,622.57
	Website-3/8	68.32					68.32
	Website-3/8	543.50					543.50
	VOID check#28077, 2/1/17		1,444.71				1,444.71
	Cks. #28334-28386		(187,394.38)				(187,394.38)
	TRF#1494 - AP	(185,949.67)	185,949.67				0.00

Financial Account Information - March 2017

DATE	DESCRIPTION	Deposit Checking	General Checking	Investment Checking	Treasuries at cost	LAIF Invest. Fund	TOTAL ACTIVITY
02/28/2017	bal forward	1,035,794.09	30,000.00	24,351.82	506,234.97	15,582,824.91	17,179,205.79
03/08/2017	Deposit	25,137.98					25,137.98
	Deposit - M/C	4,099.82					4,099.82
	Credit Card-3/7	493.49					493.49
	Credit Card-3/8	3,816.77					3,816.77
	Electronic	9,670.03					9,670.03
	Website-3/8	2,788.57					2,788.57
	Website-3/9	63.23					63.23
	Website-3/9	833.56					833.56
03/09/2017	Deposit	34,485.54					34,485.54
	Credit Card-3/8	746.92					746.92
	Credit Card-3/9	4,787.38					4,787.38
	Electronic	5,803.49					5,803.49
	Website-3/9	2,272.98					2,272.98
	Website-3/10	719.60					719.60
03/10/2017	Deposit	32,136.83					32,136.83
	Deposit - M/C	2,601.02					2,601.02
	Deposit - SBC Tax		41,323.59				41,323.59
	TRF#1495 - to Dep Cking	41,323.59	(41,323.59)				0.00
	Credit Card-3/9	567.71					567.71
	Credit Card-3/10	2,768.70					2,768.70
	Electronic	19,959.78					19,959.78
	Website-3/10	2,959.59					2,959.59
	Website-3/11	1,636.91					1,636.91
	Website-3/12	2,363.81					2,363.81
	Website-3/13	198.55					198.55
	Website-3/13	1,993.51					1,993.51
	ACH pmts	44,088.51					44,088.51
03/13/2017	Deposit	56,329.78					56,329.78
	Credit Card-3/10	1,414.37					1,414.37
	Credit Card-3/13	3,325.88					3,325.88
	Electronic	14,337.63					14,337.63
	Website-3/13	4,066.78					4,066.78
	Website-3/14	211.66					211.66
	Website-3/14	246.75					246.75
03/14/2017	Deposit	6,673.36					6,673.36
	Credit Card-3/13	987.16					987.16
	Credit Card-3/14	3,040.96					3,040.96
	Electronic	18,803.55					18,803.55
	Website-3/14	2,675.78					2,675.78
	Website-3/15	485.91					485.91
03/15/2017	Deposit	37,892.87					37,892.87
	Credit Card-3/14	601.99					601.99
	Credit Card-3/15	3,860.94					3,860.94
	Electronic	8,831.80					8,831.80
	Website-3/15	2,967.28					2,967.28
	Website-3/16	131.55					131.55
	Website-3/16	194.91					194.91
	ACH pmts	55,278.66					55,278.66
	TRF#1496 - LAIF to Inv Ck			800,000.00		(800,000.00)	0.00
	TRF#1497 - Inv Ck to Dep Ck	800,000.00		(800,000.00)			0.00

Financial Account Information - March 2017

DATE	DESCRIPTION	Deposit Checking	General Checking	Investment Checking	Treasuries at cost	LAIF Invest. Fund	TOTAL ACTIVITY
02/28/2017	bal forward	1,035,794.09	30,000.00	24,351.82	506,234.97	15,582,824.91	17,179,205.79
03/16/2017	Deposit	10,660.65					10,660.65
	Deposit - DR Horton	129,710.00					129,710.00
	Credit Card-3/15	1,402.16					1,402.16
	Credit Card-3/16	1,187.10					1,187.10
	Electronic	8,060.31					8,060.31
	Website-3/16	4,095.11					4,095.11
	Website-3/17	681.50					681.50
03/17/2017	Federal Taxes		(51,748.66)				(51,748.66)
03/17/2017	State Taxes		(8,003.03)				(8,003.03)
03/17/2017	PR Direct Deposit		(121,895.99)				(121,895.99)
03/17/2017	CalPERS 457		(21,767.16)				(21,767.16)
03/17/2017	VOYA 457		(6,957.38)				(6,957.38)
	Ck#28387-28440		(1,003,377.14)				(1,003,377.14)
	TRF#1496 - AP & PR	(1,213,749.36)	1,213,749.36				0.00
03/17/2017	Deposit	28,533.81					28,533.81
	Credit Card-3/16	291.48					291.48
	Credit Card-3/17	3,338.00					3,338.00
	Electronic	10,717.32					10,717.32
	Website-3/17	2,638.68					2,638.68
	Website-3/18	80.22					80.22
	Website-3/18	865.23					865.23
	Website-3/19	1,577.56					1,577.56
	Website-3/20	191.46					191.46
	Website-3/20	429.91					429.91
03/20/2017	Deposit	33,540.41					33,540.41
	Credit Card-3/17	904.64					904.64
	Credit Card-3/20	3,136.18					3,136.18
	Electronic	10,189.56					10,189.56
	Website-3/20	3,283.58					3,283.58
	Website-3/21	93.21					93.21
	Website-3/21	450.04					450.04
	ACH pmts	45,136.13					45,136.13
	Deposit Correction (3/20)	(52.20)					(52.20)
	Deposit Correction (3/21)	52.20					52.20
03/21/2017	Deposit	6,691.46					6,691.46
	Deposit - M/C	11,335.93					11,335.93
	Credit Card-3/20	590.37					590.37
	Credit Card-3/21	3,466.38					3,466.38
	Electronic	14,970.37					14,970.37
	Website-3/21	3,044.23					3,044.23
	Website-3/22	78.89					78.89
	Website-3/22	246.46					246.46
03/22/2017	Deposit	27,951.26					27,951.26
	Credit Card-3/21	772.09					772.09
	Credit Card-3/22	4,916.13					4,916.13
	Electronic	10,997.68					10,997.68
	Website-3/22	1,771.98					1,771.98
	Website-3/23	539.15					539.15
	Ck#28441-28500		(831,645.83)				(831,645.83)
	TRF#1499 - AP	(831,645.83)	831,645.83				0.00

Financial Account Information - March 2017

DATE	DESCRIPTION	Deposit Checking	General Checking	Investment Checking	Treasuries at cost	LAIF Invest. Fund	TOTAL ACTIVITY
02/28/2017	bal forward	1,035,794.09	30,000.00	24,351.82	506,234.97	15,582,824.91	17,179,205.79
03/23/2017	Deposit	17,282.85					17,282.85
	Deposit - M/C	4,260.60					4,260.60
	Credit Card-3/22	573.50					573.50
	Credit Card-3/23	1,892.00					1,892.00
	Electronic	7,816.22					7,816.22
	Website-3/23	1,138.24					1,138.24
	Website-3/24	2,730.96					2,730.96
03/24/2017	Deposit	32,140.92					32,140.92
	Credit Card-3/23	414.87					414.87
	Credit Card-3/24	2,379.44					2,379.44
	Electronic	12,446.37					12,446.37
	Website-3/24	2,142.49					2,142.49
	Website-3/25	2,586.52					2,586.52
	Website-3/26	1,501.72					1,501.72
	Website-3/27	61.53					61.53
	Website-3/27	512.64					512.64
03/27/2017	Deposit	64,757.89					64,757.89
	Credit Card-3/24	577.14					577.14
	Credit Card-3/27	3,414.32					3,414.32
	Electronic	12,341.45					12,341.45
	Website-3/27	3,057.06					3,057.06
	Website-3/28	66.62					66.62
	Website-3/28	217.02					217.02
	ACH pmts	56,622.35					56,622.35
03/28/2017	Deposit	4,873.16					4,873.16
	Deposit - M/C	8,221.00					8,221.00
	Deposit - M/C	4,542.69					4,542.69
	Deposit - RC Tax	563.96					563.96
	Credit Card-3/27	547.43					547.43
	Credit Card-3/28	2,299.64					2,299.64
	Electronic	14,675.66					14,675.66
	Website-3/28	2,681.77					2,681.77
	Website-3/29	765.14					765.14
03/29/2017	Deposit	27,294.33					27,294.33
	Credit Card-3/28	2,086.34					2,086.34
	Credit Card-3/29	3,610.63					3,610.63
	Electronic	6,529.48					6,529.48
	Website-3/29	1,463.49					1,463.49
	Website-3/30	67.68					67.68
	Website-3/30	246.96					246.96
03/30/2017	Deposit	12,828.52					12,828.52
	Deposit - M/C	521.36					521.36
	Credit Card-3/29	1,059.57					1,059.57
	Credit Card-3/30	1,621.61					1,621.61
	Electronic	6,179.20					6,179.20
	Website-3/30	2,739.14					2,739.14
	Website-3/31	2,459.46					2,459.46
03/31/2017	Federal Taxes		(49,701.22)				(49,701.22)
03/31/2017	State Taxes		(8,022.32)				(8,022.32)
03/31/2017	PR Direct Deposit		(119,247.26)				(119,247.26)
03/31/2017	CalPERS 457		(16,342.19)				(16,342.19)
03/31/2017	VOYA 457		(5,599.22)				(5,599.22)
	Ck#28501-28522		(353,292.72)				(353,292.72)
	TRF#1500 - AP & PR	(552,204.93)	552,204.93				0.00

Financial Account Information - March 2017

DATE	DESCRIPTION	Deposit Checking	General Checking	Investment Checking	Treasuries at cost	LAIF Invest. Fund	TOTAL ACTIVITY
02/28/2017	bal forward	1,035,794.09	30,000.00	24,351.82	506,234.97	15,582,824.91	17,179,205.79
03/31/2017	Deposit	12,334.03					12,334.03
	Deposit - M/C	23,479.60					23,479.60
	Credit Card-3/30	515.28					515.28
	Credit Card-3/31	8,910.02					8,910.02
	Electronic	10,034.04					10,034.04
	Website-3/31	1,384.25					1,384.25
	Website-3/31	1,191.74					1,191.74
	Website-4/1	3,331.37					3,331.37
	Website-4/2	4,070.81					4,070.81
	Website-4/3	874.87					874.87
	March '17 NSF's	(1,380.14)					(1,380.14)
3/31	retained in MM				6,440.08		6,440.08
							15,478,694.54
	TOTALS	135,282.78	30,000.00	24,351.82	506,235.03	14,782,824.91	15,478,694.54

Investment Summary - March 2017

U.S. TREASURIES						
Quantity	Description	Cusip	Maturity Date	Yield	Cost of Purchase	Market Value
496,000	US Treasury Note	912828WP1	June 15, 2017	0.875%	499,794.95	496,079.36
496,000	Total Values				499,794.95	496,079.36

Money Market Account Activity-Beginning Balance	6,440.02
3/31/17 - Dividend/Interest	0.06
Annual Activity charge - GL#43010-W/S/R	0.00
Income	0.06
Intra-Bank Transfers to/from Investment Checking	0.00
Fund Transfers	0.00
Cusip Maturity	0.00
Redemptions	0.00
Cusip Purchase	0.00
Purchases	0.00
Ending Balance - Money Market	6,440.08
US Treasury Securities Investment Principal	499,794.95
Total Assets	506,235.03

Investment Summary - March 2017

LOCAL AGENCY INVESTMENT FUND

PERIOD	TOTAL WITHDRAWAL AMOUNT	TOTAL DEPOSIT AMOUNT	ACCRUED INTEREST (QUARTERLY)	ENDING BALANCE
July 31, 2016	(\$3,000,000.00)	\$0.00	\$24,655.18	\$16,157,905.95
August 31, 2016	(\$3,000,000.00)	\$0.00	\$0.00	\$13,157,905.95
September 30, 2016	\$0.00	\$0.00	\$0.00	\$13,157,905.95
October 31, 2016	\$0.00	\$0.00	\$22,468.96	\$13,180,374.91
November 30, 2016	\$0.00	\$0.00	\$0.00	\$13,180,374.91
December 31, 2016	\$0.00	\$0.00	\$0.00	\$13,180,374.91
January 31, 2017	\$0.00	\$2,380,000.00	\$22,450.00	\$15,582,824.91
February 28, 2017	\$0.00	\$0.00	\$0.00	\$15,582,824.91
March 31, 2017	(\$800,000.00)	\$0.00	\$0.00	\$14,782,824.91
April 30, 2017	\$0.00	\$0.00	\$0.00	\$14,782,824.91
May 31, 2017	\$0.00	\$0.00	\$0.00	\$14,782,824.91
June 30, 2017	\$0.00	\$0.00	\$0.00	\$14,782,824.91

L.A.I.F. INCOME SUMMARY

CURRENT QUARTER

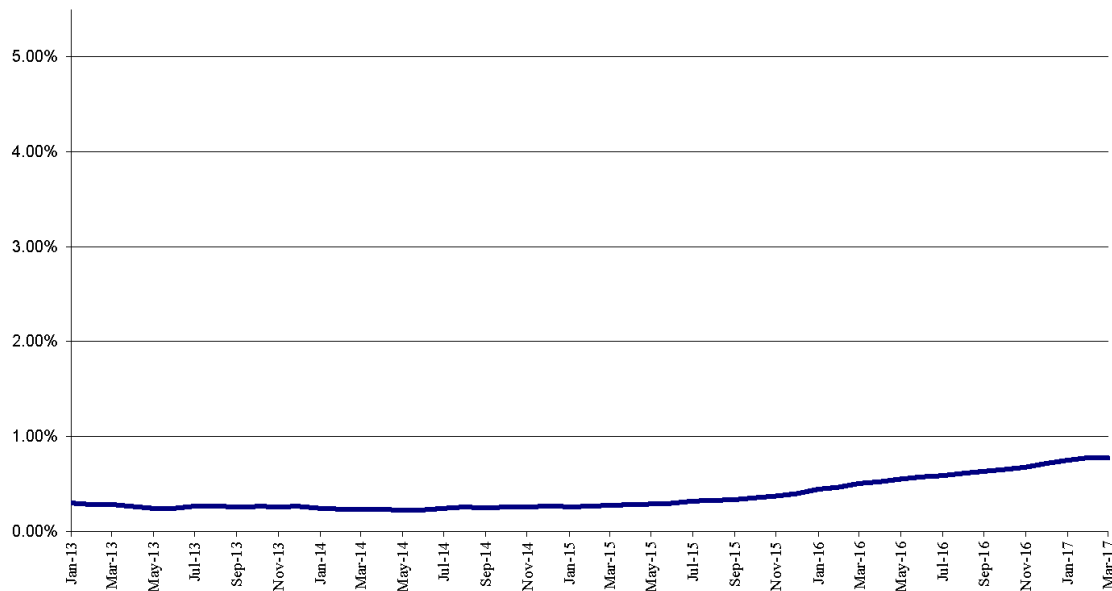
FY YEAR-TO-DATE

INCOME RECEIVED

\$22,450.00

\$69,574.14

Effective Yield of the LAIF Pooled Money Investment Account



Daily Deposit Allocation - March 2017

DATE	DESCRIPTION	QTY	DEPOSIT CHECKING DEPOSITS	AR Mail & Counter	AR Payment Centers	AR Credit Card	AR Electronic Rapid Pay	AR Web Site	AR ACH Auto Pay	AR TOTAL	AR Water Fees & Deposits	Water Allocation	Sewer Allocation	Recycled Allocation	RECAP TOTAL
03/01/2017	Mail & Counter	307	48,308.35	48,308.35						48,308.35					48,308.35
	Credit Cards	62	6,849.29			6,849.29				6,849.29					6,849.29
	Electronic	227	16,533.92				16,533.92			16,533.92					16,533.92
	Website - 60 fees	62	5,049.87					4,944.87		4,944.87	105.00				5,049.87
03/02/2017	Mail & Counter	267	28,133.88	28,133.88						28,133.88					28,133.88
	Deposit - M/C	-	618.37							0.00		438.37	180.00		618.37
	Credit Cards	34	3,693.52			3,693.52				3,693.52					3,693.52
	Electronic	237	15,495.43				15,495.43			15,495.43					15,495.43
	Website	63	5,633.52					5,523.27		5,523.27	110.25				5,633.52
03/03/2017	Mail & Counter	303	23,470.66	23,470.66						23,470.66					23,470.66
	Credit Cards	35	3,056.96			3,056.96				3,056.96					3,056.96
	Electronic	335	21,571.74				21,571.74			21,571.74					21,571.74
	Website - 109 fees	110	8,775.53					8,584.78		8,584.78	190.75				8,775.53
	ACH payment	542	52,661.93						52,661.93	52,661.93					52,661.93
03/06/2017	Mail & Counter	676	86,564.94	86,564.94						86,564.94					86,564.94
	Credit Cards	55	15,561.50			15,561.50				15,561.50					15,561.50
	Electronic	221	14,093.76				14,093.76			14,093.76					14,093.76
	Website	50	4,036.69					3,949.19		3,949.19	87.50				4,036.69
03/07/2017	Mail & Counter	101	7,082.58	7,082.58						7,082.58					7,082.58
	Transfer to Bad Debt			(101.47)						(101.47)		101.47			0.00
	Credit Cards	38	4,646.67			4,646.67				4,646.67					4,646.67
	Electronic	281	18,394.74				18,394.74			18,394.74					18,394.74
	Website - 47 fees	48	4,234.39					4,152.14		4,152.14	82.25				4,234.39
03/08/2017	Mail & Counter	239	25,137.98	25,137.98						25,137.98					25,137.98
	Deposit - M/C	-	4,099.82							0.00		4,099.82			4,099.82
	Credit Cards	41	4,310.26			4,310.26				4,310.26					4,310.26
	Electronic	133	9,670.03				9,670.03			9,670.03					9,670.03
	Website - 41 fees	43	3,685.36					3,613.61		3,613.61	71.75				3,685.36
03/09/2017	Mail & Counter	177	34,485.54	34,485.54						34,485.54					34,485.54
	Credit Cards	25	5,534.30			5,534.30				5,534.30					5,534.30
	Electronic	82	5,803.49				5,803.49			5,803.49					5,803.49
	Website	32	2,992.58					2,936.58		2,936.58	56.00				2,992.58
03/10/2017	Mail & Counter	173	32,136.83	32,136.83						32,136.83					32,136.83
	Deposit - M/C	-	2,601.02							0.00		2,601.02			2,601.02
	Credit Cards	33	3,336.41			3,336.41				3,336.41					3,336.41
	Electronic	149	19,959.78				19,959.78			19,959.78					19,959.78
	Website - 88 fees	91	9,152.37					8,996.37		8,996.37	154.00				9,152.37
	ACH payment	588	44,088.51						44,088.51	44,088.51					44,088.51
03/13/2017	Mail & Counter	447	56,329.78	56,329.78						56,329.78					56,329.78
	Credit Cards	44	4,740.25			4,740.25				4,740.25					4,740.25
	Electronic	154	14,337.63				14,337.63			14,337.63					14,337.63
	Website - 39 fees	41	4,525.19					4,456.94		4,456.94	68.25				4,525.19
03/14/2017	Mail & Counter	94	6,673.36	6,673.36						6,673.36					6,673.36
	Credit Cards	41	4,028.12			4,028.12				4,028.12					4,028.12
	Electronic	258	18,803.55				18,803.55			18,803.55					18,803.55
	Website - 43 fees	44	3,161.69					3,086.44		3,086.44	75.25				3,161.69
03/15/2017	Mail & Counter	250	37,892.87	37,892.87						37,892.87					37,892.87
	Credit Cards	44	4,452.93			4,452.93				4,452.93					4,452.93
	Electronic	133	8,831.80				8,831.80			8,831.80					8,831.80
	Website	40	3,293.74					3,223.74		3,223.74	70.00				3,293.74
	ACH payment	677	55,278.66						55,278.66	55,278.66					55,278.66
03/16/2017	Mail & Counter	140	10,660.65	10,660.65						10,660.65					10,660.65
	Deposit - DR Horton	-	129,710.00							0.00		81,105.00	48,605.00		129,710.00
	Credit Cards	24	2,589.26			2,589.26				2,589.26					2,589.26
	Electronic	131	8,060.31				8,060.31			8,060.31					8,060.31
	Website	45	4,776.61					4,697.86		4,697.86	78.75				4,776.61
03/17/2017	Mail & Counter	177	28,533.81	28,533.81						28,533.81					28,533.81
	Credit Cards	40	3,629.48			3,629.48				3,629.48					3,629.48
	Electronic	177	10,717.32				10,717.32			10,717.32					10,717.32

Daily Deposit Allocation - March 2017

DATE	Description	Qty	DEPOSIT CHECKING DEPOSITS	AR Mail & Counter	AR Payment Centers	AR Credit Card	AR Electronic Rapid Pay	AR Web Site	AR ACH Auto Pay	AR TOTAL	AR Water Fees & Deposits	Water Allocation	Sewer Allocation	Recycled Allocation	RECAP TOTAL
03/20/2017	Website - 78 fees	79	5,783.06							5,646.56	136.50				5,783.06
	Mail & Counter	406	33,540.41	33,540.41						33,540.41					33,540.41
	Credit Cards	44	4,040.82			4,040.82				4,040.82					4,040.82
	Electronic	160	10,189.56				10,189.56			10,189.56					10,189.56
	Website	47	3,826.83					3,744.58		3,744.58	82.25				3,826.83
	ACH payment	560	45,136.13						45,136.13	45,136.13					45,136.13
03/21/2017	Mail & Counter	98	6,691.46	6,691.46						6,691.46					6,691.46
	Deposit - M/C	-	11,335.93							0.00					11,335.93
	Credit Cards	48	4,056.75			4,056.75				4,056.75		11,263.21		72.72	4,056.75
	Electronic	225	14,970.37				14,970.37			14,970.37					14,970.37
	Website - 40 fees	42	3,369.58					3,299.58		3,299.58	70.00				3,369.58
03/22/2017	Mail & Counter	284	27,951.26	27,951.26						27,951.26					27,951.26
	Credit Cards	54	5,688.22			5,688.22				5,688.22					5,688.22
	Electronic	149	10,997.68				10,997.68			10,997.68					10,997.68
	Website	24	2,311.13					2,269.13		2,269.13	42.00				2,311.13
03/23/2017	Mail & Counter	133	17,282.85	17,282.85						17,282.85					17,282.85
	Deposit - M/C	-	4,260.60							0.00			180.00		4,260.60
	Credit Cards	23	2,465.50			2,465.50				2,465.50					2,465.50
	Electronic	112	7,816.22				7,816.22			7,816.22					7,816.22
	Website	26	3,869.20					3,823.70		3,823.70	45.50				3,869.20
03/24/2017	Mail & Counter	132	32,140.92	32,140.92						32,140.92					32,140.92
	Credit Cards	30	2,794.31			2,794.31				2,794.31					2,794.31
	Electronic	179	12,446.37				12,446.37			12,446.37					12,446.37
	Website	80	6,804.90					6,664.90		6,664.90	140.00				6,804.90
03/27/2017	Mail & Counter	488	64,757.89	64,757.89						64,757.89					64,757.89
	Credit Cards	49	3,991.46			3,991.46				3,991.46					3,991.46
	Electronic	162	12,341.45				12,341.45			12,341.45					12,341.45
	Website - 42 fees	43	3,340.70					3,267.20		3,267.20	73.50				3,340.70
	ACH payment	633	56,622.35						56,622.35	56,622.35					56,622.35
03/28/2017	Mail & Counter	73	4,873.16	4,873.16						4,873.16					4,873.16
	Deposit - M/C	-	8,221.00							0.00			8,221.00		8,221.00
	Deposit - RC Tax	-	4,542.69							0.00		4,542.69			4,542.69
	Deposit - RC Tax	-	563.96							0.00		563.96			563.96
	Credit Cards	33	2,847.07			2,847.07				2,847.07					2,847.07
	Electronic	218	14,675.66				14,675.66			14,675.66					14,675.66
	Website	43	3,446.91					3,371.66		3,371.66	75.25				3,446.91
03/29/2017	Mail & Counter	243	27,294.33	27,294.33						27,294.33					27,294.33
	Credit Cards	42	5,696.97			5,696.97				5,696.97					5,696.97
	Electronic	99	6,529.48				6,529.48			6,529.48					6,529.48
03/30/2017	Mail & Counter	127	12,828.52	12,828.52				1,741.38		12,828.52	36.75				12,828.52
	Deposit - M/C	-	521.36							0.00		521.36			521.36
	Credit Cards	25	2,681.18			2,681.18				2,681.18					2,681.18
	Electronic	96	6,179.20				6,179.20			6,179.20					6,179.20
	Website - 60 fees	61	5,196.60					5,093.60		5,093.60	105.00				5,196.60
03/31/2017	Mail & Counter	187	12,334.03	12,334.03						12,334.03					12,334.03
	Deposit - M/C	-	23,470.60							0.00			8,221.00		23,470.60
	Credit Cards	36	9,425.30			9,425.30				9,425.30					9,425.30
	Electronic	143	10,034.04				10,034.04			10,034.04					10,034.04
	Website	18	1,384.25					1,352.75		1,352.75	31.50				1,384.25
	Website - 120 fees	122	9,468.79					9,258.79		9,258.79	210.00				9,468.79
Mar-17	Utility Pmt Crtr-223		(16,425.70)	(16,425.70)						0.00					0.00
	March 17 NSF's		(1,380.14)	(1,380.14)						(1,380.14)					(1,380.14)
SB tax each			\$41,323.59 (3/10)							0.00					0.00
TOTALS		14,758	1,615,947.53	647,198.75	16,425.70	110,126.53	288,453.53	107,701.82	253,787.58	1,423,693.71	2,188.00	124,576.10	65,407.00	72.72	1,615,947.53
TOTAL # AR PAYMENTS				5,298	223	901	4,061	1,275	3,000	14,758					
PERCENT OF TOTAL RECEIVED				35.90%	1.51%	6.11%	27.52%	8.64%	20.33%	100%					

FY 2017 - Water Revenue

ACCOUNT#	DESCRIPTION	BUDGET	Qtr 1 Totals	Oct '16	Nov '16	Dec '16	Jan '17	Feb '17	Mar '17	Year to Date	Percentage YTD
02-40010	Sales - Water	6,054,000	1,501,778	514,443	474,518	303,716	205,699	165,494	202,671	3,368,320	55.64%
02-40011	Sales - Construction Water	20,000	2,459	827	(14,431)	621	297	219	185	(9,824)	-49.12%
02-40012	Sales - Imported Water (SGPWA)	250,000	69,821	19,267	15,789	11,442	7,855	6,490	8,366	139,030	55.61%
02-40013	Sales - Imported Water (MUNI)	850,000	188,564	70,952	82,969	44,349	30,506	24,381	29,674	471,396	55.46%
02-40014	Sales Disc.-Multi Units Usage Chrg.	(105,000)	(24,610)	(9,098)	(9,997)	(7,435)	(6,956)	(6,533)	(7,730)	(72,362)	68.92%
02-40015	Water Wholesale Revenue	237,600	52,747	8,170	10,909	12,786	131,897	10,374	12,679	239,563	100.83%
02-40016	Service Establishment Fee	5,000	1,025	0	400	350	525	0	150	2,450	49.00%
02-41000	Service Demand Charges	3,173,000	586,498	260,503	260,991	260,845	260,973	261,041	262,591	2,153,442	67.87%
02-41001	Fire Service Standby Fees	30,000	8,297	3,498	3,681	3,619	3,241	3,200	3,886	29,423	98.08%
02-41003	Construction Service Charge	15,000	2,125	1,060	1,136	1,141	773	773	899	7,907	52.71%
02-41005	Sales Disc-Multi Units Service Chrg.	(135,000)	(25,736)	(11,376)	(11,376)	(11,376)	(11,376)	(11,376)	(11,376)	(93,994)	69.63%
02-41010	Unauthorized Use of Water Charge	2,000	0	0	0	0	0	0	0	0	0.00%
02-41110	Meter/Lateral Installation	65,000	15,375	0	5,625	4,875	7,500	0	2,625	36,000	55.38%
02-41112	Fire Flow Test Fees	3,500	300	450	75	150	75	300	225	1,575	45.00%
02-41113	Disconnect/Reconnect Fees	125,000	31,420	8,870	12,525	13,210	14,150	9,675	6,995	96,845	77.48%
02-41121	Penalty - Late Charges	125,000	37,316	16,266	10,784	11,998	9,268	8,990	5,373	99,995	80.00%
02-42123	Management & Accounting Fees	160,000	40,039	13,329	13,329	13,329	13,329	13,329	13,329	120,013	75.01%
02-41124	Bad Debt	(20,000)	0	0	0	0	0	0	0	0	0.00%
02-43010	Interest Earned	30,000	6	10,111	0	977	10,046	0	0	21,140	70.47%
02-43110	Property Tax - Unsecured	115,000	0	7,136	106,052	(50,526)	216	42	(570)	62,350	54.22%
02-43120	Property Tax - Secured	2,500,000	0	0	194,769	977,664	129,398	55,832	40,922	1,398,585	55.94%
02-43130	Tax Collection - Prior	20,000	0	3,597	12,908	(8,509)	1,694	758	858	11,306	56.53%
02-43140	Other Taxes	160,000	0	(27)	4,986	7,216	87,630	168	676	100,649	62.91%
02-49110	Rental Income (WATER STOCK)	1,700	0	0	0	0	0	0	0	0	
02-49150	Revenue - Misc. Non-Operating	100,000	22,601	4,094	4,150	4,086	16,007	3,875	5,259	60,072	60.07%
	WATER OPERATING REVENUE	13,781,800	2,510,026	922,072	1,179,791	1,594,529	912,745	547,031	577,689	8,243,883	59.82%
	Grants	0	0							0	
02-89901	Facility Capacity Charges	0	442,958	0	72,781	175,214	118,339	80,868		890,160	
02-89902	Sustainability	0	52,485	2,163	13,209	28,119	41,978	12,576		150,530	
	TOTAL WATER REVENUE	13,781,800	3,005,469	924,235	1,265,781	1,797,862	1,073,062	640,475	577,689	9,284,573	

FY 2017 - Sewer Revenue

ACCOUNT#	DESCRIPTION	BUDGET	Qtr 1 Totals	Oct '16	Nov '16	Dec '16	Jan '17	Feb '17	Mar '17	Year to Date	Percentage YTD
03-40016	Sales - Establish Service Fee	500	450	100	0	25	0	0	0	575	115.00%
03-41000	Sales - Sewer Charges	11,952,045	2,233,311	953,791	988,553	946,507	956,105	946,596	956,346	7,961,209	66.61%
03-41005	Sales Disc-Multi Units Service Chrg.	(200,000)	(42,758)	(18,297)	(18,309)	(18,256)	(18,230)	(18,239)	(18,245)	(152,333)	75.17%
03-41110	Meter/Lateral Installation	2,500	0	0	0	0	0	0	0	0	0.00%
03-41121	Penalty - Late Charges	150,000	30,643	11,066	9,160	11,002	10,710	13,693	8,752	95,026	63.35%
03-41124	Bad Debt	(20,000)	0	0	0	0	0	0	0	0	0.00%
03-41131	Front Footage Fees	0	0	0	0	24,330	0	0	0	24,330	0.00%
03-42122	Revenue - Other Operating	5,682	360	180	180	0	0	0	180	900	15.84%
03-43010	Interest Earned	35,000	0	10,111	0	977	10,046	0	0	21,134	60.38%
03-43110	Property Tax - Unsecured	50,000	0	0	0	50,000	0	0	0	50,000	100.00%
03-43120	Property Tax - Secured	175,000	0	0	0	175,000	0	0	0	175,000	100.00%
03-43130	Tax Collection - Prior	10,000	0	0	0	10,000	0	0	0	10,000	100.00%
03-43140	Other Taxes	1,500	0	0	0	1,500	0	0	0	1,500	100.00%
03-49150	Misc. Non-Oper Revenue	40,000	2,419	0	0	0	0	0	180	2,599	6.50%
	SEWER OPERATING REVENUE	12,202,227	2,224,425	956,951	959,584	1,201,084	958,631	942,050	947,213	8,189,940	67.12%
	Grants	0	0							0	
03-89901	Facility Capacity Charges	0	460,959	24,400	123,315	115,094	164,420	0	57,547	945,735	
03-89903	Contrib Capital-Front Footage Fees	0	0	0	0	19,500	0	0	7,500	27,000	
03-89905	Contrib Capital-Infrastructure	0	0	0	0	0				0	
	TOTAL SEWER REVENUE	12,202,227	2,685,384	981,351	1,082,899	1,335,678	1,123,051	942,050	1,012,260	9,162,675	

FY 2017 - Recycled Revenue

ACCOUNT#	DESCRIPTION	BUDGET	Qtr 1 Totals	Oct '16	Nov '16	Dec '16	Jan '17	Feb '17	Mar '17	Year to Date	Percentage YTD
04-40010	Sales - Recycled Water	552,850	608,314	191,673	434,992	(961,762)	6,021	3,317	6,870	289,425	52.35%
04-40011	Sales - Construction Water	20,000	2,819	467	1,869	896	63	22	27	6,164	30.82%
04-41000	Sales - Service Demand Chrg.	50,000	10,825	4,734	4,698	4,720	4,717	4,739	5,974	40,406	80.81%
04-41003	Const. Water Minimum Chrg.	5,000	515	331	391	285	258	258	294	2,332	46.64%
04-41110	Meter/Lateral installation	2,000	1,570	0	5,200	325	0	0	0	7,095	354.75%
04-41121	Penalty - Late Charges	500	100	178	121	130	221	(21)	34	763	152.60%
04-41122	Revenue - Other Operating	250	0	0	0	0	0	0	0	0	0.00%
04-43010	Interest Earned	7,500	0	2,247	0	217	2,233	0	0	4,696	62.62%
04-43110	Property Tax - Unsecured	1,000	0	0	0	1,000	0	0	0	1,000	100.00%
04-43120	Property Tax - Secured	15,000	0	0	0	15,000	0	0	0	15,000	100.00%
04-43130	Property Tax - Prior	1,000	0	0	0	1,000	0	0	0	1,000	100.00%
04-43140	Property Tax - Other	1,000	0	0	0	1,000	0	0	0	1,000	100.00%
04-49150	Misc. Non-Operating Revenue	1,000	0	0	0	0	0	0	73	73	7.27%
	RECYCLED OPERATING REVENUE	657,100	624,143	199,630	447,271	(937,188)	13,512	8,315	13,273	368,955	56.15%
	Grants	0	0							0	
04-89901	Facility Capacity Charges	0	67,668	0	60,803	5,607	43,502	0	0	177,580	
	TOTAL RECYCLED REVENUE	657,100	691,811	199,630	508,074	(931,581)	57,014	8,315	13,273	546,535	

FY 2017 - Water Expenses

ACCOUNT#	DESCRIPTION	BUDGET	Qtr 1 Totals	Oct '16	Nov '16	Dec '16	Jan '17	Feb '17	Mar '17	Year to Date	Percentage YTD
02-5-01-50010	Labor-Water Resources	935,000	186,482	59,293	68,871	66,288	64,080	63,592	94,790	603,396	64.53%
02-5-01-50011	Labor Credit	0	0	0	0	0	0	0	0	0	
02-5-01-50013	Benefits-Fica	65,000	15,288	4,895	5,642	5,465	5,280	5,242	7,763	49,574	76.27%
02-5-01-50014	Benefits-Life Insurance	3,000	797	261	299	299	288	285	285	2,514	83.81%
02-5-01-50016	Benefits-HealthDefrd Comp	180,000	49,077	4,677	15,572	16,153	16,380	16,374	17,696	135,929	75.52%
02-5-01-50017	Benefits-Disability Insurance	11,000	2,602	851	963	927	908	904	1,196	8,351	75.92%
02-5-01-50019	Benefits-Workers Compensation	43,000	8,026	637	3,438	6,815	6,876	3,438	0	29,229	67.97%
02-5-01-50021	Benefits-PERS	50,000	10,728	3,330	3,445	3,450	3,392	3,403	4,957	32,705	65.41%
02-5-01-50022	Benefits-PERS-Employer	100,000	12,321	4,083	4,354	4,342	4,292	4,305	6,229	39,925	39.93%
02-5-01-50023	Benefits-Uniforms	3,250	522	166	155	218	163	161	252	1,638	50.41%
02-5-01-50024	Benefits-Vacation & Sick Pay	3,000	2,085	617	617	617	617	617	852	6,021	200.68%
02-5-01-50025	Benefits-Boot Allowance	1,900	600	0	200	0	168	0	0	968	50.94%
02-5-01-51003	R&M - Structures	200,000	41,516	14,494	107,376	5,947	4,832	32,230	26,938	233,333	116.67%
02-5-01-51011	R&M - CLA Valves	7,500	2,044	176	88	1,490	838	707	0	5,256	70.08%
02-5-01-51140	General Supplies & Expenses	1,250	83	166	88	99	40	93	0	568	45.48%
02-5-01-51210	Utilities - Power Purchases	1,400,000	352,259	106,385	109,795	50,689	75,512	30,255	80,480	805,374	57.53%
02-5-01-51211	Utilities - Electricity & Fuel	5,000	890	324	306	354	378	326	375	2,953	59.05%
02-5-01-51316	Imported Water Purchases	1,100,000	364,433	128,140	141,541	100,892	45,315	58,554	0	838,875	76.26%
02-5-01-54019	Licenses & Permits	25,000	925	1,876	1,438	1,438	1,464	0	2,350	9,490	37.96%
02-5-01-54110	Laboratory Services	75,000	18,498	9,181	6,845	7,202	8,657	5,980	6,256	62,617	83.49%
02-5-01-57040	YVRWFF Operating Expense	797,000	181,513	65,807	58,374	68,738	45,678	71,566	66,676	558,352	70.06%
	WATER RESOURCE TOTALS	5,005,900	1,250,689	405,557	529,318	341,424	285,156	298,030	317,095	3,427,069	68.46%
02-5-03-50010	Labor-Public Works	1,200,000	258,318	81,990	84,919	80,293	78,818	79,982	117,884	782,204	65.18%
02-5-03-50011	Labor Credit	0	(830)	0	(288)	(230)	(3,319)	(904)	0	(5,570)	
02-5-03-50013	Benefits-Fica	82,500	21,079	6,708	6,919	6,004	6,421	6,511	9,608	63,252	76.67%
02-5-03-50014	Benefits-Life Insurance	5,500	2,032	666	636	636	636	636	636	5,877	106.85%
02-5-03-50016	Benefits-HealthDefrd Comp	300,000	120,719	7,875	31,621	30,252	30,897	31,374	33,500	286,238	95.41%
02-5-03-50017	Benefits-Disability Insurance	15,500	4,347	1,394	1,331	1,289	1,356	1,358	1,715	12,790	82.52%
02-5-03-50019	Benefits-Workers Compensation	45,000	8,346	637	3,438	6,815	6,876	3,438	0	29,549	65.66%
02-5-03-50021	Benefits-PERS	73,000	8,165	3,066	2,916	3,667	3,041	3,012	4,768	28,636	39.23%
02-5-03-50022	Benefits-PERS Employer	150,000	17,575	5,560	5,317	5,535	5,421	5,393	8,097	52,899	35.27%
02-5-03-50023	Benefits-Uniforms	7,500	1,413	437	438	639	445	433	561	4,367	58.22%
02-5-03-50024	Benefits-Vacation & Sick Pay	1,000	1,419	394	394	394	394	394	591	3,980	397.95%
02-5-03-50025	Benefits-Boot Allowance	3,500	200	130	1,577	854	600	0	0	3,360	96.01%
02-5-03-51001	R & M - Vehicles & Equipment	160,000	55,404	22,396	33,029	25,057	12,400	16,037	5,217	169,540	105.96%
02-5-03-51011	R&M - Valves	10,000	3,084	389	0	0	0	0	550	4,002	40.02%
02-5-03-51020	R&M - Pipelines	225,000	57,775	25,817	4,653	5,302	2,299	12,466	19,970	128,282	57.01%
02-5-03-51021	R&M - Service Lines	175,000	38,644	20,445	9,768	2,487	3,410	7,634	12,698	95,085	54.33%
02-5-03-51022	R&M - Fire Hydrants	40,000	4,829	386	1,625	5,545	(246)	3,487	3,208	18,835	47.09%
02-5-03-51030	R&M - Water Meters	75,000	66,607	8,496	236	1,587	6,356	2,149	8,623	94,053	125.40%
02-5-03-51031	Fire Flow Testing	0	2,557	2,514	545	943	1,156	1,701	0	9,415	
02-5-03-51092	Equipment Credits	0	(408)	0	(84)	(32)	(1,080)	(559)	0	(2,163)	
	General Supplies & Expenses	1,000	97	86	0	0	11	181	0	376	37.57%
	PUBLIC WORKS TOTALS	2,569,500	671,351	189,386	188,989	177,037	155,892	174,722	227,626	1,785,005	69.47%

FY 2017 - Water Expenses

ACCOUNT#	DESCRIPTION	BUDGET	Qtr 1 Totals	Oct '16	Nov '16	Dec '16	Jan '17	Feb '17	Mar '17	Year to Date	Percentage YTD
02-5-06-50010	Labor-Administration	750,000	175,063	49,955	52,046	53,542	52,815	61,689	74,478	519,588	69.28%
02-5-06-50011	Labor Credit	0	0	0	(40)	0	0	0	0	(40)	
02-5-06-50012	Director Fees	20,000	2,955	1,900	1,407	1,407	1,759	2,622	2,404	14,454	72.27%
02-5-06-50013	Benefits-FICA	50,000	13,157	3,901	3,816	3,629	4,751	5,602	6,766	41,622	83.24%
02-5-06-50014	Benefits-Life Insurance	3,000	785	259	253	263	288	300	294	2,441	81.38%
02-5-06-50016	Benefits-Health/Defrd Comp	165,000	52,700	7,352	16,473	17,215	18,482	19,328	20,493	152,403	92.37%
02-5-06-50017	Benefits-Disability Insurance	7,000	1,908	563	500	517	737	803	925	5,953	85.04%
02-5-06-50019	Benefits-Workers Compensation	12,000	2,000	637	1,000	4,000	2,000	1,000	0	10,637	88.64%
02-5-06-50021	Benefits-PERS	42,000	10,112	3,210	3,168	2,939	3,153	3,013	4,387	29,983	71.39%
02-5-06-50022	Benefits-PERS Employer	87,000	12,512	3,750	3,872	3,829	3,940	3,757	5,481	37,141	42.69%
02-5-06-50023	Uniforms	2,000	344	112	110	160	114	117	135	1,092	54.61%
02-5-06-50024	Benefits-Vacation & Sick Pay	12,000	1,977	481	614	614	1,048	707	1,186	6,627	55.23%
02-5-06-50025	Benefits-Boots	1,000	536	200	200	0	200	0	0	1,136	113.58%
02-5-06-51003	R&M - Structures	40,000	8,854	11,523	11,711	14,946	34,482	43,771	29,032	154,319	386.80%
02-5-06-51031	Expense Credits (overhead)	0	(872)	0	(249)	(311)	(1,221)	(219)	0	(2,872)	
02-5-06-51120	Safety Equipment/Supplies	25,000	4,681	558	2,842	3,043	2,155	4,081	557	17,917	71.67%
02-5-06-51125	Petroleum Products	100,000	21,336	8,142	5,922	8,064	7,446	5,933	6,608	63,452	63.45%
02-5-06-51130	Office Supplies & Expenses	30,000	10,693	6,886	4,749	6,560	854	1,438	415	31,594	105.31%
02-5-06-51140	General Supplies & Expenses	30,000	3,301	5,908	2,164	1,867	7,582	2,866	574	24,262	80.87%
02-5-06-51199	Disaster Incidences	0	0	0	0	0	0	0	0	0	
02-5-06-51211	Utilities - Electricity	30,000	9,455	2,779	2,084	1,759	1,891	1,925	1,952	21,844	72.81%
02-5-06-51213	Utilities - Natural Gas	3,000	97	44	95	517	541	317	238	1,849	61.65%
02-5-06-54002	Dues & Subscriptions	16,500	1,215	344	4,021	4,957	4,229	0	1,282	16,048	97.26%
02-5-06-54005	Computer Expenses	100,000	17,646	26,635	11,755	19,034	4,498	2,325	12,012	93,904	93.90%
02-5-06-54010	Postage	5,000	292	0	26	141	9	1,055	37	1,560	31.20%
02-5-06-54011	Printing & Publications	7,500	173	0	100	49	457	101	109	989	13.19%
02-5-06-54012	Education & Training	15,000	2,787	1,331	307	686	158	482	3,004	8,754	58.36%
02-5-06-54013	Utility Billing Expenses	150,000	44,568	12,253	9,391	15,891	12,934	12,789	7,162	114,988	76.66%
02-5-06-54014	Public Relations	50,000	599	87	600	288	0	420	279	2,254	4.51%
02-5-06-54016	Travel Related Expenses	10,000	210	0	51	1,243	60	787	176	2,526	25.26%
02-5-06-54017	Certifications & Renewals	7,000	1,104	1,105	921	483	1,094	452	503	5,662	80.89%
02-5-06-54020	Meeting Related Expenses	6,000	812	779	125	89	1,457	88	1,322	4,672	77.86%
02-5-06-54022	Utilities - YVWD Services	0	22,165	7,801	6,095	3,847	4,348	3,565	0	47,821	
02-5-06-54024	Utilities - Waste Disposal	2,500	532	273	209	177	209	177	177	1,756	70.22%
02-5-06-54025	Utilities - Telephone & Internet	92,000	10,526	3,614	4,037	3,671	4,069	3,212	2,332	31,461	34.20%
02-5-06-54039	Conservation & Rebates	250,000	(4,133)	3,194	2,726	3,625	774	0	0	6,186	2.47%
02-5-06-54104	Contractual Services	80,000	23,776	8,129	3,935	4,944	13,699	2,927	27,169	84,577	105.72%
02-5-06-54107	Legal	40,000	9,216	2,218	17,814	5,257	7,903	1,875	12,143	56,428	141.07%
02-5-06-54108	Audit & Accounting	16,000	9,450	1,305	0	0	0	0	0	10,755	67.22%
02-5-06-54109	Professional Fees	250,000	125,043	77,397	8,512	12,680	11,893	15,058	2,500	253,082	101.23%
02-5-06-55500	Depreciation Reserves	209,235	52,320	17,435	17,435	17,435	17,435	17,435	17,435	156,930	75.00%
02-5-06-56001	Infrastructure Replacement	1,000,000	250,030	83,330	83,330	83,330	83,330	83,330	83,330	750,010	75.00%
02-5-06-57030	Insurance	100,000	23,567	7,860	8,150	7,860	7,860	7,860	7,860	71,017	71.02%
02-5-06-57090	Regulatory Compliance	25,000	1,313	308	1,074	1,375	6,196	1,566	719	12,551	50.20%
02-5-06-57096	Election Related Expenses	10,000	0	0	0	0	0	0	0	0	
02-5-06-57096	Beaumont Basin Watermaster	60,000	0	0	0	0	0	26,738	0	26,738	44.56%
02-5-06-57199	Suspense	0	0	0	0	0	0	0	0	0	
ADMINISTRATION TOTALS		3,910,735	924,806	363,557	293,349	311,602	325,988	341,293	335,474	2,896,069	74.05%

FY 2017 - Water Expenses

ACCOUNT#	DESCRIPTION	BUDGET	Qtr 1 Totals	Oct '16	Nov '16	Dec '16	Jan '17	Feb '17	Mar '17	Year to Date	Percentage YTD
02-5-40-57201	Debt Srv-Series 2015A Princ.(25009)	1,030,000	1,030,000	0	0	0	0	0	0	1,030,000	100.00%
02-5-40-57402	Interest-Long-Term Debt Bonds	1,285,665	640,556	0	0	0	0	625,106	0	1,285,663	100.00%
	40 - Debt	2,295,665	1,670,556	0	0	0	0	625,106	0	2,295,663	100.00%
02-5-40-57001	Asset Acq. - Water Resources	0	0	0	0	0	0	0	0	0	-
02-5-40-57003	Asset Acq. - Public works	0	0	0	0	0	0	0	0	0	-
02-5-40-57006	Asset Acq. - Admin	0	0	16,455	0	0	0	0	0	16,455	-
	40 - Capital Outlay	0	0	16,455	0	0	0	0	0	16,455	-
			4,517,403							10,420,259	
	TOTAL WATER EXPENSES	13,781,800	4,517,403	974,754	1,011,656	830,062	767,037	1,439,151	880,195	10,420,259	75.61%

FY 2017 - Sewer Expenses

ACCOUNT#	DESCRIPTION	BUDGET	Qtr 1 Totals	Oct '16	Nov '16	Dec '16	Jan '17	Feb '17	Mar '17	Year to Date	Percentage YTD
03-5-02-50010	Labor-S Treatment	895,000	196,729	66,706	74,261	70,162	70,907	73,204	108,800	660,769	73.83%
03-5-02-50013	Benefits-Fica	75,000	15,989	5,414	5,994	5,327	5,753	5,928	8,767	53,171	70.89%
03-5-02-50014	Benefits-Life Insurance	5,000	900	299	328	328	317	314	314	2,798	55.95%
03-5-02-50016	Benefits-HealthDefrd Comp	200,000	54,448	4,407	16,319	16,591	17,096	17,074	18,362	144,298	72.15%
03-5-02-50017	Benefits-Disability Insurance	15,000	2,955	942	935	811	993	1,014	1,342	8,992	59.95%
03-5-02-50019	Benefits-Workers Compensation	45,000	8,026	637	3,438	6,815	6,876	3,438	0	29,229	64.95%
03-5-02-50021	Benefits-PERS	60,000	12,008	3,802	3,937	3,893	3,884	3,884	5,743	37,152	61.92%
03-5-02-50022	Benefits-PERS Employer	130,000	13,879	4,595	4,795	4,795	4,828	4,828	7,083	44,803	34.46%
03-5-02-50023	Benefits-Uniforms	5,000	732	275	214	237	199	211	422	2,291	45.81%
03-5-02-50024	Benefits-Vacation & Sick Pay	5,000	1,090	332	332	332	332	332	425	3,177	63.54%
03-5-02-50025	Benefits-Boot Allowance	2,400	551	0	395	357	152	0	0	1,454	60.60%
03-5-02-51003	R&M - Structures	325,000	44,233	8,651	43,481	10,936	20,429	7,418	12,943	148,092	45.57%
03-5-02-51010	R&M - Automation Control	65,000	16,334	4,305	475	5,423	4,134	10,693	21,451	62,815	96.64%
03-5-02-51106	Chemicals	450,000	146,625	63,680	38,894	39,175	42,885	24,943	54,217	410,418	91.20%
03-5-02-51111	Propane	5,000	2,024	0	0	3,088	0	0	0	5,112	102.25%
03-5-02-51115	Laboratory Supplies	30,000	13,293	4,369	4,512	1,163	3,174	1,259	1,464	29,234	97.45%
03-5-02-51140	General Supplies & Expenses	1,000	6	1,177	0	235	0	0	281	1,698	169.84%
03-5-02-51210	Utilities - Power Purchases	850,000	207,681	68,503	54,540	56,140	811	120,139	70,314	578,129	68.02%
03-5-02-54110	Laboratory Services	120,000	25,996	10,602	6,451	8,621	5,189	7,769	6,013	70,642	58.87%
03-5-02-57031	Sludge Disposal	300,000	67,118	13,669	21,731	22,626	25,861	20,028	0	171,031	57.01%
03-5-02-57034	Brine Operating Expenses	255,000	8,689	74,278	1,533	3,414	104,874	28,636	1,562	222,986	87.45%
	TREATMENT TOTALS	3,838,400	839,306	336,642	282,564	260,471	318,692	331,111	319,503	2,688,290	70.04%

FY 2017 - Sewer Expenses

ACCOUNT#	DESCRIPTION	BUDGET	Qtr 1 Totals	Oct '16	Nov '16	Dec '16	Jan '17	Feb '17	Mar '17	Year to Date	Percentage YTD
03-5-06-50010	Labor-Administration	700,000	162,497	46,365	48,455	49,952	49,225	58,099	69,092	483,685	69.10%
03-5-06-50011	Labor Credit	0	0	0	0	(15)	0	0	0	(15)	
03-5-06-50012	Directors Fees	20,000	2,955	1,900	1,407	1,407	1,759	2,622	2,404	14,454	72.27%
03-5-06-50013	Benefits-FICA	45,000	12,124	3,608	3,525	3,499	4,453	5,304	6,316	38,828	86.29%
03-5-06-50014	Benefits-Life Insurance	3,000	753	247	242	251	275	288	281	2,338	77.92%
03-5-06-50016	Benefits-Health/Defrd Comp	155,000	47,850	6,065	15,027	15,736	17,276	17,878	20,079	139,912	90.27%
03-5-06-50017	Benefits-Disability Insurance	7,500	1,676	528	497	517	702	768	872	5,560	74.13%
03-5-06-50019	Benefits-Workers Compensation	25,000	2,000	637	1,000	4,000	2,000	1,000	0	10,637	42.55%
03-5-06-50021	Benefits-PERS	40,000	8,336	2,980	2,895	2,488	2,902	2,733	4,102	26,436	66.09%
03-5-06-50022	Benefits PERS Employer	55,000	11,686	3,483	3,620	3,556	3,667	3,515	5,170	34,697	63.08%
03-5-06-50023	Benefits-Uniforms	2,000	188	58	58	103	58	58	73	595	29.76%
03-5-06-50024	Benefits-Vacation & Sick Pay	15,000	1,977	481	614	614	1,048	707	1,186	6,627	44.18%
03-5-06-50025	Benefits-Boot Allowance	1,750	200	0	0	0	0	0	0	200	11.43%
03-5-06-51120	Safety Equipment/Supplies	10,000	3,440	2,413	2,167	307	865	631	0	9,822	98.22%
03-5-06-51125	Petroleum Products	20,000	10,012	1,200	1,200	1,200	1,200	1,200	1,200	17,212	86.06%
03-5-06-51130	Office Supplies	4,000	991	5,226	168	925	53	0	0	7,363	184.06%
03-5-06-51140	General Supplies & Expenses	20,000	1,176	5,879	2,379	669	6,130	95	335	16,663	83.32%
03-5-06-51199	Disaster Repairs (lift station 2)	0	0	0	0	0	0	0	0	0	
03-5-06-54002	Dues & Subscriptions	10,000	1,799	172	3,415	1,812	3,420	0	0	10,618	106.18%
03-5-06-54003	Management & Admin Services	160,000	40,039	13,329	13,329	13,329	13,329	13,329	13,329	120,013	75.01%
03-5-06-54005	Computer Expenses	95,000	14,939	23,846	12,335	18,972	4,648	2,125	11,365	88,230	92.87%
03-5-06-54011	Printing & Publications	5,500	30	0	100	49	457	27	0	662	12.04%
03-5-06-54012	Education & Training	7,000	4,842	241	307	594	158	347	1,780	8,267	118.11%
03-5-06-54014	Public Relations	7,500	353	0	139	0	0	420	279	1,191	15.88%
03-5-06-54016	Travel Related Expenses	7,500	2,055	0	34	1,196	29	787	240	4,340	57.86%
03-5-06-54017	Certifications & Renewals	7,000	627	893	430	878	173	0	330	3,331	47.59%
03-5-06-54019	Licenses & Permits	60,000	11,660	0	1,982	45,380	0	3,391	0	62,413	104.02%
03-5-06-54020	Meeting Related Expenses	5,000	541	764	130	108	1,241	88	898	3,770	75.40%
03-5-06-54022	Utilities - YVWD Services	0	424	127	127	127	127	127	0	1,061	
03-5-06-54024	Utilities - Waste Disposal	13,000	3,333	1,058	1,058	1,058	1,058	1,058	1,058	9,682	74.48%
03-5-06-54025	Utilities - Telephone & Internet	152,045	4,714	1,544	(66)	7,108	5,282	4,308	3,858	26,748	17.59%
03-5-06-54030	Drinking Water	1,000	332	82	119	0	126	0	90	748	74.85%
03-5-06-54104	Contractual Services	35,000	13,176	11,739	1,102	3,089	8,792	1,102	25,533	64,533	184.38%
03-5-06-54107	Legal	45,000	6,291	1,731	17,364	3,757	8,578	2,738	12,143	52,603	116.89%
03-5-06-54108	Audit & Accounting	16,000	9,450	1,305	0	0	0	0	0	10,755	67.22%
03-5-06-54109	Professional Fees	150,000	39,843	13,939	15,996	7,306	22,843	65,278	2,500	167,705	111.80%
03-5-06-55500	Depreciation Reserves	563,300	140,840	46,940	46,940	46,940	46,940	46,940	46,940	422,480	75.00%
	Infrastructure Replacement	700,000	175,030	58,330	58,330	58,330	58,330	58,330	58,330	525,010	75.00%
03-5-06-56001	Insurance	100,000	23,667	7,860	7,860	7,860	7,860	7,860	7,860	70,827	70.83%
03-5-06-57030	Regulatory Compliance	35,000	4,989	0	4,204	12,209	23,714	34	0	45,150	129.00%
	ADMINISTRATION TOTALS	3,298,095	766,835	264,970	268,488	315,310	298,718	303,185	297,644	2,515,151	76.26%

FY 2017 - Sewer Expenses

ACCOUNT#	DESCRIPTION	BUDGET	Qtr 1 Totals	Oct '16	Nov '16	Dec '16	Jan '17	Feb '17	Mar '17	Year to Date	Percentage YTD
03-5-07-50010	Labor-Environmental Control	465,000	126,104	32,515	34,104	33,615	30,861	32,928	47,290	337,418	72.56%
03-5-07-50011	Labor Credit	0	(370)	0	0	0	0	0	0	(370)	
03-5-07-50013	Benefits-FICA	34,000	10,051	2,580	2,703	2,666	2,448	2,614	3,785	26,846	78.96%
03-5-07-50014	Benefits-Life Insurance	2,000	423	144	88	85	85	85	85	996	49.80%
03-5-07-50016	Benefits-HealthDefrd Comp	100,000	34,829	2,275	6,548	6,515	6,578	6,578	7,603	70,926	70.93%
03-5-07-50017	Benefits-Disability Insurance	6,000	1,598	444	405	402	375	394	527	4,144	69.07%
03-5-07-50019	Benefits-Workers Compensation	30,000	3,000	637	1,500	5,492	3,000	1,500	0	15,129	50.43%
03-5-07-50021	Benefits-PERS	25,000	6,510	1,610	1,580	1,445	1,585	1,584	2,376	16,691	66.76%
03-5-07-50022	Benefits-PERS Employer	40,000	7,896	2,218	2,152	2,314	2,164	2,168	3,251	22,162	55.41%
03-5-07-50023	Benefits-Uniforms	3,000	413	131	125	162	125	125	139	1,219	40.64%
03-5-07-50024	Benefits-Vacation & Sick Pay	2,000	706	213	213	213	127	213	234	1,919	95.96%
03-5-07-50025	Benefits-Boot Allowance	1,000	162	0	0	0	0	0	0	162	16.24%
03-5-07-51003	Sewer Pipeline & Facilities	270,000	57,510	20,170	14,815	6,595	12,607	12,268	13,648	137,613	50.97%
03-5-07-51140	General Supplies & Expenses	1,000	135	32	0	41	0	0	0	207	20.70%
03-5-07-51241	Lift Station #1	125,000	12,670	3,551	3,242	3,025	3,050	3,439	3,100	32,079	25.66%
03-5-07-51242	Lift Station #2	16,000	13,435	1,025	2,276	616	1,026	1,121	670	20,170	126.06%
03-5-07-51243	Lift Station #3	5,000	604	169	155	161	180	202	176	1,648	32.95%
03-5-07-51244	Lift Station #4	40,000	2,368	499	439	578	587	2,947	8,394	15,812	39.53%
03-5-07-51248	Lift Station #8	3,000	158	49	53	83	86	159	84	672	22.39%
03-5-07-54111	Pretreatment	66,000	35,421	2,810	2,309	3,953	1,885	1,989	12,834	61,201	92.73%
	ENVIRONMENTAL CONTROL TOTAL	1,234,000	313,622	71,073	72,706	67,962	66,768	70,314	104,197	766,643	62.13%
03-5-40-57202	Debt Service - Principal - WRWRF	2,147,975	2,147,973	0	0	0	0	0	0	2,147,973	100.00%
03-5-40-57203	Debt Service - Principal - Brineline	412,790	0	0	0	412,791	0	0	0	412,791	100.00%
03-5-40-57204	Debt Service - Principal - WISE	127,970	0	0	0	0	0	0	185,251	185,251	144.76%
03-5-40-57205	Debt Service - Principal - R 10.3	37,495	0	0	0	0	0	0	37,493	37,493	100.00%
03-5-40-57206	Debt Service - Principal - Crow & B12-1	13,795	0	0	0	0	0	0	12,734	12,734	92.31%
03-5-40-57403	Debt Service - Interest	1,091,707	775,696	0	0	236,483	0	0	23,305	1,035,483	94.85%
	40 - Debt	3,831,732	2,923,669	0	0	649,274	0	0	258,783	3,831,725	100.00%
03-5-40-57002	Asset Acq. - Treatment	0	0	0	0	0	0	0	0	0	
03-5-40-57006	Asset Acq. - Admin (fuel master)	0	0	0	0	0	0	0	0	0	
03-5-40-57007	Asset Acq. - EC (ADS flow monitors & smart covers)	0	0	0	0	0	0	0	0	0	
	40 - Capital Outlay	0	0	0	0	0	0	0	0	0	
	TOTAL SEWER EXPENSES	12,202,227	4,843,432	672,685	623,759	1,293,017	684,178	704,611	980,128	9,801,810	80.33%

FY 2017 - Recycled Expenses

ACCOUNT#	DESCRIPTION	BUDGET	Qtr 1 Totals	Oct '16	Nov '16	Dec '16	Jan '17	Feb '17	Mar '17	Year to Date	Percentage YTD
04-5-06-50010	Labor-Recycled Water	275,000	63,747	16,322	16,962	16,608	15,786	15,904	23,635	168,963	61.44%
04-5-06-50012	Director Fees	2,500	0	0	0	0	0	0	0	0	0.00%
04-5-06-50013	Benefits-FICA	15,000	4,837	1,246	1,290	999	1,298	1,307	1,951	12,929	86.19%
04-5-06-50014	Benefits-Life Insurance	250	(10)	(3)	(2)	(2)	(2)	(2)	(2)	(24)	-9.77%
04-5-06-50016	Benefits-Health & Def Comp	25,000	8,062	1,170	2,110	2,177	2,109	2,108	2,744	20,480	81.92%
04-5-06-50017	Benefits-Disability Insurance	1,500	535	140	112	96	148	149	221	1,399	93.30%
04-5-06-50019	Benefits-Workers Compensation	3,000	394	637	197	1,500	394	197	0	3,318	110.59%
04-5-06-50021	Benefits-PERS Employee	2,000	2,589	817	786	803	765	766	1,118	7,645	382.23%
04-5-06-50022	Benefits-PERS Employer	2,800	4,033	1,144	1,125	1,201	1,119	1,145	1,614	11,380	406.42%
04-5-06-50023	Benefits-Uniforms	1,300	186	63	63	83	57	57	72	581	44.73%
04-5-06-50024	Benefits-Vacation & Sick Pay	500	313	48	48	48	48	48	72	627	125.44%
04-5-06-50025	Benefits-Boots	250	0	0	0	0	0	0	0	0	0.00%
04-5-06-51003	R & M-Structures	20,000	34,003	16,365	1,471	1,405	10,318	3,004	80	66,644	333.22%
04-5-06-51020	R & M-Pipelines	5,000	5,267	5,467	0	0	75	0	0	10,809	216.18%
04-5-06-51021	R & M-Service Lines	5,000	(643)	0	0	8,578	5	1,328	314	9,582	191.64%
04-5-06-51022	R & M-Fire Hydrants	2,500	0	0	0	0	0	0	0	0	0.00%
04-5-06-51030	R & M-Meters	25,000	1,825	0	0	0	0	0	0	1,825	7.30%
04-5-06-51140	General Supplies & Expenses	2,000	38	1,281	422	0	1,263	0	31	3,035	151.74%
04-5-06-51210	Utilities-Power Purchases	85,000	24,929	10,423	6,333	5,527	4,861	5,221	4,783	62,076	73.03%
04-5-06-54002	Dues & Subscriptions	6,500	56	0	0	0	1,652	0	3,077	4,784	73.59%
04-5-06-54005	Computer Expense	7,500	64	4,494	0	2,700	0	0	0	7,258	96.77%
04-5-06-54011	Printing & Publications	1,000	83	0	67	0	73	6	0	229	22.93%
04-5-06-54012	Education & Training	4,000	782	954	835	84	35	116	1,135	3,939	98.48%
04-5-06-54014	Public Relations	2,500	234	0	31	0	0	0	62	327	13.08%
04-5-06-54016	Travel Related Expenses	5,000	289	0	1,094	224	0	21	0	1,628	32.56%
04-5-06-54017	Certifications & Renewals	1,000	0	0	0	0	0	0	0	0	0.00%
04-5-06-54019	Licenses & Permits	35,000	0	7,907	0	13,564	0	0	0	21,472	61.35%
04-5-06-54020	Meeting Related Expenses	1,000	121	162	0	85	(169)	39	430	668	66.83%
04-5-06-54022	Utilities - YVWD Services	0	598,568	400,048	4,178	(986,130)	2,034	1,872	0	20,570	
04-5-06-54025	Utilities - Telephone & Internet	1,000	420	140	140	140	140	141	0	1,119	111.95%
04-5-06-54010	Contractual Services	3,500	2,058	91	16	15	932	14	5,277	8,403	240.08%
04-5-06-54107	Legal	4,000	1,275	0	0	0	0	0	0	1,275	31.88%
04-5-06-54108	Audit & Accounting	2,500	2,100	290	0	0	0	0	0	2,390	
04-5-06-54109	Professional Fees	25,000	33,571	3,200	17,378	19,565	13,240	22,542	0	109,495	437.98%
04-5-06-54110	Laboratory Services	1,000	0	0	0	0	0	0	0	0	0.00%
04-5-06-55500	Depreciation	8,000	2,015	665	665	665	665	665	665	6,005	75.06%
	Infrastructure Replacement	25,000	6,280	2,080	2,080	2,080	2,080	2,080	2,080	18,760	75.04%
04-5-06-56001	Insurance	0	5,262	1,745	1,745	1,745	1,745	1,745	1,745	15,722	
04-5-06-57030	Regulatory Compliance	40,000	5,269	1,209	3,013	39,991	9,993	9,458	0	68,933	172.33%
04-5-06-57040	Environmental Compliance	10,000	0	0	0	0	0	0	0	0	0.00%
			806,539							674,246	
	TOTAL RECYCLED EXPENSES	657,100	808,539	478,106	62,157	(866,253)	70,663	69,931	51,102	674,246	102.61%



Director Memorandum 17-035

Date: April 18, 2017

Prepared By: Joseph Zoba, General Manager

Subject: Authorization to Provide a Preliminary Project Service Evaluation for a Proposed Development on Assessor's Parcel Number 407-230-016 and 407-230-017 Related to Sewer Service and Annexation to the Yucaipa Valley Water District

Recommendation: That the Board authorizes the General Manager to prepare and provide a Preliminary Project Service Evaluation letter to the Property Owner / Applicant.

The Yucaipa Valley Water District has been requested to consider providing sewer service to properties located south of Cherry Valley Boulevard at Interstate 10. The parcels are currently within the sphere of influence of the Beaumont Cherry Valley Water District for water service and outside of the City of Beaumont for sewer service.



For the Yucaipa Valley Water District to provide sewer service to the properties, the existing sewer mainline would need to be extended approximately ½ mile to Cherry Valley Boulevard. As a condition of service, the District would require a developer agreement and annexation to the District for sewer service.

Since this project can potentially receive water and sewer service by multiple agencies, it is important to provide public notice in advance of any action taken by the Board of Directors.



CITY OF BEAUMONT

February 1, 2017

Craig Heaps
Premium Land Development
33562 Yucaipa Blvd. Suite 4-241
Yucaipa, Ca. 92399

RE: Properties APN # 407-230-016 and 407-230-017

Dear Mr. Heaps:

We are sending you this letter to inform you that you are outside of the sphere of influence of the City of Beaumont. In order for the City to provide sewer services you would have to annex into our sphere of influence. We can provide extra territorial service per, Govt. Code Sec. 56133 for your reference.

Both the sphere of influence change and extra territorial service will require Council and LAFCO approvals.

You can apply at: <http://lafco.org/application-materials/>

The City does not have any concern with you applying to Yucaipa Valley Water District (YVWD) for sewer services.

If you wish to discuss this matter further please do not hesitate to contact me at (951) 769-8520.

Thank you,

A handwritten signature in blue ink, appearing to read "Todd Parton".

Todd Parton
City Manager, City of Beaumont



Director Memorandum 17-036

Date: April 18, 2017

Prepared By: Joseph Zoba, General Manager

Subject: Consideration of Bear Valley Mutual Water Company Stock Rental Commitments for the 2017 Irrigation Season

Recommendation: That the Board approves the rental of Bear Valley Mutual Water Company stock for the 2017 Irrigation Season to Camp Morning Star and Larry Jacinto.

The Yucaipa Valley Water District has 588 shares of Bear Valley stock that will not be utilized this year. Based on inquiries received about the rental of our water shares during the 2017 irrigation season, the District staff recommends renting the shares of stock for this calendar year to the following parties:

- Camp Morning Star - 75 shares; and
- Larry Jacinto - 445 shares.

The rental of these shares is a good example of the assistance and cooperation that exists between local water agencies, mutual water companies and customers to facilitate reasonable water management policies in the region.



Date: April 18, 2017

Prepared By: Joseph Zoba, General Manager

Subject: Authorization to Execute a Contract with Nippon Life Benefits for Employee Life Insurance

Recommendation: That the Board authorizes the General Manager to execute a contract with Nippon Life Benefits and eliminate the payroll deduction of \$1.85 per employee.

The District has received updated life insurance costs for District employees. The two quotes received were from Standard Insurance for \$3,357 per month and Nippon Life Benefits for \$2,055 per month.

Based on the difference between the two proposals, the District staff recommends authorization to enter into a contract with Nippon Life Benefits and for the District to pay the entire life insurance benefit which will eliminate the employee payroll deduction of \$1.85 per pay period.



Customizable Ancillary Benefit Solutions: Another great reason to choose
Nippon Life Benefits.

Proposal prepared for:

Yucaipa Valley Water District

Proposal Date: February 27, 2017
Effective Date: May 1, 2017
Sales Rep: Brian Mccament
Broker: Anh Duong
Quote ID: 0189371-01

SIC Code: 4941

State: CA

Plan features, options, combinations, availability, rates, and benefits may vary by location. Exclusions and limitations apply – please see plan documents for a complete description of benefits, exclusions, limitations and conditions of coverage. Plan features are subject to change. Nothing herein is a guarantee of benefits or eligibility. All terms, provisions, conditions, limitations and exclusions shown in the issued booklet-certificate and master policy will govern. All content included on this website is subject to change without notice.

Premium rates shown/proposed are not guaranteed or final, are subject to change/modification by Nippon Life Insurance Company of America, and are subject to final underwriting approval by Nippon Life Insurance Company of America.

All group policies offered through this website are underwritten by Nippon Life Insurance Company of America - marketing name Nippon Life Benefits®, NAIC number 81264, licensed & authorized in all states plus DC, except not ME, NH or WY, domiciled in Iowa, with a principal place of business at 655 Third Avenue, 16th floor, NY, NY 10017-9113, member company of Nippon Life Insurance Company ("Nissay"). Nippon Life Benefits is responsible for its own financial condition and contractual obligations.

Underwritten by Nippon Life Insurance Company of America®



WE CAN MEET **ALL** YOUR NEEDS.

Nippon Life Benefits is grounded in our Japanese heritage. The hallmarks of our business are based on respect, honor, and dignity. *This is what makes us unique.* This is what sets us apart.

Founded in 1991, we are the United States subsidiary of Nippon Life Insurance Company of Japan¹, *one of the world's largest mutual life insurance companies.* Nippon Life Benefits has an "A-"(Excellent) rating from AM Best*. (* current as of January 2016)

With our *Unique Solutions* portfolio you will find comprehensive and flexible medical and ancillary benefits. Employee benefit options *include Dental, Life, Disability, Vision and large group medical in select states.* All priced and designed with your unique needs in mind. Employer funded and voluntary options are available.

We believe in delivering the highest level of service to you and your employees. We offer *multi-lingual customer support*, in both language and culture, in English, Japanese, Korean, and Spanish.

Customizable Ancillary Benefit Options

Dental

We provide unique and flexible dental solutions designed to stretch your benefit dollars, while offering comprehensive coverage with extraordinary service. Our dental coverage includes plan that cover Type I/Preventive, Type II/Basic, Type III/Major and Orthodontia Services.

Dental Networks:

- *Aetna Dental®* Administrators boasts than 160,500 provider locations across the United States and is operated and maintained by Aetna, one of the largest dental benefit administrators in the nation.
- *Dental Health Alliance ®*, L.L.C. (DHA®) specializes in dental healthcare and boasts access to more 74,500 unique providers. Not available in all states.
- *First Dental Health* (CA only) boasts being one of the leading independent PPO dental networks in California since 1995, and offers access to over 35,000 First Dental Health PPO access points.



Life

We offer affordable Basic, Dependent and Supplemental Life insurance coverage to employees and their families. Let us protect what matters most to you.

Accidental Death and Dismemberment (AD&D)

We provide your employees with Accidental Death and Dismemberment (AD&D) coverage for only pennies per month. With AD&D, employees receive additional coverage for the accidental loss of life, limb(s), or eyesight.

Disability

Nippon Life Benefits offers Short-Term and Long-Term disability coverage, which includes an exceptional return-to-work claims process.

Vision

Vision insurance from Nippon Life Benefits makes it easy and inexpensive for employees to get regular eye exams. It has been proven that good visual health plays an important role in contributing to overall health!² Vision coverage includes an allowance toward exams, lenses, frames, and contacts.

Online Benefit Management for You and Your Employees

Nippon Life Benefits simplifies benefit management for you and your employees through our easy-to-use website, www.nipponlifebenefits.com. Additionally, we offer a mobile app that assists members with their medical, dental, and vision coverage. It is easy to use and always available when on the go!

Nippon Life Insurance Company of America® - marketing name Nippon Life Benefits®, NAIC number 81264, licensed & authorized in all states plus DC, except not ME, NH or WY, domiciled in Iowa, with a principal place of business at 655 Third Avenue, 16th floor, NY, NY 10017-9113, Member Company of Nippon Life Insurance Company of Japan ("Nissay").

¹ Nippon Life Benefits is responsible for its own financial condition and contractual obligations.

² <http://sma.org/smaservicesinc/how-important-is-your-vision/>



Basic Life

Plan Name	NLB Life 1	NLB Life 2	NLB Life 3
Class Description	All Eligible Employees	All Eligible Employees	All Eligible Employees
Life Benefits	Flat \$15,000	Flat \$30,000	Flat \$65,000
Maximum	\$15000	\$30000	\$65000
Benefit Rounding	Up to Next \$1000	Up to Next \$1000	Up to Next \$1000
Accidental Death & Dismemberment	Same as Basic: Standard Non-Occ	Same as Basic: Standard Non-Occ	Same as Basic: Standard Non-Occ
Guarantee Issue	Under Age 70 \$150,000: Age 70+ \$20,000	Under Age 70 \$150,000: Age 70+ \$20,000	Under Age 70 \$150,000: Age 70+ \$20,000
Portability	Not Included	Not Included	Not Included
Waiver of Premium Definition	Waiver if disabled prior to 60, terms at normal retirement age	Waiver if disabled prior to 60, terms at normal retirement age	Waiver if disabled prior to 60, terms at normal retirement age
Accelerated Death Benefits	Included Except for Life Benefit of less than \$10,000.	Included Except for Life Benefit of less than \$10,000.	Included Except for Life Benefit of less than \$10,000.
Age Reduction Schedule			
Age 55 and younger	100%	100%	100%
Age 55 to 59	100%	100%	100%
Age 60 to 64	100%	100%	100%
Age 65 to 69	75%	75%	75%
Age 70 to 74	35%	35%	35%
Age 75 and older	25%	25%	25%
Basic Life Rate	\$0.17 Per \$1000	\$0.17 Per \$1000	\$0.15 Per \$1000
Basic AD&D Rate	\$0.02 Per \$1000	\$0.02 Per \$1000	\$0.02 Per \$1000
Rate Guarantee	3 Years	3 Years	3 Years
Basic Life Volume	\$1,005,000	\$2,007,000	\$4,346,000
Monthly Premium			
Basic Life	\$170.85	\$341.19	\$651.90
Basic AD&D	\$20.10	\$40.14	\$86.92
Dependent Life	Included	Included	Included
Dependent AD&D	Included	Included	Included
Spousal Life	Flat \$10,000	Flat \$10,000	Flat \$10,000
Child Life	Flat \$5,000	Flat \$5,000	Flat \$5,000
Spousal Rate	\$0.23 Per \$1000	\$0.23 Per \$1000	\$0.21 Per \$1000
Child Rate	\$0.13 Per \$1000	\$0.13 Per \$1000	\$0.13 Per \$1000
Spouse ADD Rate	\$0.02 Per \$1000	\$0.02 Per \$1000	\$0.02 Per \$1000
Child ADD Rate	\$0.09 Per \$1000	\$0.09 Per \$1000	\$0.08 Per \$1000
Plan Selection	<input type="checkbox"/>	<input type="checkbox"/>	<input type="checkbox"/>

Board Reports



Yucaipa Valley Water District

Director Comments



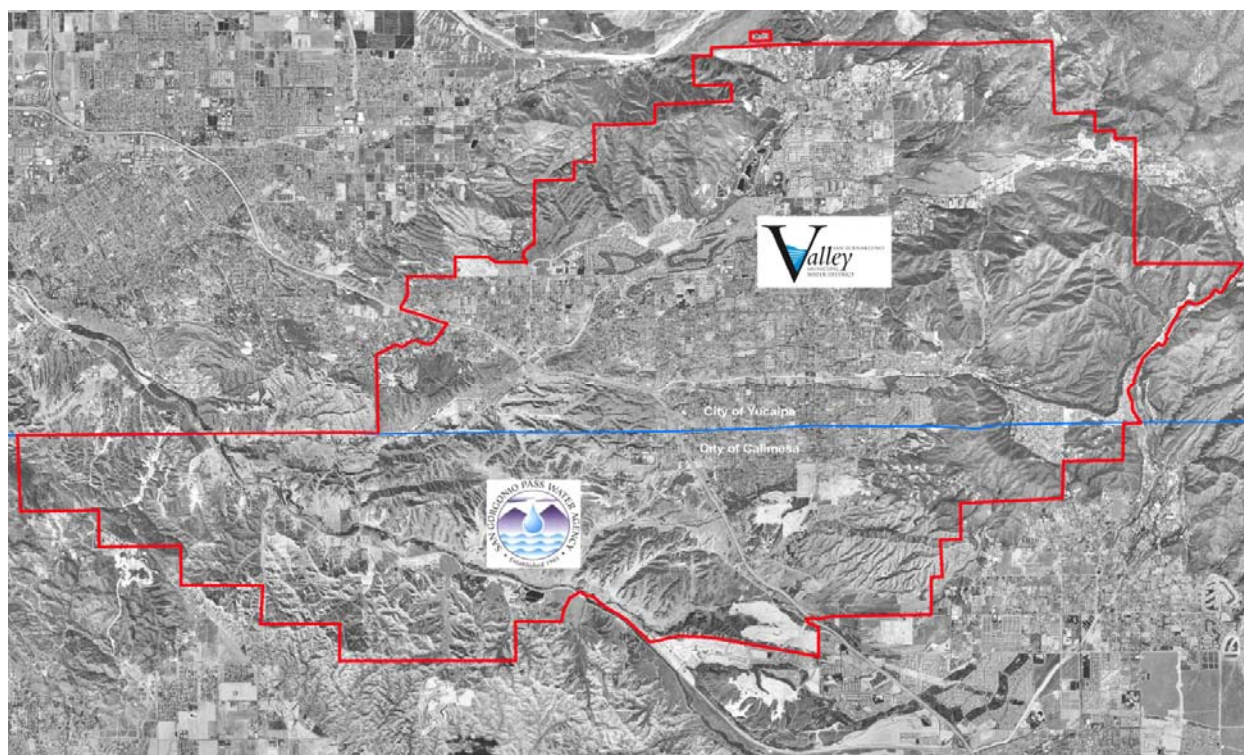
Yucaipa Valley Water District



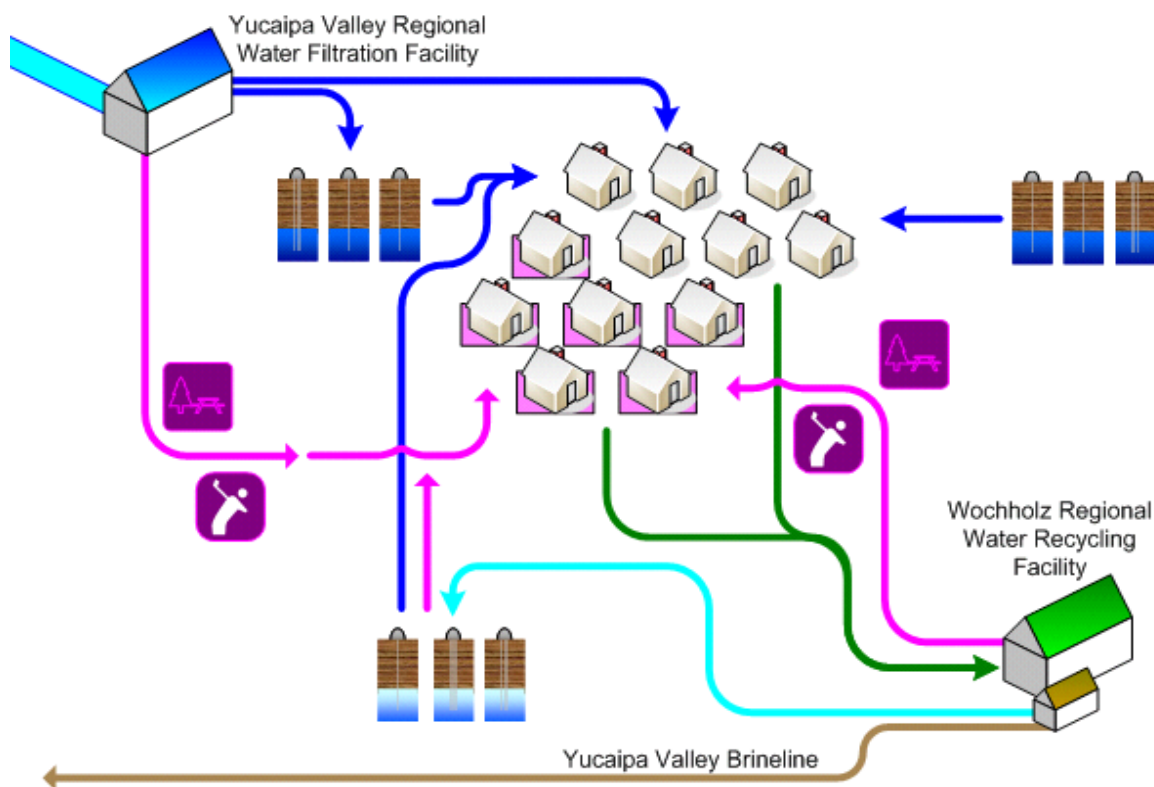
FACTS ABOUT THE YUCAIPA VALLEY WATER DISTRICT

Service Area Size:	40 square miles (sphere of influence is 68 square miles)
Elevation Change:	3,140 foot elevation change (from 2,044 to 5,184 feet)
Number of Employees:	5 elected board members 62 full time employees
Operating Budget:	Water Division - \$13,397,500 Sewer Division - \$11,820,000 Recycled Water Division - \$537,250 Total Annual Budget - \$25,754,750
Number of Services:	12,434 water connections serving 17,179 units 13,559 sewer connections serving 20,519 units 64 recycled water connections
Water System:	215 miles of drinking water pipelines 27 reservoirs - 34 million gallons of storage capacity 18 pressure zones 12,000 ac-ft annual water demand (3.9 billion gallons) Two water filtration facilities: <ul style="list-style-type: none"> - 1 mgd at Oak Glen Surface Water Filtration Facility - 12 mgd at Yucaipa Valley Regional Water Filtration Facility
Sewer System:	8.0 million gallon treatment capacity - current flow at 4.0 mgd 205 miles of sewer mainlines 5 sewer lift stations 4,500 ac-ft annual recycled water prod. (1.46 billion gallons)
Recycled Water:	22 miles of recycled water pipelines 5 reservoirs - 12 million gallons of storage 1,200 ac-ft annual recycled demand (0.4 billion gallons)
Brine Disposal:	2.2 million gallon desalination facility at sewer treatment plant 1.108 million gallons of Inland Empire Brine Line capacity 0.295 million gallons of treatment capacity in Orange County

State Water Contractors: San Bernardino Valley Municipal Water District
San Geronio Pass Water Agency



Sustainability Plan: A Strategic Plan for a Sustainable Future: The Integration and Preservation of Resources, adopted on August 20, 2008.





THE MEASUREMENT OF WATER PURITY

One part per hundred is generally represented by the percent (%).
This is equivalent to about fifteen minutes out of one day.

One part per thousand denotes one part per 1000 parts.
This is equivalent to about one and a half minutes out of one day.

One part per million (ppm) denotes one part per 1,000,000 parts.
This is equivalent to about 32 seconds out of a year.

One part per billion (ppb) denotes one part per 1,000,000,000 parts.
This is equivalent to about three seconds out of a century.

One part per trillion (ppt) denotes one part per 1,000,000,000,000 parts.
This is equivalent to about three seconds out of every hundred thousand years.

One part per quadrillion (ppq) denotes one part per 1,000,000,000,000,000 parts.
This is equivalent to about two and a half minutes out of the age of the Earth (4.5 billion years).





GLOSSARY OF COMMONLY USED TERMS

Every profession has specialized terms which generally evolve to facilitate communication between individuals. The routine use of these terms tends to exclude those who are unfamiliar with the particular specialized language of the group. Sometimes jargon can create communication cause difficulties where professionals in related fields use different terms for the same phenomena.

Below are commonly used water terms and abbreviations with commonly used definitions. If there is any discrepancy in definitions, the District's Regulations Governing Water Service is the final and binding definition.

Acre Foot of Water - The volume of water (325,850 gallons, or 43,560 cubic feet) that would cover an area of one acre to a depth of 1 foot.

Activated Sludge Process – A secondary biological sewer treatment process where bacteria reproduce at a high rate with the introduction of excess air or oxygen, and consume dissolved nutrients in the wastewater.

Annual Water Quality Report - The document is prepared annually and provides information on water quality, constituents in the water, compliance with drinking water standards and educational material on tap water. It is also referred to as a Consumer Confidence Report (CCR).

Aquifer - The natural underground area with layers of porous, water-bearing materials (sand, gravel) capable of yielding a supply of water; see Groundwater basin.

Backflow - The reversal of water's normal direction of flow. When water passes through a water meter into a home or business it should not reverse flow back into the water mainline.

Best Management Practices (BMPs) - Methods or techniques found to be the most effective and practical means in achieving an objective. Often used in the context of water conservation.

Biochemical Oxygen Demand (BOD) – The amount of oxygen used when organic matter undergoes decomposition by microorganisms. Testing for BOD is done to assess the amount of organic matter in water.

Biosolids – Biosolids are nutrient rich organic and highly treated solid materials produced by the sewer treatment process. This high-quality product can be used as a soil amendment on farm land or further processed as an earth-like product for commercial and home gardens to improve and maintain fertile soil and stimulate plant growth.

Catch Basin – A chamber usually built at the curb line of a street, which conveys surface water for discharge into a storm sewer.

Capital Improvement Program (CIP) – Projects for repair, rehabilitation, and replacement of assets. Also includes treatment improvements, additional capacity, and projects for the support facilities.

Collector Sewer – The first element of a wastewater collection system used to collect and carry wastewater from one or more building sewer laterals to a main sewer.

Coliform Bacteria – A group of bacteria found in the intestines of humans and other animals, but also occasionally found elsewhere and is generally used as an indicator of sewage pollution.

Combined Sewer Overflow – The portion of flow from a combined sewer system, which discharges into a water body from an outfall located upstream of a wastewater treatment plant, usually during wet weather conditions.

Combined Sewer System– Generally older sewer systems designed to convey both sewage and storm water into one pipe to a wastewater treatment plant.

Conjunctive Use - The coordinated management of surface water and groundwater supplies to maximize the yield of the overall water resource. Active conjunctive use uses artificial recharge, where surface water is intentionally percolated or injected into aquifers for later use. Passive conjunctive use is to simply rely on surface water in wet years and use groundwater in dry years.

Consumer Confidence Report (CCR) - see Annual Water Quality Report.

Cross-Connection - The actual or potential connection between a potable water supply and a non-potable source, where it is possible for a contaminant to enter the drinking water supply.

Disinfection By-Products (DBPs) - The category of compounds formed when disinfectants in water systems react with natural organic matter present in the source water supplies. Different disinfectants produce different types or amounts of disinfection byproducts. Disinfection byproducts for which regulations have been established have been identified in drinking water, including trihalomethanes, haloacetic acids, bromate, and chlorite

Drought - a period of below average rainfall causing water supply shortages.

Dry Weather Flow – Flow in a sanitary sewer during periods of dry weather in which the sanitary sewer is under minimum influence of inflow and infiltration.

Fire Flow - The ability to have a sufficient quantity of water available to the distribution system to be delivered through fire hydrants or private fire sprinkler systems.

Gallons per Capita per Day (GPCD) - A measurement of the average number of gallons of water use by the number of people served each day in a water system. The calculation is made by dividing the total gallons of water used each day by the total number of people using the water system.

Groundwater Basin - An underground body of water or aquifer defined by physical boundaries.

Groundwater Recharge - The process of placing water in an aquifer. Can be a naturally occurring process or artificially enhanced.

Hard Water - Water having a high concentration of minerals, typically calcium and magnesium ions.

Hydrologic Cycle - The process of evaporation of water into the air and its return to earth in the form of precipitation (rain or snow). This process also includes transpiration from plants, percolation into the ground, groundwater movement, and runoff into rivers, streams and the ocean; see Water cycle.

Infiltration – Water other than sewage that enters a sewer system and/or building laterals from the ground through defective pipes, pipe joints, connections, or manholes. Infiltration does not include inflow. See *Inflow*.

Inflow - Water other than sewage that enters a sewer system and building sewer from sources such as roof vents, yard drains, area drains, foundation drains, drains from springs and swampy areas, manhole covers, cross connections between storm drains and sanitary sewers, catch basins, cooling towers, storm waters, surface runoff, street wash waters, or drainage. Inflow does not include infiltration. See *Infiltration*.

Inflow / Infiltration (I/I) – The total quantity of water from both inflow and infiltration.

Mains, Distribution - A network of pipelines that delivers water (drinking water or recycled water) from transmission mains to residential and commercial properties, usually pipe diameters of 4" to 16".

Mains, Transmission - A system of pipelines that deliver water (drinking water or recycled water) from a source of supply to the distribution mains, usually pipe diameters of greater than 16".

Meter - A device capable of measuring, in either gallons or cubic feet, a quantity of water delivered by the District to a service connection.

Overdraft - The pumping of water from a groundwater basin or aquifer in excess of the supply flowing into the basin. This pumping results in a depletion of the groundwater in the basin which has a net effect of lowering the levels of water in the aquifer.

Peak Flow – The maximum flow that occurs over a specific length of time (e.g., daily, hourly, instantaneously).

Pipeline - Connected piping that carries water, oil or other liquids. See Mains, Distribution and Mains, Transmission.

Point of Responsibility, Metered Service - The connection point at the outlet side of a water meter where a landowner's responsibility for all conditions, maintenance, repairs, use and replacement of water service facilities begins, and the District's responsibility ends.

Potable Water - Water that is used for human consumption and regulated by the California Department of Public Health.

Pressure Reducing Valve - A device used to reduce the pressure in a domestic water system when the water pressure exceeds desirable levels.

Pump Station - A drinking water or recycled water facility where pumps are used to push water up to a higher elevation or different location.

Reservoir - A water storage facility where water is stored to be used at a later time for peak demands or emergencies such as fire suppression. Drinking water and recycled water systems will typically use concrete or steel reservoirs. The State Water Project system considers lakes, such as Shasta Lake and Folsom Lake to be water storage reservoirs.

Runoff - Water that travels downward over the earth's surface due to the force of gravity. It includes water running in streams as well as over land.

Sanitary Sewer System - Sewer collection system designed to carry sewage, consisting of domestic, commercial, and industrial wastewater. This type of system is not designed nor intended to carry water from rainfall, snowmelt, or groundwater sources. See *Combined Sewer System*.

Sanitary Sewer Overflow – Overflow from a sanitary sewer system caused when total wastewater flow exceeds the capacity of the system. See *Combined Sewer Overflow*.

Santa Ana River Interceptor (SARI) Line – A regional brine line designed to convey 30 million gallons per day of non-reclaimable wastewater from the upper Santa Ana River basin to the sewer treatment plant operated by Orange County Sanitation District.

Secondary Treatment – Biological sewer treatment, particularly the activated-sludge process, where bacteria and other microorganisms consume dissolved nutrients in wastewater.

Supervisory Control and Data Acquisition (SCADA) - A computerized system which provides the ability to remotely monitor and control water system facilities such as reservoirs, pumps and other elements of water delivery.

Service Connection - The water piping system connecting a customer's system with a District water main beginning at the outlet side of the point of responsibility, including all plumbing and equipment located on a parcel required for the District's provision of water service to that parcel.

Sludge – Untreated solid material created by the treatment of sewage.

Smart Irrigation Controller - A device that automatically adjusts the time and frequency which water is applied to landscaping based on real-time weather such as rainfall, wind, temperature and humidity.

Special District - A political subdivision of a state established to provide a public services, such as water supply or sanitation, within a specific geographic area.

Surface Water - Water found in lakes, streams, rivers, oceans or reservoirs behind dams.

Total Suspended Solids (TSS) – The amount of solids floating and in suspension in water or sewage.

Transpiration - The process by which water vapor is released into the atmosphere by living plants.

Trickling Filter – A biological secondary treatment process in which bacteria and other microorganisms, growing as slime on the surface of rocks or plastic media, consume nutrients in primary treated sewage as it trickles over them.

Underground Service Alert (USA) - A free service that notifies utilities such as water, telephone, cable and sewer companies of pending excavations within the area (dial 8-1-1 at least 2 working days before you dig).

Urban Runoff - Water from city streets and domestic properties that typically carries pollutants into the storm drains, rivers, lakes, and oceans.

Valve - A device that regulates, directs or controls the flow of water by opening, closing or partially obstructing various passageways.

Wastewater – Any water that enters the sanitary sewer.

Water Banking - The practice of actively storing or exchanging in-lieu surface water supplies in available groundwater basin storage space for later extraction and use by the storing party or for sale or exchange to a third party. Water may be banked as an independent operation or as part of a conjunctive use program.

Water cycle - The continuous movement water from the earth's surface to the atmosphere and back again; see Hydrologic cycle.

Water Pressure - Pressure created by the weight and elevation of water and/or generated by pumps that deliver water to the tap.

Water Service Line - The pipeline that delivers potable water to a residence or business from the District's water system. Typically the water service line is a 1" to 1½" diameter pipe for residential properties.

Watershed - A region or land area that contributes to the drainage or catchment area above a specific point on a stream or river.

Water Table - The upper surface of the zone of saturation of groundwater in an unconfined aquifer.

Water Transfer - A transaction, in which a holder of a water right or entitlement voluntarily sells/exchanges to a willing buyer the right to use all or a portion of the water under that water right or entitlement.

Water Well - A hole drilled into the ground to tap an underground water aquifer.

Wetlands - Lands which are fully saturated or under water at least part of the year, like seasonal vernal pools or swamps.

Wet Weather Flow – Dry weather flow combined with stormwater introduced into a combined sewer system, and dry weather flow combined with infiltration/inflow into a separate sewer system.





COMMONLY USED ABBREVIATIONS

AQMD	Air Quality Management District
BOD	Biochemical Oxygen Demand
CARB	California Air Resources Board
CCTV	Closed Circuit Television
CWA	Clean Water Act
EIR	Environmental Impact Report
EPA	U.S. Environmental Protection Agency
FOG	Fats, Oils, and Grease
GPD	Gallons per day
MGD	Million gallons per day
O & M	Operations and Maintenance
OSHA	Occupational Safety and Health Administration
POTW	Publicly Owned Treatment Works
PPM	Parts per million
RWQCB	Regional Water Quality Control Board
SARI	Santa Ana River Inceptor
SAWPA	Santa Ana Watershed Project Authority
SBVMWD	San Bernardino Valley Municipal Water District
SCADA	Supervisory Control and Data Acquisition system
SSMP	Sanitary Sewer Management Plan
SSO	Sanitary Sewer Overflow
SWRCB	State Water Resources Control Board
TDS	Total Dissolved Solids
TMDL	Total Maximum Daily Load
TSS	Total Suspended Solids
WDR	Waste Discharge Requirements
YVWD	Yucaipa Valley Water District