



Yucaipa Valley Water District

12770 Second Street, Yucaipa, California 92399 Phone: (909) 797-5117

Notice and Agenda of a Regular Meeting of the Board of Directors

Tuesday, May 16, 2017 at 6:00 p.m.

- I. **CALL TO ORDER** - Pledge of Allegiance
- II. **ROLL CALL**
- III. **PUBLIC COMMENTS** - At this time, members of the public may address the Board of Directors on matters within its jurisdiction. To provide comments on specific agenda items, please complete a speaker's request form and provide the completed form to the Board Secretary prior to the board meeting.
- IV. **CONSENT CALENDAR** - All consent calendar matters are routine and will be acted upon in one motion. There will be no discussion of these items unless board members, administrative staff, or members of the public request specific items to be discussed and/or removed prior to the vote for approval.
 - A. Minutes of Meetings
 - 1. Regular Board Meeting - May 2, 2017
 - 2. Board Workshop - May 9, 2017
 - B. Payment of Bills
 - 1. Approve/Ratify Invoices for Board Awarded Contracts
 - 2. Ratify General Expenses for March 2017
- V. **STAFF REPORT**
- VI. **DISCUSSION ITEMS**
 - A. Presentation of the Unaudited Financial Report for the Period Ending on April 30, 2017 [[Director Memorandum No. 17-041 - Page 17 of 64](#)]
RECOMMENDED ACTION: That the Board receives and files the unaudited financial report.
 - B. Consideration of Resolution No. 2017-12 Authorizing Investment of Monies in the Local Agency Investment Fund [[Director Memorandum No. 17-042 - Page 45 of 64](#)]
RECOMMENDED ACTION: That the Board adopts Resolution No. 2017-12.

Any person who requires accommodation to participate in this meeting should contact the District office at (909) 797-5117, at least 48 hours prior to the meeting to request a disability-related modification or accommodation.

Materials that are provided to the Board of Directors after the meeting packet is compiled and distributed will be made available for public review during normal business hours at the District office located at 12770 Second Street, Yucaipa. Meeting materials are also available on the District's website at www.yvwd.dst.ca.us

- C. Consideration of Resolution No. 2017-13 Supporting the Construction of Water Purification and Sustainable Water Supply Enhancements at the Yucaipa Valley Regional Water Filtration Facility and the Wochholz Regional Water Recycling Facility as an Expansion of the Yucaipa Valley Regional Water Supply Renewal Project [[Director Memorandum No. 17-043 - Page 51 of 64](#)]

RECOMMENDED ACTION: That the Board adopts Resolution No. 2017-13.

VII. BOARD REPORTS & DIRECTOR COMMENTS

VIII. ANNOUNCEMENTS

- A. May 22, 2017 at 4:00 p.m. - Board Workshop - Fiscal Year 2018 Budget Review
- B. May 23, 2017 at 4:00 p.m. - Board Workshop - Fiscal Year 2018 Budget Review
- C. May 30, 2017 at 4:00 p.m. - Board Workshop
- D. June 6, 2017 at 6:00 p.m. - Regular Board Meeting
- E. June 13, 2017 at 4:00 p.m. - Board Workshop
- F. June 20, 2017 at 6:00 p.m. - Regular Board Meeting
- G. June 27, 2017 at 4:00 p.m. - Board Workshop
- H. **July 4, 2017 at 6:00 p.m. - Regular Board Meeting - Cancelled Meeting**
- I. July 11, 2017 at 4:00 p.m. - Board Workshop
- J. July 18, 2017 at 6:00 p.m. - Regular Board Meeting
- K. July 25, 2017 at 4:00 p.m. - Board Workshop
- L. August 1, 2017 at 6:00 p.m. - Regular Board Meeting
- M. August 8, 2017 at 4:00 p.m. - Board Workshop

IX. ADJOURNMENT

Consent Calendar



Yucaipa Valley Water District

MINUTES OF A REGULAR BOARD MEETING

May 2, 2017 at 6:00 P.M.

Directors Present:

Jay Bogh, President
Bruce Granlund, Vice President
Lonni Granlund, Director
Chris Mann, Director
Tom Shalhoub, Director

Staff Present:

Joseph Zoba, General Manager
Vicky Elisalda, Controller
Allison Edmisten, Chief Financial Officer
Mike Kostelecky, Operations Manager
Kevin King, Operation Manager
Peggy Little, Administrative Supervisor
Matthew Porras, Management Analyst
Kathryn Hallberg, Management Analyst
Ron Elisalda, Utility Service Worker IV

Directors Absent:

None

Consulting Staff Present:

David Wysocki, Legal Counsel

Registered Guests and Others Present:

Leonard Stephenson, San Geronio Pass Water Agency
Ron Elisalda, Family Member of Vicky Elisalda
Shannon Elisalda, Family Member of Vicky Elisalda
Nate Elisalda, Family Member of Vicky Elisalda
Breana Fieldhouse, Family Member of Vicky Elisalda
Linda Shelton, Customer
Linda Kilday, Customer
Brent Anton, Customer
Pat Aspan, Customer

The regular meeting of the Board of Directors of the Yucaipa Valley Water District was called to order by Director Jay Bogh at 6:00 p.m. at the Administrative Office Building, 12770 Second Street, Yucaipa, California.

CALL TO ORDER

Director Jay Bogh led the pledge of allegiance.

FLAG SALUTE

The roll was called with Director Jay Bogh, Director Bruce Granlund, Director Lonni Granlund, Director Chris Mann, and Director Tom Shalhoub present.

ROLL CALL

None

PUBLIC COMMENTS

Director Bruce Granlund moved to approve the consent calendar and Director Tom Shalhoub seconded the motion.

CONSENT CALENDAR

- A. Minutes of Meetings
 - 1. Regular Board Meeting – April 18, 2017
 - 2. Board Workshop – April 25, 2017

The motion was approved by the following vote:

- Director Jay Bogh - Yes
- Director Bruce Granlund - Yes
- Director Lonni Granlund - Yes
- Director Chris Mann - Yes
- Director Tom Shalhoub - Yes

None

STAFF REPORT

DISCUSSION ITEMS:

Following a staff presentation by General Manager Joseph Zoba, Director Lonni Granlund moved and Director Bruce Granlund seconded a motion to adopt Resolution No. 2017-11.

DM 17-038
RECOGNITION OF
VICKY ELISALDA ON
THE OCCASION OF
HER RETIREMENT
FROM THE YUCAIPA
VALLEY WATER
DISTRICT

The motion was approved by the following vote:

- Director Jay Bogh - Yes
- Director Bruce Granlund - Yes
- Director Lonni Granlund - Yes
- Director Chris Mann - Yes
- Director Tom Shalhoub - Yes

Following a staff presentation by Operations Manager Kevin King, Director Chris Mann moved and Director Tom Shalhoub seconded a motion to purchase ultraviolet lamps and assorted equipment for a sum not to exceed \$115,000 from DC Frost and Associates.

DM 17-039
AUTHORIZATION TO
PURCHASE
ULTRAVIOLET
DISINFECTION BULBS
AND EQUIPMENT FOR
THE WOCHHOLZ
REGIONAL WATER
RECYCLING FACILITY

The motion was approved by the following vote:

- Director Jay Bogh - Yes
- Director Bruce Granlund - Yes
- Director Lonni Granlund - Yes
- Director Chris Mann - Yes
- Director Tom Shalhoub - Yes

Following a staff presentation by General Manager Joseph Zoba, Director Lonni Granlund and Director Bruce Granlund seconded a motion to authorize District Legal Counsel to prepare an agreement outlining the terms and conditions for converting the Calimesa Country Club from drinking water to recycled water.

DM 17-040
AUTHORIZATION TO
NEGOTIATE AN
AGREEMENT FOR
THE CONVERSION OF
THE CALIMESA
COUNTRY CLUB
FROM DRINKING
WATER TO
RECYCLED WATER
FOR IRRIGATION USE

The motion was approved by the following vote:

- Director Jay Bogh - Yes
- Director Bruce Granlund - Yes
- Director Lonni Granlund - Yes
- Director Chris Mann - Yes
- Director Tom Shalhoub - Yes

- Director Chris Mann reported on the Chamber of Commerce Yucaipa meeting April 6, 2017, the Yucaipa's State of the City Luncheon April 13, 2017, the Yucaipa City Council meeting on April 24, 2017, and the San Gorgonio Pass Regional Water Alliance on April 26, 2017.
- Director Tom Shalhoub reported on the San Gorgonio Pass Regional Water Alliance on April 26, 2017, the West Valley Water District meeting on April 29, 2017 and the San Gorgonio Regional Pass Water Agency on May 1, 2017.
- Director Bruce Granlund reported on the Yucaipa's State of the City Luncheon on April 13, 2017

BOARD REPORTS &
DIRECTOR
COMMENTS

Director Jay Bogh called attention to the announcements listed on the agenda.

ANNOUNCEMENTS

None

CLOSED SESSION

The meeting was adjourned at 6:18 p.m.

ADJOURNMENT

Respectfully submitted,

Joseph B. Zoba, Secretary

(Seal)

MINUTES OF A BOARD WORKSHOP

May 9, 2017 at 4:00 P.M.

Directors Present:

Jay Bogh, President
Bruce Granlund, Vice President
Lonni Granlund, Director
Chris Mann, Director
Tom Shalhoub, Director

Staff Present:

Joseph Zoba, General Manager
Ashley Gibson, Water Resource Supervisor
Jennifer Ares, Water Resource Manager
Mike Kostelecky, Operations Manager
John Wrobel, Regulatory & Environmental Control
Manager

Directors Absent:

None

Consulting Staff Present:

David Wysocki, Legal Counsel

Guests and Others Present:

Paul Kim, Mesa Verde Estates
Linda Shelton, Customer

- I. Call to Order - 4:00 p.m.
- II. Public Comments - None.
- III. Staff Report - General Manager Joseph Zoba discussed the following topics:
 - The Yucaipa Valley Water District has tentatively set budget workshop meetings for Monday, May 22, 2017, and Tuesday, May 23, 2017.
 - General Manager discussed the recent passing of Public Works Manager John Hull on Saturday, May 6, 2017. The Board of Directors agreed to pursue the purchase of a memorial dedication of Recycled Water Filling Station No. 1 to John Hull.
- IV. Presentations
 - A. Overview of Proposed Capital Improvement Projects Associated with the Expansion of the Regional Water Supply Renewal Project [Workshop Memorandum No. 17-061] - General Manager Joseph Zoba provided an overview of the proposed project.
- V. Operational Updates
 - A. Overview of the Dewatering Equipment Pilot Testing Study at the Wochholz Regional Water Recycling Facility [Workshop Memorandum No. 17-062] - This item was not discussed. It will be added to a future board workshop agenda.
- VI. Capital Improvement Project Updates
 - A. Status Report on the Construction of the Site Improvements for the Recycled Water Booster Station 12.4.0 in Calimesa [Workshop Memorandum No. 17-063] - General Manager Joseph Zoba provided an overview of the construction activity for this project.

- B. Status Report on the Construction of Replacement Pipelines on Date Avenue, Dodd Street, Panorama Drive, Lennox Street, Verona Street, Calvin Street, and Vista Lane - Yucaipa [Workshop Memorandum No. 17-064] - General Manager Joseph Zoba provided an overview of the pipeline replacement project.
- VII. Policy Issues
- A. Overview of a Proposed Methodology for Setting a Facility Capacity Charge Component Related to the Purchase of Supplemental Water from the San Gorgonio Pass Water Agency [Workshop Memorandum No. 17-065] - General Manager Joseph Zoba provided an overview of the methodology used to charge a supplemental water facility charge.
- VIII. Administrative Items
- A. Presentation of the Unaudited Financial Report for the Period Ending on April 30, 2017 [Workshop Memorandum No. 17-066] - General Manager Joseph Zoba provided an overview of the unaudited financial report.
 - B. Investment in the State of California Local Agency Investment Fund (LAIF) [Workshop Memorandum No. 17-067] - General Manager Joseph Zoba provided an overview of the proposed LAIF resolution.
- IX. Director Comments
- A. None.
- X. Adjournment - The meeting was adjourned at 4:55 p.m.

Respectfully submitted,

Joseph B. Zoba, Secretary

Board Awarded Contracts
Consent Calendar Board Meeting - May 16, 2017

District Awarded Contracts	Director Memorandum	Job or GL #	Job Cost Breakdown	Awarded Contract Amount	Prior Payments to Date	Pending Invoice Amount	Total Contract Payments	Remaining Contract Amount	Percent Remaining	Encumbered Funds - Remaining Contract Amount				
										General Operating Expenses	Water Division Funds	Sewer Division Funds	Recycled Division Funds	Other Funds
Law Office of David L. Wysocki - FY 2017 Legal Services (Operating)	--	*-5-06-54107	--	--	\$36,300	\$5,063	\$41,363							
Borden Excavating (W-Reserves) 30-Inch Potable Water Conveyance -Phase III	17-008	02-21758	--	\$618,577	\$0	\$588,959	\$588,959	\$29,618	5%		\$29,618			
Borden Excavating (W-Infras Repl Res) Pipeline Replacement -Date,Dodd,Panorama,Lennox,Verona,Calvin & Vista	17-032	02-17850	--	\$1,040,222	\$0	\$0	\$0	\$1,040,222	100%		\$1,040,222			
CV Strategies (W-Operating) Water Conservation Messaging	16-091	02-5-06-54099	--	\$15,000	\$11,930	\$0	\$11,930	\$3,070	20%	\$3,070				
DC Frost Associates, Inc. (S-Operating) Application to DDW for the Recharge at Wilson Creek Basins	17-039	03-5-02-51003	--	\$115,000	\$0	\$101,918	\$101,918	\$13,082	11%			\$13,082		
DDB Engineering (R-Reserves) Application to DDW for the Recharge at Wilson Creek Basins	15-086	04-19771	--	\$35,900	\$24,655	\$0	\$24,655	\$11,245	31%				\$11,245	
Delta Partners \$90,000 per year-LegislativeConsult (exp 12/18) W\S Oper	13-079	*-5-06-54109	--	\$90,000	\$22,500	\$7,500	\$30,000	\$60,000	67%	\$60,000				
Dudek (R-Operating) Install Groundwater Observation Wells near San Timoteo Creek	15-098	04-5-06-57030	--	\$62,328	\$29,943	\$15,004	\$44,947	\$17,381	28%	\$17,381				
Dudek (S-Operating) 2017-Max Benefit Monitoring for San Timoteo/Yucaipa Mgmt Zones	03-5-06-54109	\$93,900	--	\$93,900	\$21,700	\$19,906	\$41,606	\$52,294	56%	\$52,294				
Fred M. Boerner Motor Co. (W\S Reserves) Purchase of 2017 International Workstar cab and chassis	16-085	**-10310	--	\$167,497	\$0	\$0	\$0	\$167,497	100%	\$167,497				
Fred M. Boerner Motor Co. (W\S Reserves) Purchase of 2017 International DuraStar cab and chassis	16-086	**-10310	--	\$92,836	\$0	\$0	\$0	\$92,836	100%	\$92,836				
Geoscience (R-Operating) Preparation of a groundwater model for the Gateway Basin CO #1 - preparation of groundwater model	14-070 15-010	04-5-06-54109	\$35,320 \$16,390	\$51,710	\$49,284	\$0	\$49,284	\$2,426	5%	\$2,426				
Geoscience (W-Operating) Calculation of Water Budgets for Validation of Annual Change in Storage	16-058	02-5-06-54109		\$130,236	\$95,690	\$15,538	\$111,228	\$19,008	15%	\$19,008				
Geoscience (W-Operating) Exp of the Yucaipa Watershed & Yucaipa Groundwater Basin Model	16-110	02-5-06-54109		\$41,770	\$0	\$0	\$0	\$41,770	100%	\$41,770				
Harper & Associates (W-Operating) Engineering, Project Mgmt & Inspection Svcs for coating repairs YVRWFF	15-062	02-5-01-57040	\$16,615	\$16,615	\$13,990	\$0	\$13,990	\$2,625	16%	\$2,625				
Krieger & Stewart Initiate Design of R-12.4 (W-Reserves) TO#4 Revised TO#4, Amendment #2 TO#5- Construction Mgmt Services TO#5, Amendment #1 - Construction Mgmt Services	04-164 05-075 14-014 14-092 16-069	65-295	\$74,900 \$600 \$45,000 \$482,500 \$102,600	\$585,100	\$547,383	\$3,951	\$551,335	\$33,765	6%		\$33,765			
TO#5, Design R-13.4 and H-2 Reservoirs for JP Ranch 60% R-13.4 and 40% H-2 (Developer Funds)	05-083 05-083	65-180 65-179	\$47,400 \$31,600	\$79,000	\$50,471	\$0	\$50,471	\$28,529	36%					\$28,529
LinkoCTS (EC-Operating) Pretreatment Software	16-061	03-5-07-54111		\$36,105	\$28,185	\$0	\$28,185	\$7,920	22%	\$7,920				
One Stop Landscape Supply FY 2017 Sludge Hauling\Reuse (Oper)	--	03-5-02-57031	--	--	\$190,244	\$18,539	\$208,783							

Board Awarded Contracts
Consent Calendar Board Meeting - May 16, 2017

										Encumbered Funds - Remaining Contract Amount					
										General Operating Expenses	Water Division Funds	Sewer Division Funds	Recycled Division Funds	Other Funds	
District Awarded Contracts	Director Memorandum	Job or GL #	Job Cost Breakdown	Awarded Contract Amount	Prior Payments to Date	Pending Invoice Amount	Total Contract Payments	Remaining Contract Amount	Percent Remaining						
FY 2017 Lobbyist N-T-E per month	13-080	*-5-06-54109	--	--	\$45,000	\$5,000	\$50,000								
FY 2017 Quarterly Filing & Misc. Expenses		02-5-06-54109	--	--	\$375	\$0	\$375								
RMC Water & Environment															
TO#26, SRF Mgmt Svcs-Calimesa Regional Recycled Pipeline (R-FCC)	14-023	04-5-06-54109		\$95,692	\$60,116	\$1,076	\$60,116	\$35,576	37%				\$35,576		
Application to DDW for the Recharge at Wilson Creek Basins (R-Resvs)	15-086	04-19771	--	\$172,633	\$144,666	\$8,652	\$153,318	\$19,315	11%				\$19,315		
San Bernardino Valley Water District (W-Operating) iEfficient Wwater Conservation Campaign	16-092	02-5-06-54099	--	\$16,195	\$16,194	\$0	\$16,194	\$1	0%	\$1					
Separation Processes, Inc. (W-Reserves)															
Design & Construction Supports Servs for NF SCRAM	15-047	55-19200 02-14500		\$191,820	\$76,059	\$12,698	\$88,757	\$103,063	54%		\$103,063				
Application to DDW for the Recharge at Wilson Creek Basins (R-Resrvs)	15-086	04-19771	--	\$42,860	\$24,321	\$0	\$24,321	\$18,539	43%				\$18,539		
TSR Construction (R-Reserves) Site Improvements at RWB-12.4	17-019	04-18508	--	\$293,900	\$0	\$124,620	\$124,620	\$169,280	58%				\$169,280		
Vavrinek, Trine, Day & Company (VTD) (Operating)															
FY 2016 Auditing Services \$23,900 + \$3,500 for Single Audit	15-106	*-5-06-54108		\$23,900	\$23,900	\$0	\$23,900	\$0	0%	\$0					
FY 2017 Auditing Services \$23,900 + \$3,500 for Single Audit	15-106	*-5-06-54108													
FY 2018 Auditing Services \$23,900 + \$3,500 for Single Audit	15-106	*-5-06-54108													
FY 2019 Auditing Services \$23,900 + \$3,500 for Single Audit	15-106	*-5-06-54108													
Villalobos and Associates (W-Operating) Permitting of Recharge Oper at the Wilson Creek Spreading Basins	16-064	02-5-06-54109	--	\$72,200	\$17,860	\$0	\$17,860	\$54,340	75%	\$54,340					
GRAND TOTALS				\$4,174,285	\$1,578,396	\$928,422	\$2,506,818	\$2,023,403	--	\$521,169	\$1,206,668	\$13,082	\$253,956	\$28,529	
										↓		↓		↓	
										\$521,169		\$1,473,706		\$28,529	

Approval of General Expenses April 2017 (Check Register Attached)

Check Register - April 2017

<u>Check Date</u>	<u>Check Number</u>	<u>Name</u>	<u>Check Amount</u>
04/03/2017	28553	Ameripride Uniform Services	568.39
04/03/2017	28554	Cal's Towing	450.00
04/03/2017	28555	Central Communications	283.95
04/03/2017	28556	Fedex	37.35
04/03/2017	28557	Inland Water Works Supply Co.	3,949.04
04/03/2017	28558	Raiset R. Santana and Adriana	55.75
04/03/2017	28559	Leroy's Landscape Services	2,955.00
04/03/2017	28560	Pro-Pipe & Supply, Inc.	84.60
04/03/2017	28561	Association of San Bernardino	128.00
04/03/2017	28562	Spectrum Business	3,668.00
04/03/2017	28563	The Gas Company	1,485.16
04/03/2017	28564	Yucaipa Disposal, Inc.	1,413.00
04/03/2017	28565	Yucaipa Valley Chamber Of Comm	210.00
04/03/2017	28566	Luke's Transmission Inc.	346.24
04/03/2017	28567	Bob Walker	255.00
04/03/2017	28568	Brenntag Pacific, Inc	20,803.04
04/03/2017	28569	Clean Diesel Specialists So Ca	1,389.46
04/03/2017	28570	DC Frost Associates, Inc.	12,941.00
04/03/2017	28571	Evans-Hydro Inc.	7,785.10
04/03/2017	28572	Eric Ewalt	5,872.00
04/03/2017	28573	Hach Company	932.65
04/03/2017	28574	Hasa, Inc.	3,740.87
04/03/2017	28575	Myers & Sons Hi-Way Safety Inc	408.31
04/03/2017	28576	JB Paving & Engineering, Inc.	10,200.00
04/03/2017	28577	Johnson Machinery Co.	340.19
04/03/2017	28578	Kevin E. French	1,824.00
04/03/2017	28579	Lowe's Companies, Inc.	8,702.35
04/03/2017	28580	MBC Applied Environmental Scie	1,300.00
04/03/2017	28581	Nuckles Oil Company, Inc.	2,113.65
04/03/2017	28582	Nagem, Inc.	722.50
04/03/2017	28583	Page Locksmith	211.06
04/03/2017	28584	Pall Corporation	172.75
04/03/2017	28585	Pro-Pipe & Supply, Inc.	162.63
04/03/2017	28586	Red Alert Special Couriers	688.52
04/03/2017	28587	SF CC Intermediate Holdings In	188.86
04/03/2017	28588	Valin Corporation	6,842.33
04/03/2017	28589	Calmat Company	2,516.72
04/03/2017	28590	ZEP Manufacturing Company	156.83
04/03/2017	28591	MURGA, YAMIRA	11.04
04/03/2017	28592	CLEAN STREET	1,353.68
04/03/2017	28593	HIGHPOINTE JPR 308	1,353.68
04/03/2017	28594	INEICHEN, ALLEN	1,427.28
04/03/2017	28595	ZIMMERMAN, DENNIS	86.67
04/03/2017	28596	State Water Resources Control	340.00
04/03/2017	28597	Michael J. O'Day	550.00
04/03/2017	28598	Standard Insurance Company	2,991.88
04/03/2017	28599	US Healthworks Medical Group,	50.00
04/03/2017	28600	Standard Insurance Company	3,046.82
04/03/2017	28601	Standard Insurance Vision Plan	611.84
04/03/2017	28602	MetLife Small Business Center	522.43
04/03/2017	28603	Ashley Hosmanek	54.87
04/03/2017	28604	Boot Barn Inc.	194.39
04/03/2017	28605	Blue Shield	1,519.00
04/10/2017	28606	MOORE, RON	409.94
04/10/2017	28607	PACIFIC HORIZON BUIL	1,425.30
04/10/2017	28608	YEPEZ, RICARDO	13.82
04/10/2017	28609	CRANE, THOMAS W	14.31
04/10/2017	28610	State Water Resources Control	290.00
04/10/2017	28611	ADS, LLC	3,951.00

Check Register - April 2017

<u>Check Date</u>	<u>Check Number</u>	<u>Name</u>	<u>Check Amount</u>
04/10/2017	28612	Ameripride Uniform Services	625.81
04/10/2017	28613	CA-ARB/PERP	575.00
04/10/2017	28614	Corelogic, Inc.	330.00
04/10/2017	28615	Coverall North America, Inc.	1,021.00
04/10/2017	28616	First American Data Tree, LLC	50.00
04/10/2017	28617	Frontier Communications	144.29
04/10/2017	28618	Geoscience Support Services, I	14,655.50
04/10/2017	28619	David J. Orozco	495.00
04/10/2017	28620	House Of Quality, Parts Plus	3,458.63
04/10/2017	28621	Incode Division-Tyler Technolo	93.10
04/10/2017	28622	InfoSend, Inc.	5,286.83
04/10/2017	28623	JB Paving & Engineering, Inc.	30,875.00
04/10/2017	28624	Raiset R. Santana and Adriana	63.18
04/10/2017	28625	Konica Minolta Business Soluti	923.43
04/10/2017	28626	NetComp Technologies, Inc.	9,023.96
04/10/2017	28627	The Counseling Team Internatio	360.00
04/10/2017	28628	Underground Service Alert Of S	238.50
04/10/2017	28629	Yucaipa Valley Water District	5,257.79
04/10/2017	28630	Luke's Transmission Inc.	149.80
04/10/2017	28631	Brenntag Pacific, Inc	7,565.45
04/10/2017	28632	Cemex Inc. USA	3,502.84
04/10/2017	28633	Victor James Valenti	3,958.72
04/10/2017	28634	DC Frost Associates, Inc.	7,100.57
04/10/2017	28635	Dinosaur Tire Inc.	384.95
04/10/2017	28636	Eric Ewalt	9,496.48
04/10/2017	28637	Grainger	41.34
04/10/2017	28638	Harrigan's Toilet Partitions,	2,720.00
04/10/2017	28639	Hasa, Inc.	7,619.42
04/10/2017	28640	Hemet Valley Tool Inc.	96.44
04/10/2017	28641	Inland Water Works Supply Co.	6,486.76
04/10/2017	28642	Innerline Engineering	5,250.00
04/10/2017	28643	JB Paving & Engineering, Inc.	2,700.00
04/10/2017	28644	Nuckles Oil Company, Inc.	1,694.33
04/10/2017	28645	Microflex Corp #774353	1,108.75
04/10/2017	28646	Nagem, Inc.	4,948.53
04/10/2017	28647	Office Solutions Business Prod	3,971.71
04/10/2017	28648	Joseph G. Pollard Co., Inc.	562.24
04/10/2017	28649	Pro-Pipe & Supply, Inc.	160.35
04/10/2017	28650	Q Versa, LLC	15,631.85
04/10/2017	28651	R & R Anderson Trucking	2,067.59
04/10/2017	28652	SB CNTY-Solid Waste Mgmt Div	19.75
04/10/2017	28653	Donald Kent Stone	500.00
04/10/2017	28654	Uline, Inc.	581.38
04/14/2017	28655	PAYROLL CHECK	2,071.28
04/14/2017	28656	PAYROLL CHECK	708.52
04/14/2017	28657	WageWorks, Inc.	1,230.62
04/14/2017	28658	Public Employees' Retirement S	23,402.29
04/14/2017	28659	IBEW Local 1436	476.00
04/14/2017	28660	California State Disbursement	115.38
04/14/2017	28661	California State Disbursement	397.38
04/14/2017	28662	Department of the Treasury - I	125.00
04/17/2017	28663	CV Strategies	1,337.50
04/17/2017	28664	Delta Partners, LLC	7,500.00
04/17/2017	28665	Krieger & Stewart	950.00
04/17/2017	28666	One Stop Landscape Supply Inc	19,213.00
04/17/2017	28667	Platinum Advisors, LLC	5,000.00
04/17/2017	28668	RMC Water and Environment	8,942.80
04/17/2017	28669	San Bdno. Valley Muni. Water D	16,193.62
04/17/2017	28670	Separation Processes, Inc.	7,161.00

Check Register - April 2017

<u>Check Date</u>	<u>Check Number</u>	<u>Name</u>	<u>Check Amount</u>
04/17/2017	28671	David L. Wysocki	4,425.00
04/17/2017	28672	State Water Resources Control	300.00
04/17/2017	28673	CWEA-TCP (OAKPORT ST.)	83.00
04/17/2017	28674	CWEA-TCP (OAKPORT ST.)	83.00
04/17/2017	28675	Ralph C. Casas	82.45
04/17/2017	28676	Ameripride Uniform Services	526.64
04/17/2017	28677	AT&T Mobility	1,592.45
04/17/2017	28678	Jeanntte Wisdom	1,250.00
04/17/2017	28679	Carpet Station Tile & Wood, In	34,890.00
04/17/2017	28680	Daniel R. Heard	4,750.00
04/17/2017	28681	Eco Pro Environmental Services	170.00
04/17/2017	28682	Goforth & Marti Office	14,407.11
04/17/2017	28683	MailFinance Inc.	337.64
04/17/2017	28684	Separation Processes, Inc.	3,056.28
04/17/2017	28685	Spectrum Business	2,649.00
04/17/2017	28686	News Mirror Publishing, Inc.	321.95
04/17/2017	28687	Walter L. Ferar	177.50
04/17/2017	28688	Brenntag Pacific, Inc	18,880.24
04/17/2017	28689	Burgeson's Heating & Air Cond.	4,950.00
04/17/2017	28690	Calolympic Glove & Safety Co.,	225.76
04/17/2017	28691	Crown Ace Hardware - Yucaipa	734.56
04/17/2017	28692	Duke's Root Control, Inc.	24,172.01
04/17/2017	28693	Frost Company	15,285.50
04/17/2017	28694	Goldak Inc	380.09
04/17/2017	28695	Grainger	187.49
04/17/2017	28696	Haaker Equipment Company	453.00
04/17/2017	28697	HD Supply Waterworks, Ltd.	15,699.77
04/17/2017	28698	Inland Water Works Supply Co.	1,728.76
04/17/2017	28699	Innerline Engineering	1,750.00
04/17/2017	28700	MBC Applied Environmental Scie	2,600.00
04/17/2017	28701	Nuckles Oil Company, Inc.	2,112.08
04/17/2017	28702	Nagem, Inc.	830.00
04/17/2017	28703	NCL Of Wisconsin Inc	36.19
04/17/2017	28704	BlueTarp Financial, Inc.	233.61
04/17/2017	28705	Polydyne Inc.	5,699.98
04/17/2017	28706	Pro-Pipe & Supply, Inc.	436.30
04/17/2017	28707	Q Versa, LLC	8,014.61
04/17/2017	28708	Red Alert Special Couriers	344.26
04/17/2017	28709	Redlands Automotive Sales, Inc	127.00
04/17/2017	28710	Sterling Water Technologies LL	17,725.32
04/17/2017	28711	Donald Kent Stone	500.00
04/17/2017	28712	Uline, Inc.	596.42
04/17/2017	28713	UPS Store#1504/ Mail Boxes Etc	29.86
04/17/2017	28714	Rodd Greene	669.21
04/17/2017	28715	Linda Kilday	586.38
04/17/2017	28716	Dennis Neff	669.58
04/17/2017	28717	YVWD-Petty Cash	382.20
04/17/2017	28718	Tom Shalhoub	35.20
04/17/2017	28719	Robert Wall	669.58
04/17/2017	28720	Charlie Bailey	567.49
04/17/2017	28721	Berkshire Hathaway Homestate C	14,010.27
04/17/2017	28722	WageWorks, Inc.	202.25
04/17/2017	28723	Ashley Hosmanek	34.50
04/17/2017	28724	CalPERS - HEALTH	67,089.50
04/17/2017	28725	Boot Barn Inc.	200.00
04/24/2017	28726	Ameripride Uniform Services	565.74
04/24/2017	28727	State of California - DMV	10.00
04/24/2017	28728	Central Communications	283.95
04/24/2017	28729	County of Riverside	1,051.00

Check Register - April 2017

<u>Check Date</u>	<u>Check Number</u>	<u>Name</u>	<u>Check Amount</u>
04/24/2017	28730	CSMFO	30.00
04/24/2017	28731	CV Strategies	5,050.00
04/24/2017	28732	Dudek & Associates, Inc	1,304.88
04/24/2017	28733	Fedex	80.02
04/24/2017	28734	Frontier Communications	147.30
04/24/2017	28735	Goforth & Marti Office	11,582.30
04/24/2017	28736	Incode Division-Tyler Technolo	23,145.09
04/24/2017	28737	Lowe's Companies, Inc.	95.00
04/24/2017	28738	NetComp Technologies,Inc.	4,225.58
04/24/2017	28739	Pro-Pipe & Supply, Inc.	16.36
04/24/2017	28740	RMC Water and Environment	5,899.86
04/24/2017	28741	SB CNTY-Fire Protection Distri	1,866.00
04/24/2017	28742	SCE Rosemead	163,007.60
04/24/2017	28743	VOID Check	0.00
04/24/2017	28744	Luke's Transmission Inc.	244.52
04/24/2017	28745	John F. Simister	278.84
04/24/2017	28746	Brenntag Pacific, Inc	19,300.54
04/24/2017	28747	CHJ Consultants	3,098.70
04/24/2017	28748	Clinical Laboratory of San Ber	11,060.00
04/24/2017	28749	Evoqua Water Technologies LLC	2,081.51
04/24/2017	28750	G&G Environmental Compliance,I	6,515.61
04/24/2017	28751	Grainger	1,823.29
04/24/2017	28752	Inland Water Works Supply Co.	2,221.41
04/24/2017	28753	Innerline Engineering	1,750.00
04/24/2017	28754	JB Paving & Engineering, Inc.	5,800.00
04/24/2017	28755	Jon's Flags & Poles	351.80
04/24/2017	28756	Kevin E. French	909.00
04/24/2017	28757	Nuckles Oil Company, Inc.	1,706.28
04/24/2017	28758	Nagem, Inc.	513.00
04/24/2017	28759	Office Solutions Business Prod	171.69
04/24/2017	28760	Tom Ponton Industries, Inc.	992.35
04/24/2017	28761	R & R Anderson Trucking	1,342.90
04/24/2017	28762	Safeguard Business Systems Inc	1,186.06
04/24/2017	28763	Uline, Inc.	599.39
04/24/2017	28764	Westech Engineering	1,658.62
04/24/2017	28765	Wilbur's	1,357.65
04/24/2017	28766	Atkinson, Andelson, Loya, Ruud	1,779.20
04/24/2017	28767	State Water Resources Control	60.00
04/24/2017	28768	Nicholas C. Hendrickson	397.11
04/24/2017	28769	State Water Resources Control	35,018.00
04/24/2017	28770	State Water Resources Control	80.00
04/28/2017	28771	ESPINOSA, MICHAEL	10.90
04/28/2017	28772	PAYROLL CHECK	1,137.83
04/28/2017	28773	PAYROLL CHECK	2,149.01
04/28/2017	28774	WageWorks, Inc.	1,230.62
04/28/2017	28775	Public Employees' Retirement S	25,168.18
04/28/2017	28776	California State Disbursement	115.38
04/28/2017	28777	California State Disbursement	397.38
04/28/2017	28778	Department of the Treasury - I	125.00
04/28/2017	28779	American Family Life Assurance	3,336.37
04/28/2017	28780	Western Dental Services, Inc.	255.20
04/28/2017	28781	Hyatt Regency	697.00
04/28/2017	28782	Hyatt Regency	697.00
04/28/2017	28783	Comfort Suites Woodland	321.12
04/28/2017	28784	Hyatt Regency	697.00

April 2017 Check Register Total

1,017,690.04

Staff Report



Yucaipa Valley Water District

Discussion Items





Date: May 16, 2017

Prepared By: Allison M. Edmisten, Chief Financial Officer
Peggy Little, Administrative Supervisor

Subject: Presentation of the Unaudited Financial Report for the Period Ending on April 30, 2017

Recommendation: That the Board receives and files the unaudited financial report.

The following unaudited financial report has been prepared by the Administrative Department for your review. The report has been divided into six sections to clearly disseminate information pertaining to the financial status of the District. Please remember that the following financial information has not been audited.

Cash Fund Balance Report

[Detailed information can be found on page 5 to 6 of 30]

The Cash Fund Balance Report provides a summary of how the total amount of funds maintained by financial institutions is distributed throughout the enterprise and non-enterprise funds of the District. A summary of the report is as follows:

Fund Source	Operating Funds	Restricted Funds	Total Funds
Water Division	\$8,075,563.43	\$871,847.15	\$8,947,410.58
Sewer Division	\$12,394,625.56	(\$6,681,216.61)	\$5,713,408.95
Recycled Water Division	<u>\$1,482,823.20</u>	<u>\$519,865.76</u>	<u>\$2,002,688.96</u>
Total	\$21,953,012.19	(\$5,289,503.70)	\$16,663,508.49

Most of the funds reflected in the Cash Fund Balance Report are designated for specific purposes and are therefore restricted, either by law or by District policy.

Check Register

[Detailed information can be found on pages 7 to 11 of 30]

The check register lists each check processed during the month of April 2017. The District processed 232 checks during the month of April for a total sum of \$1,017,690.04. All checks are reviewed by District staff for accuracy and completeness, and usually signed by the General Manager and one Director, but may be signed by two Directors.

The Chief Financial Officer will make any check, invoice or supporting documentation available for review to any board member upon request.

Financial Account Information

[Detailed information can be found on pages 12 to 16 of 30]

The District currently deposits all revenue received into the Deposit Checking account. The General Checking account is used as a sole processing account for all District checks and electronic payroll. The Investment Checking account is used for the purchase and redemption of US treasury notes and bills and for the transfer of LAIF funds. The US treasury notes and bills are booked at cost.

The LAIF investment account is a pooled money account administered by the State of California. Additional information on the LAIF account is provided below in the investment summary report.

Investment Summary

[Detailed information can be found on pages 17 to 18 of 30]

The investment summary report illustrates the District's investments in US treasury notes and bills in addition to the investments held by the Local Agency Investment Fund or LAIF. The yields for the treasury notes and bills are provided for each individual transaction. The historical annual yield for funds invested with LAIF is also provided.

Separate pooled money investment reports prepared by the State of California are maintained by the District and available for review.

Monthly Revenue Allocation

[Detailed information can be found on pages 19 to 20 of 30]

During the month of April 2017 the District's deposit checking account received a sum total of \$1,560,174.93 in revenues from the following categories:

- A total of \$1,494,126.54 was received from 14,932 customers for utility bill payments. This is the total amount of utility bill payments received from water, sewer and recycled services.
- A total of \$2,277.75 was received for construction meter deposits, customer deposits and internet fee payments.
- A total of \$46,046.64 was received from miscellaneous water related activities (other than utility bill charges).
- A total of \$1,000.00 was received from miscellaneous sewer related activities (other than utility bill charges).
- A total of \$16,724.00 was received from miscellaneous recycled related activities (other than utility bill charges).
- The District's general checking account (pages 12-16 of 30) received two ACH deposits for San Bernardino Property Taxes in the amount of \$1,045,924.28. The District has received \$2,876,987.42 (96%) of the allocated \$2,988,634.38 property taxes for FY 2017.

Fiscal Year 2017 Budget Status

[Detailed information can be found on pages 21 to 30 of 30]

The revenue and expense budget status for the 2017 Fiscal Year is provided for your review.

**Summary of Revenue Budget
As of April 30, 2017 (79% of Budget Cycle)**

<u>Division</u>	<u>Budget Amount</u>	<u>Current Month</u>	<u>Year-To-Date</u>	<u>Percentage</u>
Water	13,781,800	1,707,068	9,950,949	72.20%
Sewer	12,202,227	960,827	9,151,755	75.00%
Recycled Water	657,100	31,959	400,914	61.01%
District Revenue	<u>26,641,127</u>	<u>2,699,854</u>	<u>19,503,618</u>	<u>73.21%</u>

**Summary of Water Budget Expenses
As of April 30, 2017 (79% of Budget Cycle)**

<u>Department</u>	<u>Budget Amount</u>	<u>Current Month</u>	<u>Year-To-Date</u>	<u>Percentage</u>
Water Resources	5,005,900	342,634	3,884,071	77.59%
Public works	2,569,500	185,014	1,981,427	77.11%
Administration	3,910,735	327,345	3,278,495	83.83%
Long Term Debt	2,295,665	0	2,295,663	100.00%
Asset Acquisition	0	0	0	0.00%
TOTAL	13,781,800	854,993	11,439,656	83.01%

**Summary of Sewer Budget Expenses
As of April 30, 2017 (79% of Budget Cycle)**

<u>Department</u>	<u>Budget Amount</u>	<u>Current Month</u>	<u>Year-To-Date</u>	<u>Percentage</u>
Treatment	3,838,400	266,430	3,011,888	78.47%
Administration	3,298,095	234,803	2,759,358	83.67%
Environmental Control	1,234,000	95,201	873,537	70.79%
Long Term Debt	3,831,732	0	3,831,725	100.00%
Asset Acquisition	0	0	0	0.00%
TOTAL	12,202,227	596,434	10,476,508	85.86%

**Summary of Recycled Water Budget Expenses
As of April 30, 2017 (79% of Budget Cycle)**

<u>Department</u>	<u>Budget Amount</u>	<u>Current Month</u>	<u>Year-To-Date</u>	<u>Percentage</u>
Administration	657,100	64,568	751,026	114.29%
TOTAL	657,100	64,568	751,026	114.29%

District Expenses	<u>26,641,127</u>	<u>1,515,995</u>	<u>22,667,190</u>	<u>85.08%</u>
--------------------------	--------------------------	-------------------------	--------------------------	----------------------

Investment Policy Disclosure

The District is currently compliant with the portfolio of its Investment Policy and State Law.

The District is using Sandy Gage with Merrill Lynch Wealth Management (Bank of America Corporation) for Treasury investments. The District expects to meet its expenditure requirements for the next six months.

Questions or Comments

If you have any questions about a particular budget account, please do not hesitate to contact the Chief Financial Officer directly. If you need additional information, the members of the Administrative Department would be happy to provide you with any detailed information you may desire.

Cash Fund Balance Report - April 2017

Water Division	GL#	Balance
*ID 1 Construction Funds	02-10216	\$ 293,145.85
*ID 2 Construction Funds	02-10217	\$ 80,409.31
*FCC - Debt Service YVRWFF Phase I	02-10401	\$ (2,125,803.94)
*FCC - Future YVRWFF Phase II & III	02-10403	\$ 410,661.32
*FCC - Recycled System	02-10410	\$ (879,164.91)
*FCC - Booster Pumping Plants	02-10411	\$ 674,226.53
*FCC - Pipeline Facilities	02-10412	\$ 123,936.46
*FCC - Water Storage Reservoirs	02-10413	\$ 2,294,436.53
Depreciation Reserves	02-10310	\$ 522,571.84
Infrastructure Reserves	02-10311	\$ 2,756,053.00
Sustainability Fund	02-10313	\$ 43,723.36
Rate Stabilization Fund	02-10314	\$ 500,209.14
Imported Water Fund - MUNI	02-10315	\$ (423,974.76)
Imported Water Fund - SGPWA	02-10316	\$ 802,534.41
Operating Funds:		\$ 3,874,446.44
Total Water Division		\$ 8,947,410.58

Sewer Division	GL#	Balance
*SRF Reserve Fund - Brineline	03-10218	\$ 637,449.00
*SRF Reserve Fund - WISE	03-10219	\$ 184,928.00
*SRF Reserve Fund - R 10.3	03-10220	\$ 51,531.00
*SRF Reserve Fund - Crow St	03-10221	\$ 19,255.00
*FCC - Debt Service WWTP Expansion & Upgrade	03-10405	\$ 1,695,420.25
*FCC - Future WWTP Expansion	03-10407	\$ 1,339,839.58
*FCC - Sewer Interceptors	03-10415	\$ (835,927.26)
*FCC - Lift Stations	03-10416	\$ 330,380.52
*FCC - Effluent Disposal Facilities	03-10417	\$ (1,629,505.14)
*FCC - Salt Mitigation Facilities	03-10418	\$ (8,474,587.56)
Project Fund - Encumbered	03-10215	\$ 276,000.00
Depreciation Reserves	03-10310	\$ 3,350,833.57
Infrastructure Reserves	03-10311	\$ 4,569,640.00
Rate Stabilization Fund	03-10314	\$ 1,464,394.90
Operating Funds:		\$ 2,733,757.09
Total Wastewater Division		\$ 5,713,408.95

Recycled Water Division	GL#	Balance
*FCC - Recycled System	04-10410	\$ 65,376.79
*FCC - Booster Pumping Plants	04-10411	\$ 1,532.04
*FCC - Pipeline Facilities	04-10412	\$ 222,369.18
*FCC - Water Storage Reservoirs	04-10413	\$ 230,587.75
Project Fund - Encumbered	04-10215	\$ -
Depreciation Reserves	04-10310	\$ 59,744.84
Infrastructure Reserves	04-10311	\$ 248,332.31
Operating Funds:		\$ 1,174,746.05
Total Recycled Water Division		\$ 2,002,688.96

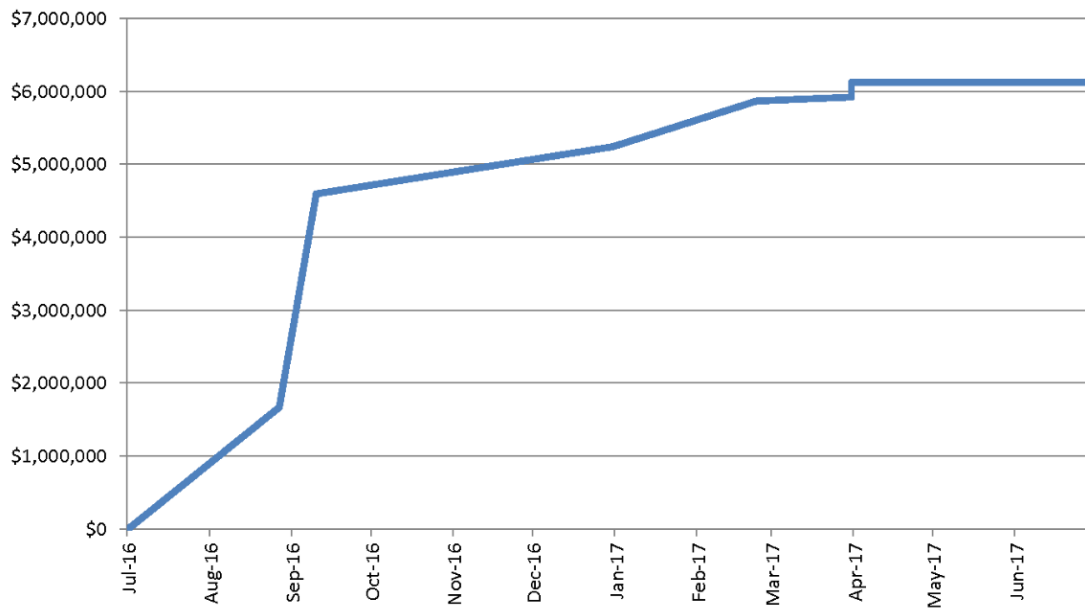
DISTRICT TOTAL \$ 16,663,508.49

*=Restricted Funds

Cash Fund Balance Report - April 2017

Pending Financial Obligations for Fiscal Year 2016/17				
Due Date	Fund	Description	Term of Obligation	Amount
8/27/2016	Water	2015A Bond Payment - YVRWFF	2015-2034	\$ 1,670,556.25
9/10/2016	Sewer	SRF Payment - WRWRF	2009-2028	\$ 2,923,688.75
12/31/2016	Sewer	SRF Payment - Yucaipa Regional Brineline	2013-2032	\$ 649,273.50
2/23/2017	Water	2015A Bond Payment - YVRWFF	2015-2034	\$ 625,106.25
3/31/2017	Sewer	SRF Payment - Recycled Reservoir R-10.3	2014-2033	\$ 54,277.31
3/31/2017	Sewer	SRF Payment - Desalinization at WRWRF	2014-2033	\$ 185,251.30
3/31/2017	Sewer	SRF Payment - Crow Street/Recycled Booster B-12.1	2016-2035	\$ 19,254.37
			Total	\$ 6,127,407.73

**Payment Schedule and Cash Flow Requirements
for Fiscal Year 2016-2017**



Check Register - April 2017

<u>Check Date</u>	<u>Check Number</u>	<u>Name</u>	<u>Check Amount</u>
4/3/2017	28553	Ameripride Uniform Services	568.39
4/3/2017	28554	Cal's Towing	450.00
4/3/2017	28555	Central Communications	283.95
4/3/2017	28556	Fedex	37.35
4/3/2017	28557	Inland Water Works Supply Co.	3,949.04
4/3/2017	28558	Raiset R. Santana and Adriana	55.75
4/3/2017	28559	Leroy's Landscape Services	2,955.00
4/3/2017	28560	Pro-Pipe & Supply, Inc.	84.60
4/3/2017	28561	Association of San Bernardino	128.00
4/3/2017	28562	Spectrum Business	3,668.00
4/3/2017	28563	The Gas Company	1,485.16
4/3/2017	28564	Yucaipa Disposal, Inc.	1,413.00
4/3/2017	28565	Yucaipa Valley Chamber Of Comm	210.00
4/3/2017	28566	Luke's Transmission Inc.	346.24
4/3/2017	28567	Bob Walker	255.00
4/3/2017	28568	Brenntag Pacific, Inc	20,803.04
4/3/2017	28569	Clean Diesel Specialists So Ca	1,389.46
4/3/2017	28570	DC Frost Associates, Inc.	12,941.00
4/3/2017	28571	Evans-Hydro Inc.	7,785.10
4/3/2017	28572	Eric Ewalt	5,872.00
4/3/2017	28573	Hach Company	932.65
4/3/2017	28574	Hasa, Inc.	3,740.87
4/3/2017	28575	Myers & Sons Hi-Way Safety Inc	408.31
4/3/2017	28576	JB Paving & Engineering, Inc.	10,200.00
4/3/2017	28577	Johnson Machinery Co.	340.19
4/3/2017	28578	Kevin E. French	1,824.00
4/3/2017	28579	Lowe's Companies, Inc.	8,702.35
4/3/2017	28580	MBC Applied Environmental Scie	1,300.00
4/3/2017	28581	Nuckles Oil Company, Inc.	2,113.65
4/3/2017	28582	Nagem, Inc.	722.50
4/3/2017	28583	Page Locksmith	211.06
4/3/2017	28584	Pall Corporation	172.75
4/3/2017	28585	Pro-Pipe & Supply, Inc.	162.63
4/3/2017	28586	Red Alert Special Couriers	688.52
4/3/2017	28587	SF CC Intermediate Holdings In	188.86
4/3/2017	28588	Valin Corporation	6,842.33
4/3/2017	28589	Calmat Company	2,516.72
4/3/2017	28590	ZEP Manufacturing Company	156.83
4/3/2017	28591	MURGA, YAMIRA	11.04
4/3/2017	28592	CLEAN STREET	1,353.68
4/3/2017	28593	HIGHPOINTE JPR 308	1,353.68
4/3/2017	28594	INEICHEN, ALLEN	1,427.28
4/3/2017	28595	ZIMMERMAN, DENNIS	86.67
4/3/2017	28596	State Water Resources Control	340.00
4/3/2017	28597	Michael J. O'Day	550.00
4/3/2017	28598	Standard Insurance Company	2,991.88
4/3/2017	28599	US Healthworks Medical Group,	50.00
4/3/2017	28600	Standard Insurance Company	3,046.82
4/3/2017	28601	Standard Insurance Vision Plan	611.84
4/3/2017	28602	MetLife Small Business Center	522.43
4/3/2017	28603	Ashley Hosmanek	54.87
4/3/2017	28604	Boot Barn Inc.	194.39
4/3/2017	28605	Blue Shield	1,519.00
4/10/2017	28606	MOORE, RON	409.94
4/10/2017	28607	PACIFIC HORIZON BUIL	1,425.30
4/10/2017	28608	YEPEZ, RICARDO	13.82
4/10/2017	28609	CRANE, THOMAS W	14.31
4/10/2017	28610	State Water Resources Control	290.00
4/10/2017	28611	ADS, LLC	3,951.00

Check Register - April 2017

<u>Check Date</u>	<u>Check Number</u>	<u>Name</u>	<u>Check Amount</u>
4/10/2017	28612	Ameripride Uniform Services	625.81
4/10/2017	28613	CA-ARB/PERP	575.00
4/10/2017	28614	Corelogic, Inc.	330.00
4/10/2017	28615	Coverall North America, Inc.	1,021.00
4/10/2017	28616	First American Data Tree, LLC	50.00
4/10/2017	28617	Frontier Communications	144.29
4/10/2017	28618	Geoscience Support Services, I	14,655.50
4/10/2017	28619	David J. Orozco	495.00
4/10/2017	28620	House Of Quality, Parts Plus	3,458.63
4/10/2017	28621	Incode Division-Tyler Technolo	93.10
4/10/2017	28622	InfoSend, Inc.	5,286.83
4/10/2017	28623	JB Paving & Engineering, Inc.	30,875.00
4/10/2017	28624	Raiset R. Santana and Adriana	63.18
4/10/2017	28625	Konica Minolta Business Soluti	923.43
4/10/2017	28626	NetComp Technologies, Inc.	9,023.96
4/10/2017	28627	The Counseling Team Internatio	360.00
4/10/2017	28628	Underground Service Alert Of S	238.50
4/10/2017	28629	Yucaipa Valley Water District	5,257.79
4/10/2017	28630	Luke's Transmission Inc.	149.80
4/10/2017	28631	Brenntag Pacific, Inc	7,565.45
4/10/2017	28632	Cemex Inc. USA	3,502.84
4/10/2017	28633	Victor James Valenti	3,958.72
4/10/2017	28634	DC Frost Associates, Inc.	7,100.57
4/10/2017	28635	Dinosaur Tire Inc.	384.95
4/10/2017	28636	Eric Ewalt	9,496.48
4/10/2017	28637	Grainger	41.34
4/10/2017	28638	Harrigan's Toilet Partitions,	2,720.00
4/10/2017	28639	Hasa, Inc.	7,619.42
4/10/2017	28640	Hemet Valley Tool Inc.	96.44
4/10/2017	28641	Inland Water Works Supply Co.	6,486.76
4/10/2017	28642	Innerline Engineering	5,250.00
4/10/2017	28643	JB Paving & Engineering, Inc.	2,700.00
4/10/2017	28644	Nuckles Oil Company, Inc.	1,694.33
4/10/2017	28645	Microflex Corp #774353	1,108.75
4/10/2017	28646	Nagem, Inc.	4,948.53
4/10/2017	28647	Office Solutions Business Prod	3,971.71
4/10/2017	28648	Joseph G. Pollard Co., Inc.	562.24
4/10/2017	28649	Pro-Pipe & Supply, Inc.	160.35
4/10/2017	28650	Q Versa, LLC	15,631.85
4/10/2017	28651	R & R Anderson Trucking	2,067.59
4/10/2017	28652	SB CNTY-Solid Waste Mgmt Div	19.75
4/10/2017	28653	Donald Kent Stone	500.00
4/10/2017	28654	Uline, Inc.	581.38
4/14/2017	28655	PAYROLL CHECK	2,071.28
4/14/2017	28656	PAYROLL CHECK	708.52
4/14/2017	28657	WageWorks, Inc.	1,230.62
4/14/2017	28658	Public Employees' Retirement S	23,402.29
4/14/2017	28659	IBEW Local 1436	476.00
4/14/2017	28660	California State Disbursement	115.38
4/14/2017	28661	California State Disbursement	397.38
4/14/2017	28662	Department of the Treasury - I	125.00
4/17/2017	28663	CV Strategies	1,337.50
4/17/2017	28664	Delta Partners, LLC	7,500.00
4/17/2017	28665	Krieger & Stewart	950.00
4/17/2017	28666	One Stop Landscape Supply Inc	19,213.00
4/17/2017	28667	Platinum Advisors, LLC	5,000.00
4/17/2017	28668	RMC Water and Environment	8,942.80
4/17/2017	28669	San Bdno. Valley Muni. Water D	16,193.62
4/17/2017	28670	Separation Processes, Inc.	7,161.00

Check Register - April 2017

<u>Check Date</u>	<u>Check Number</u>	<u>Name</u>	<u>Check Amount</u>
4/17/2017	28671	David L. Wysocki	4,425.00
4/17/2017	28672	State Water Resources Control	300.00
4/17/2017	28673	CWEA-TCP (OAKPORT ST.)	83.00
4/17/2017	28674	CWEA-TCP (OAKPORT ST.)	83.00
4/17/2017	28675	Ralph C. Casas	82.45
4/17/2017	28676	Ameripride Uniform Services	526.64
4/17/2017	28677	AT&T Mobility	1,592.45
4/17/2017	28678	Jeanntte Wisdom	1,250.00
4/17/2017	28679	Carpet Station Tile & Wood, In	34,890.00
4/17/2017	28680	Daniel R. Heard	4,750.00
4/17/2017	28681	Eco Pro Environmental Services	170.00
4/17/2017	28682	Goforth & Marti Office	14,407.11
4/17/2017	28683	MailFinance Inc.	337.64
4/17/2017	28684	Separation Processes, Inc.	3,056.28
4/17/2017	28685	Spectrum Business	2,649.00
4/17/2017	28686	News Mirror Publishing, Inc.	321.95
4/17/2017	28687	Walter L. Ferar	177.50
4/17/2017	28688	Brenntag Pacific, Inc	18,880.24
4/17/2017	28689	Burgeson's Heating & Air Cond.	4,950.00
4/17/2017	28690	Calolympic Glove & Safety Co.,	225.76
4/17/2017	28691	Crown Ace Hardware - Yucaipa	734.56
4/17/2017	28692	Duke's Root Control, Inc.	24,172.01
4/17/2017	28693	Frost Company	15,285.50
4/17/2017	28694	Goldak Inc	380.09
4/17/2017	28695	Grainger	187.49
4/17/2017	28696	Haaker Equipment Company	453.00
4/17/2017	28697	HD Supply Waterworks, Ltd.	15,699.77
4/17/2017	28698	Inland Water Works Supply Co.	1,728.76
4/17/2017	28699	Innerline Engineering	1,750.00
4/17/2017	28700	MBC Applied Environmental Scie	2,600.00
4/17/2017	28701	Nuckles Oil Company, Inc.	2,112.08
4/17/2017	28702	Nagem, Inc.	830.00
4/17/2017	28703	NCL Of Wisconsin Inc	36.19
4/17/2017	28704	BlueTarp Financial, Inc.	233.61
4/17/2017	28705	Polydyne Inc.	5,699.98
4/17/2017	28706	Pro-Pipe & Supply, Inc.	436.30
4/17/2017	28707	Q Versa, LLC	8,014.61
4/17/2017	28708	Red Alert Special Couriers	344.26
4/17/2017	28709	Redlands Automotive Sales, Inc	127.00
4/17/2017	28710	Sterling Water Technologies LL	17,725.32
4/17/2017	28711	Donald Kent Stone	500.00
4/17/2017	28712	Uline, Inc.	596.42
4/17/2017	28713	UPS Store#1504/ Mail Boxes Etc	29.86
4/17/2017	28714	Rodd Greene	669.21
4/17/2017	28715	Linda Kilday	586.38
4/17/2017	28716	Dennis Neff	669.58
4/17/2017	28717	YVWD-Petty Cash	382.20
4/17/2017	28718	Tom Shalhoub	35.20
4/17/2017	28719	Robert Wall	669.58
4/17/2017	28720	Charlie Bailey	567.49
4/17/2017	28721	Berkshire Hathaway Homestate C	14,010.27
4/17/2017	28722	WageWorks, Inc.	202.25
4/17/2017	28723	Ashley Hosmanek	34.50
4/17/2017	28724	CalPERS - HEALTH	67,089.50
4/17/2017	28725	Boot Barn Inc.	200.00
4/24/2017	28726	Ameripride Uniform Services	565.74
4/24/2017	28727	State of California - DMV	10.00
4/24/2017	28728	Central Communications	283.95
4/24/2017	28729	County of Riverside	1,051.00

Check Register - April 2017

<u>Check Date</u>	<u>Check Number</u>	<u>Name</u>	<u>Check Amount</u>
4/24/2017	28730	CSMFO	30.00
4/24/2017	28731	CV Strategies	5,050.00
4/24/2017	28732	Dudek & Associates, Inc	1,304.88
4/24/2017	28733	Fedex	80.02
4/24/2017	28734	Frontier Communications	147.30
4/24/2017	28735	Goforth & Marti Office	11,582.30
4/24/2017	28736	Incode Division-Tyler Technolo	23,145.09
4/24/2017	28737	Lowe's Companies, Inc.	95.00
4/24/2017	28738	NetComp Technologies,Inc.	4,225.58
4/24/2017	28739	Pro-Pipe & Supply, Inc.	16.36
4/24/2017	28740	RMC Water and Environment	5,899.86
4/24/2017	28741	SB CNTY-Fire Protection Distri	1,866.00
4/24/2017	28742	SCE Rosemead	163,007.60
4/24/2017	28743	VOID Check	0.00
4/24/2017	28744	Luke's Transmission Inc.	244.52
4/24/2017	28745	John F. Simister	278.84
4/24/2017	28746	Brenntag Pacific, Inc	19,300.54
4/24/2017	28747	CHJ Consultants	3,098.70
4/24/2017	28748	Clinical Laboratory of San Ber	11,060.00
4/24/2017	28749	Evoqua Water Technologies LLC	2,081.51
4/24/2017	28750	G&G Environmental Compliance,I	6,515.61
4/24/2017	28751	Grainger	1,823.29
4/24/2017	28752	Inland Water Works Supply Co.	2,221.41
4/24/2017	28753	Innerline Engineering	1,750.00
4/24/2017	28754	JB Paving & Engineering, Inc.	5,800.00
4/24/2017	28755	Jon's Flags & Poles	351.80
4/24/2017	28756	Kevin E. French	909.00
4/24/2017	28757	Nuckles Oil Company, Inc.	1,706.28
4/24/2017	28758	Nagem, Inc.	513.00
4/24/2017	28759	Office Solutions Business Prod	171.69
4/24/2017	28760	Tom Ponton Industries, Inc.	992.35
4/24/2017	28761	R & R Anderson Trucking	1,342.90
4/24/2017	28762	Safeguard Business Systems Inc	1,186.06
4/24/2017	28763	Uline, Inc.	599.39
4/24/2017	28764	Westech Engineering	1,658.62
4/24/2017	28765	Wilbur's	1,357.65
4/24/2017	28766	Atkinson, Andelson, Loya, Ruud	1,779.20
4/24/2017	28767	State Water Resources Control	60.00
4/24/2017	28768	Nicholas C. Hendrickson	397.11
4/24/2017	28769	State Water Resources Control	35,018.00
4/24/2017	28770	State Water Resources Control	80.00
4/28/2017	28771	ESPINOSA, MICHAEL	10.90
4/28/2017	28772	PAYROLL CHECK	1,137.83
4/28/2017	28773	PAYROLL CHECK	2,149.01
4/28/2017	28774	WageWorks, Inc.	1,230.62
4/28/2017	28775	Public Employees' Retirement S	25,168.18
4/28/2017	28776	California State Disbursement	115.38
4/28/2017	28777	California State Disbursement	397.38
4/28/2017	28778	Department of the Treasury - I	125.00
4/28/2017	28779	American Family Life Assurance	3,336.37
4/28/2017	28780	Western Dental Services, Inc.	255.20
4/28/2017	28781	Hyatt Regency	697.00
4/28/2017	28782	Hyatt Regency	697.00
4/28/2017	28783	Comfort Suites Woodland	321.12
4/28/2017	28784	Hyatt Regency	697.00
April 2017 Check Register Total			1,017,690.04

Financial Account Information - April 2017

DATE	DESCRIPTION	Deposit Checking	General Checking	Investment Checking	Treasuries at cost	LAIF Invest. Fund	TOTAL ACTIVITY
3/31/2017	bal forward	135,282.78	30,000.00	24,351.82	506,235.03	14,782,824.91	15,478,694.54
3/31/17	rev retained in MM				(6,440.08)		(6,440.08)
4/3/2017	Deposit	60,732.95					60,732.95
	Credit Card-3/31	776.98					776.98
	Credit Card-4/3	4,222.82					4,222.82
	Website-4/3	5,661.87					5,661.87
	Website-4/4	75.75					75.75
	Website-4/4	503.44					503.44
	ACH pmts	20,410.29					20,410.29
	ACH pmts	32,536.21					32,536.21
	ETS Fees	(1,565.38)					(1,565.38)
	ETS Fees	(1,538.83)					(1,538.83)
4/4/2017	Deposit	9,451.81					9,451.81
	Credit Card-4/3	821.33					821.33
	Credit Card-4/4	3,657.95					3,657.95
	Electronic	29,950.24					29,950.24
	Electronic	12,090.60					12,090.60
	Electronic	3,093.88					3,093.88
	Website-4/4	4,759.24					4,759.24
	Website-4/5	176.27					176.27
	Website-4/5	613.84					613.84
4/5/2017	Deposit	34,279.33					34,279.33
	Credit Card-4/4	1,028.77					1,028.77
	Credit Card-4/5	4,913.71					4,913.71
	Electronic	16,324.62					16,324.62
	Website-4/5	4,341.41					4,341.41
	Website-4/6	143.47					143.47
	Website-4/6	438.75					438.75
	Ck#28553-28605		(120,017.88)				(120,017.88)
	TRF#1501 - AP	(120,017.88)	120,017.88				0.00
4/6/2017	Deposit	18,637.53					18,637.53
	Credit Card-4/5	220.20					220.20
	Credit Card-4/6	1,936.89					1,936.89
	Electronic	10,930.51					10,930.51
	Website-4/6	2,925.40					2,925.40
	Website-4/7	90.67					90.67
	Website-4/7	959.25					959.25
4/7/2017	Deposit	37,353.93					37,353.93
	Deposit - M/C	463.97					463.97
	Credit Card-4/6	543.13					543.13
	Credit Card-4/7	1,961.39					1,961.39
	Electronic	11,035.69					11,035.69
	Website-4/7	3,759.74					3,759.74
	Website-4/8	2,761.54					2,761.54
	Website-4/9	196.48					196.48
	Website-4/9	2,086.26					2,086.26
	Website-4/9	1.95					1.95
	Website-4/10	336.25					336.25
	Website-4/10	2,604.14					2,604.14
4/10/2017	Deposit	70,028.22					70,028.22
	Credit Card-4/7	386.24					386.24
	Credit Card-4/10	5,185.53					5,185.53
	Electronic	24,826.36					24,826.36
	Website-4/10	3,642.20					3,642.20
	Website-4/11	666.62					666.62
	ACH pmts	46,277.59					46,277.59

Financial Account Information - April 2017

DATE	DESCRIPTION	Deposit Checking	General Checking	Investment Checking	Treasuries at cost	LAIF Invest. Fund	TOTAL ACTIVITY
3/31/2017	bal forward	135,282.78	30,000.00	24,351.82	506,235.03	14,782,824.91	15,478,694.54
4/11/2017	Deposit	7,160.15					7,160.15
	Credit Card-4/10	1,178.27					1,178.27
	Credit Card-4/11	2,843.95					2,843.95
	Electronic	23,072.28					23,072.28
	Website-4/11	3,045.84					3,045.84
	Website-4/12	159.71					159.71
	Website-4/12	286.25					286.25
4/12/2017	Deposit	66,042.56					66,042.56
	Credit Card-4/11	1,132.19					1,132.19
	Credit Card-4/12	2,431.79					2,431.79
	Electronic	13,854.71					13,854.71
	Website-4/12	4,156.66					4,156.66
	Website-4/13	136.00					136.00
	Website-4/13	1,424.61					1,424.61
	Deposit - SBC Tax		193,925.50				193,925.50
	TRF#1502 - to Dep Cking	193,925.50	(193,925.50)				0.00
4/13/2017	Deposit	23,734.05					23,734.05
	Credit Card-4/12	1,131.52					1,131.52
	Credit Card-4/13	8,129.59					8,129.59
	Electronic	13,858.99					13,858.99
	Website-4/13	2,823.52					2,823.52
	Website-4/14	174.52					174.52
	Website-4/14	1,539.73					1,539.73
4/14/2017	Federal Taxes		(50,601.15)				(50,601.15)
4/14/2017	State Taxes		(7,778.29)				(7,778.29)
4/14/2017	PR Direct Deposit		(118,811.23)				(118,811.23)
4/14/2017	CalPERS 457		(21,646.18)				(21,646.18)
4/14/2017	VOYA 457		(6,788.40)				(6,788.40)
	Ck#28606-28662		(196,427.11)				(196,427.11)
	TRF#1503 - AP & PR	(402,052.36)	402,052.36				0.00
4/14/2017	Deposit	32,116.45					32,116.45
	Dep - M/C	17,914.00					17,914.00
	Credit Card-4/13	768.26					768.26
	Credit Card-4/14	2,998.67					2,998.67
	Electronic	14,680.89					14,680.89
	Website-4/14	3,792.30					3,792.30
	Website-4/15	303.17					303.17
	Website-4/15	2,770.09					2,770.09
	Website-4/16	76.82					76.82
	Website-4/16	2,442.56					2,442.56
	Website-4/17	121.90					121.90
	Website-4/17	448.48					448.48
4/17/2017	Deposit	77,732.24					77,732.24
	Credit Card-4/14	1,199.48					1,199.48
	Credit Card-4/17	3,390.45					3,390.45
	Electronic	14,378.50					14,378.50
	Website-4/17	4,417.94					4,417.94
	Website-4/18	258.34					258.34
	Website-4/18	448.81					448.81
	ACH pmts	63,148.98					63,148.98
	ACH pmts	75.12					75.12
4/16	Qtrly Analysis Fee			(12,755.31)			(12,755.31)
	LAIF Quarterly Interest					28,579.56	28,579.56

Financial Account Information - April 2017

DATE	DESCRIPTION	Deposit Checking	General Checking	Investment Checking	Treasuries at cost	LAIF Invest. Fund	TOTAL ACTIVITY
3/31/2017	bal forward	135,282.78	30,000.00	24,351.82	506,235.03	14,782,824.91	15,478,694.54
4/18/2017	Deposit	6,789.88					6,789.88
	Dep - M/C	16,381.30					16,381.30
	Credit Card-4/17	1,010.86					1,010.86
	Credit Card-4/18	6,851.84					6,851.84
	Electronic	17,353.69					17,353.69
	Website-4/18	4,451.87					4,451.87
	Website-4/19	1,117.81					1,117.81
	Ck#28663-28725		(344,248.91)				(344,248.91)
	TRF#1504 - AP	(344,248.91)	344,248.91				0.00
4/19/2017	Deposit	37,221.46					37,221.46
	Credit Card-4/18	700.87					700.87
	Credit Card-4/19	5,556.41					5,556.41
	Electronic	11,372.11					11,372.11
	Website-4/19	2,243.58					2,243.58
	Website-4/20	150.00					150.00
	Website-4/20	660.24					660.24
4/20/2017	Deposit	23,038.14					23,038.14
	Deposit -M/C	4,060.00					4,060.00
	Credit Card-4/19	551.74					551.74
	Credit Card-4/20	3,253.09					3,253.09
	Electronic	8,540.00					8,540.00
	Website-4/20	2,127.22					2,127.22
	Website-4/21	249.51					249.51
	Website-4/21	2,069.68					2,069.68
	ACH pmts	45,041.20					45,041.20
4/21/2017	Deposit	34,344.32					34,344.32
	Deposit - Riv Tax	17,216.10					17,216.10
	Deposit -M/C	15,258.60					15,258.60
	Credit Card-4/20	687.75					687.75
	Credit Card-4/21	2,571.06					2,571.06
	Electronic	14,039.81					14,039.81
	Website-4/21	3,266.66					3,266.66
	Website-4/22	103.75					103.75
	Website-4/22	2,008.70					2,008.70
	Website-4/23	347.65					347.65
	Website-4/23	2,527.65					2,527.65
	Website-4/24	133.07					133.07
	Website-4/24	603.99					603.99
4/24/2017	Deposit	49,629.67					49,629.67
	Credit Card-4/21	680.10					680.10
	Credit Card-4/24	4,328.07					4,328.07
	Electronic	14,615.46					14,615.46
	Website-4/24	4,505.97					4,505.97
	Website-4/25	105.66					105.66
	Website-4/25	1,171.93					1,171.93
	Deposit - SBC Tax		851,998.78				851,998.78
	TRF#1505 - to Dep Ck	851,998.78	(851,998.78)				0.00
4/25/2017	Deposit	9,340.35					9,340.35
	Credit Card-4/24	585.36					585.36
	Credit Card-4/25	2,980.58					2,980.58
	Electronic	15,373.13					15,373.13
	Website-4/25	2,100.45					2,100.45
	Website-4/26	1,612.46					1,612.46
	ACH pmts	61,121.85					61,121.85
	ACH pmts	815.73					815.73

Financial Account Information - April 2017

DATE	DESCRIPTION	Deposit Checking	General Checking	Investment Checking	Treasuries at cost	LAIF Invest. Fund	TOTAL ACTIVITY
3/31/2017	bal forward	135,282.78	30,000.00	24,351.82	506,235.03	14,782,824.91	15,478,694.54
4/26/2017	Deposit	35,275.23					35,275.23
	Credit Card-4/25	1,197.78					1,197.78
	Credit Card-4/26	3,551.55					3,551.55
	Electronic	10,633.76					10,633.76
	Website-4/26	5,683.65					5,683.65
	Website-4/27	727.80					727.80
4/27/2017	Deposit	20,525.68					20,525.68
	Deposit-M/C Sorenson	1,136.45					1,136.45
	Credit Card-4/26	943.04					943.04
	Credit Card-4/27	8,743.32					8,743.32
	Electronic	6,570.68					6,570.68
	Website-4/27	2,550.27					2,550.27
	Website-4/28	1,618.45					1,618.45
	Void CK#27256, 10/17/16		10.90				10.90
4/28/2017	Federal Taxes		(52,906.78)				(52,906.78)
4/28/2017	State Taxes		(8,451.08)				(8,451.08)
4/28/2017	PR Direct Deposit		(123,847.73)				(123,847.73)
4/28/2017	CalPERS 457		(18,692.36)				(18,692.36)
4/28/2017	VOYA 457		(6,803.01)				(6,803.01)
	Ck#28726-28784		(356,996.14)				(356,996.14)
	TRF#1506 - AP & PR	(567,686.20)	567,686.20				0.00
4/28/2017	Deposit	45,556.00					45,556.00
	Deposit -M/C	5,400.50					5,400.50
	Credit Card-4/27	874.77					874.77
	Credit Card-4/28	3,027.73					3,027.73
	Electronic	11,210.33					11,210.33
	Website-4/28	2,727.27					2,727.27
	Website-4/29	3,460.09					3,460.09
	Website-4/30	3,602.97					3,602.97
	Website-5/1	1,118.56					1,118.56
	April '17 NSF's	(1,452.88)					(1,452.88)
4/30/17	retained in MM				6,440.08		6,440.08
TOTALS		1,304,272.43	30,000.00	11,596.51	506,235.03	14,811,404.47	16,663,508.44

Investment Summary - April 2017

U.S. TREASURIES

Quantity	Description	Cusip	Maturity Date	Yield	Cost of Purchase	Market Value
496,000	US Treasury Note	912828WP1	June 15, 2017	0.875%	499,794.95	496,089.28
496,000	Total Values				499,794.95	496,089.28

Money Market Account Activity-Beginning Balance	6,440.08
4/28/17 - Dividend/Interest	0.05
Annual Activity charge - GL#43010-W/S/R	0.00
Income	0.05
Intra-Bank Transfers to/from Investment Checking	0.00
Fund Transfers	0.00
Cusip Maturity	0.00
Redemptions	0.00
Cusip Purchase	0.00
Purchases	0.00
Ending Balance - Money Market	6,440.13
US Treasury Securities Investment Principal	499,794.95
Total Assets	506,235.08

Investment Summary - April 2017

LOCAL AGENCY INVESTMENT FUND				
PERIOD	TOTAL WITHDRAWAL AMOUNT	TOTAL DEPOSIT AMOUNT	ACCRUED INTEREST (QUARTERLY)	ENDING BALANCE
July 31, 2016	(\$3,000,000.00)	\$0.00	\$24,655.18	\$16,157,905.95
August 31, 2016	(\$3,000,000.00)	\$0.00	\$0.00	\$13,157,905.95
September 30, 2016	\$0.00	\$0.00	\$0.00	\$13,157,905.95
October 31, 2016	\$0.00	\$0.00	\$22,468.96	\$13,180,374.91
November 30, 2016	\$0.00	\$0.00	\$0.00	\$13,180,374.91
December 31, 2016	\$0.00	\$0.00	\$0.00	\$13,180,374.91
January 31, 2017	\$0.00	\$2,380,000.00	\$22,450.00	\$15,582,824.91
February 28, 2017	\$0.00	\$0.00	\$0.00	\$15,582,824.91
March 31, 2017	(\$800,000.00)	\$0.00	\$0.00	\$14,782,824.91
April 30, 2017	\$0.00	\$0.00	\$28,579.56	\$14,811,404.47
May 31, 2017	\$0.00	\$0.00	\$0.00	\$14,811,404.47
June 30, 2017	\$0.00	\$0.00	\$0.00	\$14,811,404.47

L.A.I.F. INCOME SUMMARY

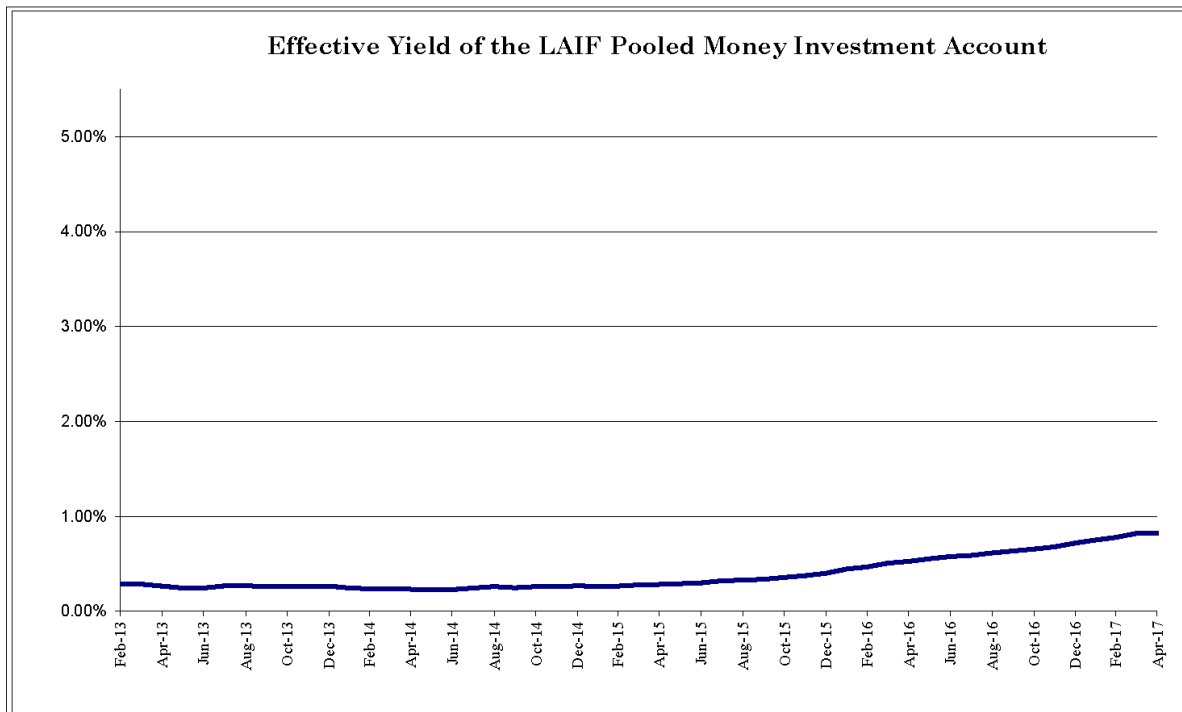
INCOME RECEIVED

CURRENT QUARTER

\$28,579.56

FY YEAR-TO-DATE

\$98,153.70



Daily Deposit Allocation - April 2017

DATE	Description	Qty	DEPOSIT CHECKING DEPOSITS	AR Mail & Counter	AR Payment Centers	AR Card	AR Electronic Rapid Pay	AR Web Site	AR ACH Auto Pay	AR TOTAL	Web Fees & Deposits	Water Allocation	Sewer Allocation	Recycled Allocation	RECAP TOTAL
4/3/2017	Mail & Counter	497	60,732.95	60,732.95						60,732.95					60,732.95
	Credit Cards	51	4,989.80			4,989.80				4,989.80					4,989.80
	Website-70 fees	72	6,241.06					6,119.56		6,119.56	122.50				6,241.06
4/4/2017	ACH payment	534	52,946.50						52,946.50	52,946.50					52,946.50
	Mail & Counter	132	9,451.81	9,451.81						9,451.81					9,451.81
	Credit Cards	53	4,479.28			4,479.28				4,479.28					4,479.28
	Electronic	637	45,134.72				45,134.72			45,134.72					45,134.72
4/5/2017	Website-66 fees	69	5,549.35					5,430.35		5,430.35	119.00				5,549.35
	Mail & Counter	323	34,279.33	34,279.33						34,279.33					34,279.33
	Credit Cards	53	5,942.48			5,942.48				5,942.48					5,942.48
	Electronic	242	16,324.62				16,324.62			16,324.62					16,324.62
4/6/2017	Website-47 fees	51	4,923.63					4,841.38		4,841.38	82.25				4,923.63
	Mail & Counter	268	18,637.53	18,637.53						18,637.53					18,637.53
	Credit Cards	21	2,157.09			2,157.09				2,157.09					2,157.09
	Electronic	160	10,930.51				10,930.51			10,930.51					10,930.51
4/7/2017	Website	48	3,975.32					3,891.32		3,891.32	84.00				3,975.32
	Mail & Counter	215	37,353.93	37,353.93						37,353.93					37,353.93
	Deposit -M/C		463.97							0.00		463.97			463.97
	Credit Cards	29	2,504.52			2,504.52				2,504.52					2,504.52
	Electronic	167	11,035.69				11,035.69			11,035.69					11,035.69
	Website-100 fees	102	11,744.41					11,569.41		11,569.41	175.00				11,744.41
4/10/2017	Website-pmt not posted	1	1.95							1.95					1.95
	Mail & Counter	595	70,028.22	70,028.22						70,028.22					70,028.22
	Credit Cards	43	5,571.77			5,571.77				5,571.77					5,571.77
	Electronic	179	24,826.36				24,826.36			24,826.36					24,826.36
	Website-57 fees	58	4,308.82					4,209.07		4,209.07	99.75				4,308.82
4/11/2017	ACH payment	598	46,277.59						46,277.59	46,277.59					46,277.59
	Mail & Counter	101	7,160.15	7,160.15						7,160.15					7,160.15
	Credit Cards	41	4,022.22			4,022.22				4,022.22					4,022.22
	Electronic	329	23,072.28				23,072.28			23,072.28					23,072.28
4/12/2017	Website	41	3,491.80					3,420.05		3,420.05	71.75				3,491.80
	Mail & Counter	307	66,042.56	66,042.56						66,042.56					66,042.56
	Credit Cards	34	3,563.98			3,563.98				3,563.98					3,563.98
	Electronic	194	13,854.71				13,854.71			13,854.71					13,854.71
4/13/2017	Website	53	5,717.27					5,624.52		5,624.52	92.75				5,717.27
	Mail & Counter	214	23,734.05	23,734.05						23,734.05					23,734.05
	Credit Cards	38	9,261.11			9,261.11				9,261.11					9,261.11
	Electronic	160	13,858.99				13,858.99			13,858.99					13,858.99
4/14/2017	Website-45 fees	46	4,537.77					4,459.02		4,459.02	78.75				4,537.77
	Mail & Counter	237	32,116.43	32,116.43						32,116.43					32,116.43
	Deposit - M/C		17,914.00							0.00		17,914.00			17,914.00
	Credit Cards	37	3,766.93			3,766.93				3,766.93					3,766.93
	Electronic	223	14,680.89				14,680.89			14,680.89					14,680.89
4/17/2017	Website	111	9,955.32					9,761.07		9,761.07	194.25				9,955.32
	Mail & Counter	523	77,732.24	77,732.24						77,732.24					77,732.24
	Credit Cards	48	4,589.93			4,589.93				4,589.93					4,589.93
	Electronic	219	14,378.50				14,378.50			14,378.50					14,378.50
	Website-62 fees	63	5,125.09					5,016.59		5,016.59	108.50				5,125.09
4/18/2017	ACH payment	893	63,224.10						63,224.10	63,224.10					63,224.10
	Mail & Counter	87	6,789.88	6,789.88						6,789.88					6,789.88
	Deposit-M/C		16,381.30							0.00		16,381.30			16,381.30
	Credit Cards	57	7,862.70			7,862.70				7,862.70					7,862.70
	Electronic	247	17,353.69				17,353.69			17,353.69					17,353.69
	Website-53 fees	54	5,569.68					5,476.93		5,476.93	92.75				5,569.68

Daily Deposit Allocation - April 2017

DATE	Description	Qty	DEPOSIT CHECKING DEPOSITS	AR Mail & Counter	AR Payment Centers	AR Credit Card	AR Electronic Rapid Pay	AR Web Site	AR ACH Auto Pay	AR TOTAL	Web Fees & Deposits	Water Allocation	Sewer Allocation	Recycled Allocation	RECAP TOTAL
4/19/2017	Mail & Counter	302	37,221.46	37,221.46						37,221.46					37,221.46
	Credit Cards	57	6,257.28			6,257.28				6,257.28					6,257.28
	Electronic	556	11,372.11				11,372.11			11,372.11					11,372.11
	Website-32 fees	33	3,053.82					2,997.82		2,997.82	56.00				3,053.82
4/20/2017	Mail & Counter	202	23,038.14	23,038.14						23,038.14					23,038.14
	Deposit-M/C		4,060.00							4,060.00		4,060.00			4,060.00
	Credit Cards	28	3,804.83			3,804.83				3,804.83					3,804.83
	Electronic	105	8,540.00				8,540.00			8,540.00					8,540.00
	Website	35	4,446.41					4,385.16		4,385.16	61.25				4,446.41
	ACH payment	566	45,041.20						45,041.20	45,041.20					45,041.20
4/21/2017	Mail & Counter	201	34,344.32	34,344.32						34,344.32					34,344.32
	Deposit - Riv Tax		17,216.10							17,216.10		17,216.10			17,216.10
	Deposit - M/C		15,258.60							15,258.60		15,258.60			15,258.60
	Credit Cards	39	3,258.81			3,258.81				3,258.81					3,258.81
	Electronic	194	14,039.81				14,039.81			14,039.81					14,039.81
	Website	105	8,991.47					8,807.72		8,807.72	183.75				8,991.47
4/24/2017	Mail & Counter	420	49,629.67	49,629.67						49,629.67					49,629.67
	Credit Cards	55	5,008.17			5,008.17				5,008.17					5,008.17
	Electronic	182	14,615.46				14,615.46			14,615.46					14,615.46
	Website-64 fees	66	5,783.56					5,671.56		5,671.56	112.00				5,783.56
4/25/2017	Mail & Counter	113	9,340.35	9,340.35						9,340.35					9,340.35
	Credit Cards	37	3,565.94			3,565.94				3,565.94					3,565.94
	Electronic	223	15,373.13				15,373.13			15,373.13					15,373.13
	Website	43	3,712.91					3,637.66		3,637.66	75.25				3,712.91
	ACH payment	626	61,937.58						61,937.58	61,937.58					61,937.58
4/26/2017	Mail & Counter	305	35,275.23	35,275.23						35,275.23					35,275.23
	Credit Cards	53	4,749.33			4,749.33				4,749.33					4,749.33
	Electronic	142	10,633.76				10,633.76			10,633.76					10,633.76
	Website-38 fees	39	6,411.45					6,344.95		6,344.95	66.50				6,411.45
4/27/2017	Mail & Counter	183	20,525.68	20,525.68						20,525.68					20,525.68
	Deposit - M/C		1,136.45							1,136.45			500.00		1,136.45
	Credit Cards	32	9,686.36			9,686.36				9,686.36					9,686.36
	Electronic	96	6,570.68				6,570.68			6,570.68					6,570.68
	Website - 42 fees	46	4,168.72					4,095.22		4,095.22	73.50				4,168.72
4/28/2017	Mail & Counter	210	45,556.00	45,556.00						45,556.00					45,556.00
	Deposit - M/C		5,400.50							5,400.50			500.00		5,400.50
	Credit Cards	43	3,902.50			3,902.50				3,902.50					3,902.50
	Electronic	151	11,210.33				11,210.33			11,210.33					11,210.33
	Website	119	10,908.89					10,700.64		10,700.64	208.25				10,908.89
Apr-17	Utility Pmt Cntr-240		(16,012.55)	(16,012.55)						0.00					0.00
	April 17 NSF's		(1,452.88)	(1,452.88)						(1,452.88)					(1,452.88)
SB tax-ach	\$193,925.50 (4/12)		2,216.14	2,216.14						2,216.14		(2,216.14)			0.00
SB tax-ach	\$851,998.78 (4/21)		17,327.26	17,327.26						17,327.26		(17,327.26)			0.00
TOTALS		14,932	1,560,174.93	695,466.75	16,012.55	98,955.03	297,806.24	116,459.00	269,426.97	1,494,126.54	2,277.75	46,046.64	1,000.00	16,724.00	1,560,174.93

TOTAL # AR PAYMENTS 5,184 240 851 4,406 1,254 2,997 **14,932**
PERCENT OF TOTAL RECEIVED 34.72% 1.61% 5.70% 29.51% 8.40% 20.07% **100%**

FY 2017 - Water Revenue

ACCOUNT#	DESCRIPTION	BUDGET	Qtr 1 Totals	Qtr 2 Totals	Jan '17	Feb '17	Mar '17	April '17	Year to Date	Percentage YTD
02-40010	Sales - Water	6,054,000	1,501,778	1,292,677	205,699	165,494	202,671	296,325	3,664,645	60.53%
02-40011	Sales - Construction Water	20,000	2,459	2,806	297	219	185	453	6,418	32.09%
02-40012	Sales - Imported Water (SGPWA)	250,000	69,821	46,498	7,855	6,490	8,366	12,935	151,966	60.79%
02-40013	Sales - Imported Water (MUNI)	850,000	188,564	182,482	30,506	24,381	29,674	42,764	498,372	58.63%
02-40014	Sales Disc.-Multi Units Usage Chrg.	(105,000)	(24,610)	(26,531)	(6,958)	(6,533)	(7,730)	(7,301)	(79,662)	75.87%
02-40015	Water Wholesale Revenue	237,600	52,747	31,865	131,897	10,374	12,679	12,000	251,563	105.88%
02-40016	Service Establishment Fee	5,000	1,025	750	525	0	150	25	2,475	49.50%
02-41000	Service Demand Charges	3,173,000	586,498	782,339	260,973	261,041	262,591	262,696	2,416,139	76.15%
02-41001	Fire Service Standby Fees	30,000	8,297	10,799	3,241	3,200	3,886	3,787	33,211	110.70%
02-41003	Construction Service Charge	15,000	2,125	3,337	773	773	899	207	8,114	54.09%
02-41005	Sales Disc-Multi Units Service Chrg.	(135,000)	(25,736)	(34,129)	(11,376)	(11,376)	(11,376)	(11,376)	(105,370)	78.05%
02-41010	Unauthorized Use of Water Charge	2,000	0	0	0	0	0	0	0	0.00%
02-41110	Meter/Lateral installation	65,000	15,375	10,500	7,500	0	2,625	375	36,375	55.96%
02-41112	Fire Flow Test Fees	3,500	300	675	75	300	225	225	1,800	51.43%
02-41113	Disconnect/Reconnect Fees	125,000	31,420	34,605	14,150	9,675	6,995	5,495	102,340	81.87%
02-41121	Penalty - Late Charges	125,000	37,316	39,048	9,268	8,990	5,373	6,916	106,911	85.53%
02-42123	Management & Accounting Fees	160,000	40,039	39,987	13,329	13,329	13,329	13,329	133,342	83.34%
02-41124	Bad Debt	(20,000)	0	0	0	0	0	0	0	0.00%
02-43010	Interest Earned	30,000	6	11,088	10,046	0	16	12,861	34,017	113.39%
02-43110	Property Tax - Unsecured	115,000	0	62,661	216	42	(570)	362	62,712	54.53%
02-43120	Property Tax - Secured	2,500,000	0	1,172,434	129,398	55,832	40,922	1,041,465	2,440,050	97.60%
02-43130	Tax Collection - Prior	20,000	0	7,996	1,694	758	858	801	12,107	60.54%
02-43140	Other Taxes	160,000	0	12,174	87,630	168	676	6,968	107,617	67.26%
02-49110	Rental Income (WATER STOCK)	1,700	0	0	0	0	0	0	0	
02-49150	Revenue - Misc. Non-Operating	100,000	22,601	12,330	16,007	3,875	5,242	5,754	65,808	65.81%
	WATER OPERATING REVENUE	13,781,800	2,510,026	3,696,392	912,745	547,031	577,688	1,707,068	9,950,949	72.20%
	Grants	0	0	0	0	0	0	0	0	
02-89901	Facility Capacity Charges	0	442,958	247,995	118,339	80,868	0	13,478	903,638	
02-89902	Sustainability	0	52,485	43,491	41,978	12,576	0	881	151,411	
	TOTAL WATER REVENUE	13,781,800	3,005,469	3,987,878	1,073,062	640,475	577,688	1,721,426	11,005,998	

FY 2017 - Sewer Revenue

ACCOUNT#	DESCRIPTION	BUDGET	Qtr 1 Totals	Qtr 2 Totals	Jan '17	Feb '17	Mar '17	April '17	Year to Date	Percentage YTD
03-40016	Sales - Establish Service Fee	500	450	125	0	0	0	0	575	115.00%
03-41000	Sales - Sewer Charges	11,952,045	2,233,311	2,868,850	956,105	946,596	956,346	955,679	8,916,888	74.61%
03-41005	Sales Disc-Multi Units Service Chrg.	(200,000)	(42,758)	(54,862)	(18,230)	(18,239)	(18,245)	(18,246)	(170,579)	85.29%
03-41110	Meter/Lateral Installation	2,500	0	0	0	0	0	0	0	0.00%
03-41121	Penalty - Late Charges	150,000	30,643	31,228	10,710	13,693	8,741	10,533	105,547	70.36%
03-41124	Bad Debt	(20,000)	0	0	0	0	0	0	0	0.00%
03-41131	Front Footage Fees		0	24,330	0	0	0	0	24,330	
03-42122	Revenue - Other Operating	5,682	360	360	0	0	180	0	900	15.84%
03-43010	Interest Earned	35,000	0	11,088	10,046	0	0	12,861	33,995	97.13%
03-43110	Property Tax - Unsecured	50,000	0	50,000	0	0	0	0	50,000	100.00%
03-43120	Property Tax - Secured	175,000	0	175,000	0	0	0	0	175,000	100.00%
03-43130	Tax Collection - Prior	10,000	0	10,000	0	0	0	0	10,000	100.00%
03-43140	Other Taxes	1,500	0	1,500	0	0	0	0	1,500	100.00%
03-49150	Misc. Non-Oper Revenue	40,000	2,419	0	0	0	1,180	0	3,599	9.00%
	SEWER OPERATING REVENUE	12,202,227	2,224,425	3,117,619	958,631	942,050	948,202	960,827	9,151,755	75.00%
	Grants	0	0	0	0	0	0	0	0	
03-89901	Facility Capacity Charges	0	460,959	262,809	164,420	0	57,547	0	945,735	
03-89903	Contrib Capital-Front Footage Fees	0	0	19,500	0	0	7,500	0	27,000	
03-89905	Contrib Capital-Infrastructure	0	0	0	0	0	0	0	0	
	TOTAL SEWER REVENUE	12,202,227	2,685,384	3,399,928	1,123,051	942,050	1,013,249	960,827	10,124,490	

FY 2017 - Recycled Revenue

ACCOUNT#	DESCRIPTION	BUDGET	Qtr 1 Totals	Qtr 2 Totals	Jan '17	Feb '17	Mar '17	April '17	Year to Date	Percentage YTD
04-40010	Sales - Recycled Water	552,850	608,314	(335,096)	6,021	3,317	6,870	22,782	312,207	56.47%
04-40011	Sales - Construction Water	20,000	2,819	3,232	63	22	27	61	6,224	31.12%
04-41000	Sales - Service Demand Chrg.	50,000	10,825	14,152	4,717	4,739	5,974	6,040	46,447	92.89%
04-41003	Const. Water Minimum Chrg.	5,000	515	1,007	258	258	294	75	2,407	48.15%
04-41110	Meter/Lateral installation	2,000	1,570	5,525	0	0	0	0	7,095	354.75%
04-41121	Penalty - Late Charges	500	100	429	221	(21)	34	143	906	181.17%
04-41122	Revenue - Other Operating	250	0	0	0	0	0	0	0	0.00%
04-43010	Interest Earned	7,500	0	2,464	2,233	0	0	2,858	7,554	100.72%
04-43110	Property Tax - Unsecured	1,000	0	1,000	0	0	0	0	1,000	100.00%
04-43120	Property Tax - Secured	15,000	0	15,000	0	0	0	0	15,000	100.00%
04-43130	Property Tax - Prior	1,000	0	1,000	0	0	0	0	1,000	100.00%
04-43140	Property Tax - Other	1,000	0	1,000	0	0	0	0	1,000	100.00%
04-49150	Misc. Non-Operating Revenue	1,000	0	0	0	0	73	0	73	7.27%
	RECYCLED OPERATING REVENUE	657,100	624,143	(290,288)	13,512	8,315	13,273	31,959	400,914	61.01%
	Grants	0	0	0	0	0	0	0	0	
04-89901	Facility Capacity Charges	0	67,668	66,410	43,502	0	0	16,724	194,304	
	TOTAL RECYCLED REVENUE	657,100	691,811	(223,878)	57,014	8,315	13,273	48,683	595,218	

FY 2017 - Water Expenses

ACCOUNT#	DESCRIPTION	BUDGET	Qtr 1 Totals	Qtr 2 Totals	Jan '17	Feb '17	Mar '17	April '17	Year to Date	Percentage YTD
02-5-01-50010	Labor-Water Resources	935,000	186,482	194,452	64,080	63,592	94,790	58,492	661,888	70.79%
02-5-01-50011	Labor Credit	0	0	0	0	0	0	0	0	
02-5-01-50013	Benefits-Fica	65,000	15,288	16,001	5,280	5,242	7,763	4,827	54,401	83.69%
02-5-01-50014	Benefits-Life Insurance	3,000	797	859	288	285	279	206	2,714	90.48%
02-5-01-50016	Benefits-HealthDefrd Comp	180,000	49,077	36,403	16,380	16,374	17,696	16,337	152,266	84.59%
02-5-01-50017	Benefits-Disability Insurance	11,000	2,802	2,742	908	904	1,196	826	9,177	83.43%
02-5-01-50019	Benefits-Workers Compensation	43,000	8,026	10,890	6,876	3,438	3,438	3,438	36,105	83.96%
02-5-01-50021	Benefits-PERS	50,000	10,728	10,226	3,392	3,403	4,895	3,204	35,847	71.69%
02-5-01-50022	Benefits-PERS-Employer	100,000	12,321	12,779	4,292	4,305	6,229	4,028	43,953	43.95%
02-5-01-50023	Benefits-Uniforms	3,250	522	539	163	161	252	105	1,744	53.65%
02-5-01-50024	Benefits-Vacation & Sick Pay	3,000	2,085	1,850	617	617	852	479	6,499	216.64%
02-5-01-50025	Benefits-Boot Allowance	1,900	600	200	168	0	0	200	1,168	61.46%
02-5-01-51003	R&M - Structures	200,000	41,516	127,817	4,832	32,230	27,609	6,225	240,229	120.11%
02-5-01-51011	R&M - CLA Valves	7,500	2,044	1,667	838	707	93	0	5,349	71.32%
02-5-01-51140	General Supplies & Expenses	1,250	83	353	40	93	20	8	596	47.69%
02-5-01-51210	Utilities - Power Purchases	1,400,000	352,259	266,889	75,512	30,255	80,480	79,569	884,943	63.21%
02-5-01-51211	Utilities - Electricity & Fuel	5,000	890	984	378	326	375	325	3,277	65.54%
02-5-01-51316	Imported Water Purchases	1,100,000	364,433	370,573	45,315	58,554	104,632	90,000	1,033,507	93.96%
02-5-01-54019	Licenses & Permits	25,000	925	4,751	1,464	0	2,925	35,018	45,083	180.33%
02-5-01-54110	Laboratory Services	75,000	18,498	23,227	8,657	5,980	6,256	7,563	70,180	93.57%
02-5-01-57040	YVRWFF Operating Expense	797,000	181,513	192,919	45,678	71,566	71,685	31,786	595,146	74.67%
	WATER RESOURCE TOTALS	5,005,900	1,250,689	1,276,099	285,156	298,030	431,464	342,634	3,884,071	77.59%
02-5-03-50010	Labor-Public Works	1,200,000	258,318	247,202	78,818	79,982	117,884	86,478	868,682	72.39%
02-5-03-50011	Labor Credit	0	(830)	(517)	(3,319)	(904)	0	0	(5,570)	
02-5-03-50013	Benefits-Fica	82,500	21,079	19,632	6,421	6,511	9,608	7,009	70,261	85.16%
02-5-03-50014	Benefits-Life Insurance	5,500	2,032	1,937	636	636	623	526	6,390	116.17%
02-5-03-50016	Benefits-HealthDefrd Comp	300,000	120,719	69,748	30,897	31,374	33,500	32,718	318,956	106.32%
02-5-03-50017	Benefits-Disability Insurance	15,500	4,347	4,014	1,356	1,358	1,715	1,417	14,207	91.66%
02-5-03-50019	Benefits-Workers Compensation	45,000	8,346	10,890	6,876	3,438	3,438	3,438	36,424	80.94%
02-5-03-50021	Benefits-PERS	73,000	8,165	9,649	3,041	3,012	4,451	3,438	31,756	43.50%
02-5-03-50022	Benefits-PERS Employer	150,000	17,575	16,412	5,421	5,393	8,097	5,857	58,756	39.17%
02-5-03-50023	Benefits-Uniforms	7,500	1,413	1,514	445	433	561	288	4,655	62.07%
02-5-03-50024	Benefits-Vacation & Sick Pay	1,000	1,419	1,182	394	394	591	401	4,380	438.04%
02-5-03-50025	Benefits-Boot Allowance	3,500	200	2,560	600	0	0	0	3,360	96.01%
02-5-03-51001	R & M - Vehicles & Equipment	160,000	55,404	80,482	12,400	16,037	8,828	7,568	180,720	112.95%
02-5-03-51011	R&M - Valves	10,000	3,064	389	0	0	550	1,947	5,949	59.49%
02-5-03-51020	R&M - Pipelines	225,000	57,775	35,772	2,299	12,466	20,848	17,428	146,588	65.15%
02-5-03-51021	R&M - Service Lines	175,000	38,644	32,699	3,410	7,634	13,865	13,400	109,651	62.66%
02-5-03-51022	R&M - Fire Hydrants	40,000	4,829	7,557	(246)	3,487	3,465	2,177	21,289	53.17%
02-5-03-51030	R&M - Water Meters	75,000	66,807	10,319	6,356	2,149	11,010	894	97,334	129.78%
02-5-03-51031	Fire Flow Testing	0	2,557	4,001	1,156	1,701	0	0	9,415	
02-5-03-51092	Equipment Credits	0	(408)	(115)	(1,080)	(559)	0	0	(2,163)	
02-5-03-51140	General Supplies & Expenses	1,000	97	86	11	181	0	30	406	40.56%
	PUBLIC WORKS TOTALS	2,569,500	671,351	555,412	155,892	174,722	239,034	185,014	1,981,427	77.11%

FY 2017 - Water Expenses

ACCOUNT#	DESCRIPTION	BUDGET	Qtr 1 Totals	Qtr 2 Totals	Jan '17	Feb '17	Mar '17	April '17	Year to Date	Percentage YTD
02-5-06-50010	Labor-Administration	750,000	175,063	155,543	52,815	61,689	74,478	51,356	570,944	76.13%
02-5-06-50011	Labor-Credit	0	0	(40)	0	0	0	0	(40)	
02-5-06-50012	Director Fees	20,000	2,955	4,714	1,759	2,622	2,404	1,519	15,974	79.87%
02-5-06-50013	Benefits-Fica	50,000	13,157	11,346	4,751	5,602	6,766	4,816	46,438	92.88%
02-5-06-50014	Benefits-Life Insurance	3,000	785	775	288	300	290	201	2,638	87.95%
02-5-06-50016	Benefits-HealthDefrd Comp	165,000	52,700	41,040	18,842	19,328	20,493	20,166	172,569	104.59%
02-5-06-50017	Benefits-Disability Insurance	7,000	1,908	1,580	737	803	925	665	6,617	94.53%
02-5-06-50019	Benefits-Workers Compensation	12,000	2,000	5,637	2,000	1,000	1,000	1,000	12,637	106.30%
02-5-06-50021	Benefits-PERS	42,000	10,112	9,317	3,153	3,013	4,335	3,008	32,938	78.42%
02-5-06-50022	Benefits-PERS Employer	87,000	12,512	11,451	3,940	3,757	5,481	3,827	40,969	47.09%
02-5-06-50023	Uniforms	2,000	344	382	114	117	135	78	1,170	58.51%
02-5-06-50024	Benefits-Vacation & Sick Pay	12,000	1,977	1,709	1,048	707	1,186	786	7,413	61.78%
02-5-06-50025	Benefits-Boots	1,000	536	400	200	0	194	0	1,330	133.02%
02-5-06-51003	R&M - Structures	40,000	8,854	38,180	34,482	43,771	29,032	79,967	234,286	586.71%
02-5-06-51091	Expense Credits (overhead)	0	(872)	(560)	(1,221)	(219)	0	0	(2,872)	
02-5-06-51120	Safety Equipment/Supplies	25,000	4,681	6,443	2,155	4,081	680	1,335	19,375	77.50%
02-5-06-51125	Petroleum Products	100,000	21,336	22,128	7,446	5,933	6,608	4,333	67,784	67.78%
02-5-06-51130	Office Supplies & Expenses	30,000	10,693	18,195	854	1,438	4,386	1,671	37,237	124.12%
02-5-06-51140	General Supplies & Expenses	30,000	3,301	9,939	7,582	2,866	598	7,455	31,742	105.81%
02-5-06-51199	Disaster Incidences	0	0	0	0	0	0	0	0	
02-5-06-51211	Utilities - Electricity	30,000	9,455	6,621	1,891	1,925	1,982	1,859	23,704	79.01%
02-5-06-51213	Utilities - Natural Gas	3,000	97	656	541	317	238	0	1,849	61.65%
02-5-06-54002	Dues & Subscriptions	16,500	1,215	9,322	4,229	0	1,282	0	16,048	97.26%
02-5-06-54005	Computer Expenses	100,000	17,646	57,424	4,498	2,325	12,012	6,663	100,567	100.57%
02-5-06-54010	Postage	5,000	292	167	9	1,055	37	87	1,647	32.93%
02-5-06-54011	Printing & Publications	7,500	173	149	457	101	356	0	1,237	16.49%
02-5-06-54012	Education & Training	15,000	2,787	2,324	158	482	3,004	0	8,754	58.36%
02-5-06-54013	Utility Billing Expenses	150,000	44,588	37,535	12,934	12,789	12,541	3,454	123,822	82.55%
02-5-06-54014	Public Relations	50,000	599	955	0	420	279	0	2,254	4.51%
02-5-06-54016	Travel Related Expenses	10,000	210	1,293	60	787	176	810	3,337	33.37%
02-5-06-54017	Certifications & Renewals	7,000	1,104	2,509	1,094	452	553	283	5,995	85.64%
02-5-06-54020	Meeting Related Expenses	6,000	812	992	1,457	88	1,322	210	4,882	81.36%
02-5-06-54022	Utilities - YVWD Services	0	22,165	17,743	4,348	3,565	3,356	3,356	54,533	
02-5-06-54024	Utilities - Waste Disposal	2,500	532	659	209	177	177	177	1,933	77.30%
02-5-06-54025	Utilities - Telephone & Internet	92,000	10,526	11,321	4,069	3,212	3,317	1,325	33,771	36.71%
02-5-06-54099	Conservation & Rebates	250,000	(4,133)	9,545	774	0	17,531	5,050	28,767	11.51%
02-5-06-54104	Contractual Services	80,000	23,776	17,008	13,699	2,927	28,938	9,151	95,498	119.37%
02-5-06-54107	Legal	40,000	9,216	25,289	7,903	1,875	14,243	890	59,417	148.54%
02-5-06-54108	Audit & Accounting	16,000	9,450	1,305	0	0	0	0	10,755	67.22%
02-5-06-54109	Professional Fees	250,000	125,043	98,588	11,893	15,058	20,906	2,822	274,309	109.72%
02-5-06-55500	Depreciation Reserves	209,235	52,320	52,305	17,435	17,435	17,435	17,435	174,565	83.33%
02-5-06-56001	Infrastructure Replacement	1,000,000	250,030	249,990	83,330	83,330	83,330	83,330	833,340	83.33%
02-5-06-56001	Insurance	100,000	23,567	23,870	7,860	7,860	7,860	7,860	78,877	78.88%
02-5-06-57030	Regulatory Compliance	25,000	1,313	2,756	6,196	1,566	719	400	12,951	51.80%
02-5-06-57090	Election Related Expenses	10,000	0	0	0	0	0	0	0	
02-5-06-57096	Beaumont Basin Watermaster	60,000	0	0	0	26,738	0	0	26,738	44.56%
02-5-06-57199	Suspense	0	0	0	0	0	0	0	0	
	ADMINISTRATION TOTALS	3,910,735	924,806	968,507	325,988	341,293	390,556	327,345	3,278,495	83.83%

FY 2017 - Water Expenses

ACCOUNT#	DESCRIPTION	BUDGET	Qtr 1 Totals	Qtr 2 Totals	Jan '17	Feb '17	Mar '17	April '17	Year to Date	Percentage YTD
02-5-40-57201	Debt Srv-Series 2015A Princ.(25009)	1,030,000	1,030,000	0	0	0	0	0	1,030,000	100.00%
02-5-40-57402	Interest-Long-Term Debt Bonds	1,265,665	640,556	0	0	625,106	0	0	1,265,663	100.00%
	40 - Debt	2,295,665	1,670,556	0	0	625,106	0	0	2,295,663	100.00%
02-5-40-57001	Asset Acq. - Water Resources	0	0	0	0	0	0	0	0	--
02-5-40-57003	Asset Acq. - Public works	0	0	0	0	0	0	0	0	--
02-5-40-57006	Asset Acq. - Admin	0	0	16,455	0	0	(16,455)	0	0	--
	40 - Capital Outlay	0	0	16,455	0	0	(16,455)	0	0	--
			4,517,403	2,816,473					11,439,656	
	TOTAL WATER EXPENSES	13,781,800	4,517,403	2,816,473	767,037	1,439,151	1,044,599	854,993	11,439,656	83.01%

FY 2017 - Sewer Expenses

ACCOUNT#	DESCRIPTION	BUDGET	Qtr 1 Totals	Qtr 2 Totals	Jan '17	Feb '17	Mar '17	April '17	Year to Date	Percentage YTD
03-5-02-50010	Labor-S Treatment	895,000	196,729	211,129	70,907	73,204	108,800	65,880	726,649	81.19%
03-5-02-50013	Benefits-Fica	75,000	15,989	16,734	5,753	5,928	8,767	5,340	58,511	78.01%
03-5-02-50014	Benefits-Life Insurance	5,000	900	954	317	314	306	224	3,014	60.28%
03-5-02-50016	Benefits-HealthDefrd Comp	200,000	54,448	37,317	17,096	17,074	18,362	17,122	161,420	80.71%
03-5-02-50017	Benefits-Disability Insurance	15,000	2,955	2,688	993	1,014	1,342	915	9,907	66.05%
03-5-02-50019	Benefits-Workers Compensation	45,000	8,026	10,890	6,876	3,438	3,438	3,438	36,105	80.23%
03-5-02-50021	Benefits-PERS	60,000	12,008	11,632	3,884	3,884	5,681	3,659	40,749	67.91%
03-5-02-50022	Benefits-PERS Employer	130,000	13,879	14,185	4,828	4,828	7,083	4,523	49,325	37.94%
03-5-02-50023	Benefits-Uniforms	5,000	732	726	199	211	422	275	2,565	51.31%
03-5-02-50024	Benefits-Vacation & Sick Pay	5,000	1,090	997	332	332	425	189	3,366	67.32%
03-5-02-50025	Benefits-Boot Allowance	2,400	551	752	152	0	0	0	1,454	60.60%
03-5-02-51003	R&M - Structures	325,000	44,233	63,069	20,429	7,418	19,739	25,124	180,012	55.39%
03-5-02-51010	R&M - Automation Control	65,000	16,334	10,203	4,134	10,693	21,451	7,407	70,222	108.03%
03-5-02-51106	Chemicals	450,000	146,625	141,749	42,885	24,943	79,508	41,102	476,811	105.96%
03-5-02-51111	Propane	5,000	2,024	3,088	0	0	0	0	5,112	102.25%
03-5-02-51115	Laboratory Supplies	30,000	13,293	10,044	3,174	1,259	1,366	135	29,270	97.57%
03-5-02-51140	General Supplies & Expenses	1,000	6	1,411	0	0	281	0	1,698	169.84%
03-5-02-51210	Utilities - Power Purchases	850,000	207,681	179,184	811	120,139	70,314	66,115	644,244	75.79%
03-5-02-54110	Laboratory Services	120,000	25,996	25,674	5,189	7,769	8,613	3,842	77,083	64.24%
03-5-02-57031	Sludge Disposal	300,000	67,118	58,025	25,861	20,028	19,213	19,213	209,457	69.82%
03-5-02-57034	Brine Operating Expenses	255,000	8,689	79,225	104,874	28,636	1,562	1,926	224,912	88.20%
	TREATMENT TOTALS	3,838,400	839,306	879,677	318,692	331,111	376,672	266,430	3,011,888	78.47%

FY 2017 - Sewer Expenses

ACCOUNT#	DESCRIPTION	BUDGET	Qtr 1 Totals	Qtr 2 Totals	Jan '17	Feb '17	Mar '17	April '17	Year to Date	Percentage YTD
03-5-06-50010	Labor-Administration	700,000	162,497	144,772	49,225	58,099	69,092	47,766	531,451	75.92%
03-5-06-50011	Labor Credit	0	0	(15)	0	0	0	0	(15)	
03-5-06-50012	Directors Fees	20,000	2,955	4,714	1,759	2,622	2,404	1,519	15,974	79.87%
03-5-06-50013	Benefits-Fica	45,000	12,124	10,631	4,453	5,304	6,316	4,520	43,348	96.33%
03-5-06-50014	Benefits-Life Insurance	3,000	753	740	275	288	273	203	2,532	84.39%
03-5-06-50016	Benefits-HealthDefrd Comp	155,000	47,850	36,828	17,276	17,878	20,079	18,250	158,162	102.04%
03-5-06-50017	Benefits-Disability Insurance	7,500	1,676	1,542	702	768	872	630	6,190	82.53%
03-5-06-50019	Benefits-Workers Compensation	25,000	2,000	5,637	2,000	1,000	1,000	1,000	12,637	50.55%
03-5-06-50021	Benefits-PERS	40,000	8,336	8,363	2,902	2,733	4,049	2,877	29,260	73.15%
03-5-06-50022	Benefits PERS Employer	55,000	11,686	10,659	3,667	3,515	5,170	3,482	38,179	69.42%
03-5-06-50023	Benefits-Uniforms	2,000	188	218	58	58	73	57	652	32.59%
03-5-06-50024	Benefits-Vacation & Sick Pay	15,000	1,977	1,709	1,048	707	1,186	786	7,414	49.42%
03-5-06-50025	Benefits-Boot Allowance	1,750	200	0	0	0	0	0	200	11.43%
03-5-06-51120	Safety Equipment/Supplies	10,000	3,440	4,886	865	631	0	0	9,822	98.22%
03-5-06-51125	Petroleum Products	20,000	10,012	3,600	1,200	1,200	1,200	1,200	18,412	92.06%
03-5-06-51130	Office Supplies	4,000	991	6,319	53	0	0	188	7,550	188.76%
03-5-06-51140	General Supplies & Expenses	20,000	1,176	8,928	6,130	95	401	5,781	22,511	112.56%
03-5-06-54002	Dues & Subscriptions	10,000	1,799	5,399	3,420	0	0	0	10,618	106.18%
03-5-06-54003	Management & Admin Services	160,000	40,039	39,987	13,329	13,329	13,329	13,329	133,342	83.34%
03-5-06-54005	Computer Expenses	95,000	14,939	55,153	4,648	2,125	12,200	6,513	95,577	100.61%
03-5-06-54011	Printing & Publications	5,500	30	149	457	27	248	0	910	16.54%
03-5-06-54012	Education & Training	7,000	4,842	1,141	158	347	1,780	0	8,267	118.11%
03-5-06-54014	Public Relations	7,500	353	139	0	420	279	0	1,191	15.88%
03-5-06-54016	Travel Related Expenses	7,500	2,055	1,230	29	787	240	732	5,071	67.62%
03-5-06-54017	Certifications & Renewals	7,000	627	2,201	173	0	330	953	4,284	61.20%
03-5-06-54019	Licenses & Permits	60,000	11,660	47,362	0	3,391	0	0	62,413	104.02%
03-5-06-54020	Meeting Related Expenses	5,000	541	1,002	1,241	88	898	124	3,895	77.89%
03-5-06-54022	Utilities - YVWD Services	0	424	382	127	127	127	127	1,315	
03-5-06-54024	Utilities - Waste Disposal	13,000	3,333	3,174	1,058	1,058	1,058	1,058	10,740	82.61%
03-5-06-54025	Utilities - Telephone & Internet	152,045	4,714	8,586	5,282	4,308	4,307	3,159	30,355	19.96%
03-5-06-54030	Drinking Water	1,000	332	201	126	0	90	82	831	83.09%
03-5-06-54104	Contractual Services	35,000	13,176	15,930	8,792	1,102	26,199	1,316	66,515	190.04%
03-5-06-54107	Legal	45,000	6,291	22,852	8,578	2,738	14,468	890	55,817	124.04%
03-5-06-54108	Audit & Accounting	16,000	9,450	1,305	0	0	0	0	10,755	67.22%
03-5-06-54109	Professional Fees	150,000	39,843	37,242	22,843	65,278	6,250	5,132	176,588	117.73%
03-5-06-55500	Depreciation Reserves	563,300	140,840	140,820	46,940	46,940	46,940	46,940	469,420	83.33%
03-5-06-56001	Infrastructure Replacement	700,000	175,030	174,990	58,330	58,330	58,330	58,330	583,340	83.33%
03-5-06-57030	Insurance	100,000	23,667	23,580	7,860	7,860	7,860	7,860	78,687	78.69%
03-5-06-57030	Regulatory Compliance	35,000	4,989	16,412	23,714	34	0	0	45,150	129.00%
	ADMINISTRATION TOTALS	3,298,095	766,835	848,769	298,718	303,185	307,048	234,803	2,759,358	83.67%

FY 2017 - Sewer Expenses

ACCOUNT#	DESCRIPTION	BUDGET	Qtr 1 Totals	Qtr 2 Totals	Jan '17	Feb '17	Mar '17	April '17	Year to Date	Percentage YTD
03-5-07-50010	Labor-Environmental Control	465,000	126,104	100,235	30,861	32,928	47,290	33,432	370,850	79.75%
03-5-07-50011	Labor Credit	0	(370)	0	0	0	0	0	(370)	
03-5-07-50013	Benefits-Fica	34,000	10,051	7,949	2,448	2,614	3,785	2,654	29,499	86.76%
03-5-07-50014	Benefits-Life Insurance	2,000	423	317	85	85	83	69	1,062	53.12%
03-5-07-50016	Benefits-HealthDefrd Comp	100,000	34,829	15,339	6,578	6,578	7,603	7,088	78,015	78.01%
03-5-07-50017	Benefits-Disability Insurance	6,000	1,598	1,251	375	394	527	399	4,543	75.72%
03-5-07-50019	Benefits-Workers Compensation	30,000	3,000	7,629	3,000	1,500	1,500	1,500	18,129	60.43%
03-5-07-50021	Benefits-PERS	25,000	6,510	4,635	1,585	1,584	2,376	1,634	18,325	73.30%
03-5-07-50022	Benefits-PERS Employer	40,000	7,896	6,683	2,164	2,168	3,251	2,298	24,460	61.15%
03-5-07-50023	Benefits-Uniforms	3,000	413	418	125	125	139	88	1,307	43.57%
03-5-07-50024	Benefits-Vacation & Sick Pay	2,000	706	640	127	213	234	217	2,136	106.79%
03-5-07-50025	Benefits-Boot Allowance	1,000	162	0	0	0	0	0	162	16.24%
03-5-07-51003	Sewer Pipeline & Facilities	270,000	57,510	41,580	12,607	12,268	23,843	34,796	182,604	67.63%
03-5-07-51140	General Supplies & Expenses	1,000	135	72	0	0	0	0	207	20.70%
03-5-07-51241	Lift Station #1	125,000	12,670	9,819	3,050	3,439	3,100	3,203	35,282	28.23%
03-5-07-51242	Lift Station #2	16,000	13,435	3,917	1,026	1,121	670	1,254	21,424	133.90%
03-5-07-51243	Lift Station #3	5,000	604	486	180	202	176	749	2,396	47.93%
03-5-07-51244	Lift Station #4	40,000	2,368	1,517	587	2,947	8,394	1,125	16,937	42.34%
03-5-07-51248	Lift Station #8	3,000	158	184	86	159	84	77	748	24.94%
03-5-07-54111	Pretreatment	66,000	35,421	9,072	1,885	1,989	12,834	4,619	65,820	99.73%
			0	0						
	ENVIRONMENTAL CONTROL TOTAL	1,234,000	313,622	211,741	66,768	70,314	115,889	95,201	873,537	70.79%
03-5-40-57202	Debt Service - Principal - WRWRF	2,147,975	2,147,973	0	0	0	0	0	2,147,973	100.00%
03-5-40-57203	Debt Service - Principal - Brineline	412,790	0	412,791	0	0	0	0	412,791	100.00%
03-5-40-57204	Debt Service - Principal - WISE	127,970	0	0	0	0	185,251	0	185,251	144.76%
03-5-40-57205	Debt Service - Principal - R 10.3	37,495	0	0	0	0	37,493	0	37,493	100.00%
03-5-40-57206	Debt Service - Principal - Crow & B12-1	13,795	0	0	0	0	12,734	0	12,734	92.31%
03-5-40-57403	Debt Service - Interest	1,091,707	775,696	236,483	0	0	23,305	0	1,035,483	94.85%
	40 - Debt	3,831,732	2,923,669	649,274	0	0	258,783	0	3,831,725	100.00%
03-5-40-57002	Asset Acq. - Treatment	0	0	0	0	0	0	0	0	
03-5-40-57006	Asset Acq. - Admin (fuel master)	0	0	0	0	0	0	0	0	
03-5-40-57007	Asset Acq. - EC (ADS flow monitors & smart covers)	0	0	0	0	0	0	0	0	
	40 - Capital Outlay	0	0	0	0	0	0	0	0	
	TOTAL SEWER EXPENSES	12,202,227	4,843,432	2,589,461	684,178	704,611	1,058,393	596,434	10,476,508	85.86%

FY 2017 - Recycled Expenses

ACCOUNT#	DESCRIPTION	BUDGET	Qtr 1 Totals	Qtr 2 Totals	Jan '17	Feb '17	Mar '17	April '17	Year to Date	Percentage YTD
04-5-06-50010	Labor-Recycled Water	275,000	63,747	49,891	15,736	15,904	23,635	16,825	185,789	67.56%
04-5-06-50012	Director Fees	2,500	0	0	0	0	0	2,500	2,500	100.00%
04-5-06-50013	Benefits-FICA	15,000	4,837	3,535	1,298	1,307	1,951	1,378	14,306	95.37%
04-5-06-50014	Benefits-Life Insurance	250	(10)	(7)	(2)	(2)	(4)	(2)	(28)	-11.22%
04-5-06-50016	Benefits-Health & Def Comp	25,000	8,062	5,457	2,109	2,108	2,744	2,305	22,785	91.14%
04-5-06-50017	Benefits-Disability Insurance	1,500	535	347	148	149	221	157	1,557	103.77%
04-5-06-50019	Benefits-Workers Compensation	3,000	394	2,333	394	197	197	197	3,712	123.72%
04-5-06-50021	Benefits-PERS Employee	2,000	2,589	2,406	765	766	1,088	811	8,426	421.28%
04-5-06-50022	Benefits-PERS Employer	2,800	4,033	3,469	1,119	1,145	1,614	1,159	12,539	447.83%
04-5-06-50023	Benefits-Uniforms	1,300	186	209	57	57	72	51	633	48.67%
04-5-06-50024	Benefits-Vacation & Sick Pay	500	313	145	48	48	72	49	676	135.27%
04-5-06-50025	Benefits-Boots	250	0	0	0	0	0	0	0	0.00%
04-5-06-51003	R & M-Structures	20,000	34,003	19,240	10,318	3,004	160	12,209	78,934	394.67%
04-5-06-51020	R & M-Pipelines	5,000	5,267	5,467	75	0	54	0	10,863	217.27%
04-5-06-51021	R & M-Service Lines	5,000	(643)	8,578	5	1,328	314	1,820	11,402	228.03%
04-5-06-51022	R & M-Fire Hydrants	2,500	0	0	0	0	0	0	0	0.00%
04-5-06-51030	R & M-Meters	25,000	1,825	0	0	0	0	0	1,825	7.30%
04-5-06-51140	General Supplies & Expenses	2,000	38	1,703	1,263	0	31	1,276	4,310	215.52%
04-5-06-51210	Utilities-Power Purchases	85,000	24,929	22,283	4,861	5,221	4,783	5,952	68,028	80.03%
04-5-06-54002	Dues & Subscriptions	6,500	56	0	1,652	0	3,077	0	4,784	73.59%
04-5-06-54005	Computer Expense	7,500	64	7,194	0	0	0	0	7,258	96.77%
04-5-06-54011	Printing & Publications	1,000	83	67	73	6	0	0	229	22.93%
04-5-06-54012	Education & Training	4,000	782	1,873	35	116	1,135	0	3,939	98.48%
04-5-06-54014	Public Relations	2,500	234	31	0	0	62	0	327	13.08%
04-5-06-54016	Travel Related Expenses	5,000	289	1,318	0	21	0	1,068	2,696	53.92%
04-5-06-54017	Certifications & Renewals	1,000	0	0	0	0	0	0	0	0.00%
04-5-06-54019	Licenses & Permits	35,000	0	21,472	0	0	0	0	21,472	61.35%
04-5-06-54020	Meeting Related Expenses	1,000	121	248	(169)	39	430	102	770	77.03%
04-5-06-54022	Utilities - YVWD Services	0	598,568	(581,905)	2,034	1,872	1,775	1,775	24,120	
04-5-06-54025	Utilities - Telephone & Internet	1,000	420	419	140	141	141	141	1,401	140.13%
04-5-06-54010	Contractual Services	3,500	2,058	122	932	14	5,301	0	8,427	240.76%
04-5-06-54107	Legal	4,000	1,275	0	0	0	0	0	1,275	31.88%
04-5-06-54108	Audit & Accounting	2,500	2,100	290	0	0	0	0	2,390	
04-5-06-54109	Professional Fees	25,000	33,571	40,143	13,240	22,542	9,973	9,000	128,468	513.87%
04-5-06-54110	Laboratory Services	1,000	0	0	0	0	0	0	0	0.00%
04-5-06-55500	Depreciation	8,000	2,015	1,995	665	665	665	665	6,670	83.38%
	Infrastructure Replacement	25,000	6,280	6,240	2,080	2,080	2,080	2,080	20,840	83.36%
04-5-06-56001	Insurance	0	5,252	5,235	1,745	1,745	1,745	1,745	17,467	
04-5-06-57030	Regulatory Compliance	40,000	5,269	44,214	9,993	9,458	0	1,305	70,238	175.60%
04-5-06-57040	Environmental Compliance	10,000	0	0	0	0	0	0	0	0.00%
			808,339	(325,989)					751,026	
	TOTAL RECYCLED EXPENSES	657,100	808,539	(325,989)	70,663	69,931	63,314	64,568	751,026	114.29%



Date: May 16, 2017

Prepared By: Allison M. Edmisten, Chief Financial Officer

Subject: Consideration of Resolution No. 2017-12 Authorizing Investment of Monies in the Local Agency Investment Fund

Recommendation: That the Board adopts Resolution No. 2017-12.

The Local Agency Investment Fund (LAIF) is a voluntary program created by statute in 1977 as an investment alternative for California's local governments and special districts. This investment program offers the District the ability to participate in a statewide investment program with other local agencies.

As an administrative issue, the District staff recommends updating the authorizing resolution with the Local Agency Investment Fund.

Local Agency Investment Fund

Program Description

The Local Agency Investment Fund (LAIF) is a voluntary program created by statute; began in 1977 as an investment alternative for California's local governments and special districts and it continues today. The enabling legislation for the LAIF is Section 16429.1 et seq. of the California Government Code.

This program offers local agencies the opportunity to participate in a major portfolio, which invests hundreds of millions of dollars, using the investment expertise of the Treasurer's Office investment staff at no additional cost to the taxpayer. This in-house management team is comprised of civil servants who have each worked for the State Treasurer's Office for an average of 20 years.

The LAIF is part of the Pooled Money Investment Account (PMIA). The PMIA began in 1953 and oversight is provided by the Pooled Money Investment Board (PMIB) and an in-house Investment Committee. The PMIB members are the State Treasurer, Director of Finance, and State Controller.

The Local Investment Advisory Board (LIAB) provides oversight for LAIF. The Board consists of five members as designated by statute. The Chairman is the State Treasurer or his designated representative. Two members qualified by training and experience in the field of investment or finance, and the State Treasurer appoints two members who are treasurers, finance or fiscal officers or business managers employed by any county, city or local district or municipal corporation of this state. The term of each appointment is two years or at the pleasure of the appointing authority.

All securities are purchased under the authority of Government Code Section 16430 and 16480.4. The State Treasurer's Office takes delivery of all securities purchased on a delivery versus payment basis using a third party custodian. All investments are purchased at market and a market valuation is conducted monthly.

Additionally, the PMIA has Policies, Goals and Objectives for the portfolio to make certain that our goals of Safety, Liquidity and Yield are not jeopardized and that prudent management prevails. These policies are formulated by investment staff and reviewed by both the PMIB and the LIAB on an annual basis.

The State Treasurer's Office is audited by the Bureau of State Audits on an annual basis and the resulting opinion is posted to the STO website following its publication. The Bureau of State Audits also has a continuing audit process throughout the year. All investments and LAIF claims are audited on a daily basis by the State Controller's Office as well as an in-house audit process involving three separate divisions.

Under Federal Law, the State of California cannot declare bankruptcy, thereby allowing the Government Code Section 16429.3 to stand. This Section states that "moneys placed with the Treasurer for deposit in the LAIF by cities, counties, special districts, nonprofit corporations, or qualified quasi-governmental agencies shall not be subject to either of the following: (a) transfer or loan pursuant to Sections 16310, 16312, or 16313, or (b) impoundment or seizure by any state official or state agency."

During the 2002 legislative session, California Government Code Section 16429.4 was added to the LAIF's enabling legislation. The Section states that "the right of a city, county, city and county, special district, nonprofit corporation, or qualified quasi-governmental agency to withdraw its deposited moneys from the LAIF, upon demand, may not be altered, impaired, or denied in any way, by any state official or state agency based upon the state's failure to adopt a State Budget by July 1 of each new fiscal year."

The LAIF has grown from 293 participants and \$468 million in 1977 to 2,450 participants and \$21.4 billion in March 2017.

Source: <http://www.treasurer.ca.gov/pmia-laif/laif-program>

RESOLUTION NO. 2017-12**A RESOLUTION OF THE BOARD OF DIRECTORS OF THE YUCAIPA VALLEY
WATER DISTRICT AUTHORIZING INVESTMENT OF MONIES IN THE LOCAL
AGENCY INVESTMENT FUND**

WHEREAS, pursuant to Chapter 730 of the statutes of 1976 Section 16429.1 was added to the California Government Code to create a Local Agency Investment Fund in the State Treasury for the deposit of money of a local agency for purposes of investment by the State Treasurer; and,

WHEREAS, the Yucaipa Valley Water District ("District") does hereby find that the deposit and withdrawal of money in the Local Agency Investment Fund in accordance with the provisions of Section 16429.1 of the Government Code for investment as stated therein as in the best interests of the District.

NOW, THEREFORE, BE IT RESOLVED that the Board of Directors of the Yucaipa Valley Water District does hereby resolve to:

1. Authorize the deposit and withdrawal of District monies in the Local Agency Investment Fund in the State Treasury in accordance with the provisions of Section 16429.1 of the Government Code for investment as stated therein, and verification by the State Treasurer's Office of all banking information provided in that regard, and
2. Designate the District officers or their successors in office as provided on Exhibit "A" to be authorized to order the deposit or withdrawal of monies in the Local Agency Investment Fund.

PASSED AND ADOPTED this 16th day of May 2017.

YUCAIPA VALLEY WATER DISTRICT

Jay Bogh, President Board of Directors

ATTEST:

Joseph B. Zoba, General Manager

**YUCAIPA VALLEY WATER DISTRICT
Resolution No. 2017-12 - Exhibit "A"**

The following Yucaipa Valley Water District officers or their successors in office shall be authorized to order the deposit or withdrawal of monies in the Local Agency Investment Fund per the attached resolution:

Joseph B. Zoba, General Manager

Allison Edmisten, Chief Financial Officer



PRINT CLEAR

**California State Treasurer’s Office
Local Agency Investment Fund (LAIF)
Authorization for Transfer of Funds**

Effective Date May 17, 2017 Agency Name Yucaipa Valley Water District LAIF Account # _____

Agency’s LAIF Resolution # 2017-xx or Resolution Date _____

ONLY the following individuals whose names appear in the table below are hereby authorized to order the deposit or withdrawal of funds in LAIF. **This authorization REPLACES AND SUPERCEDES all prior authorizations on file with LAIF for the transfer of funds.**

Name	Title
Joseph B. Zoba	General Manager
Allison Edmisten	Chief Financial Officer

Two authorized signatures required. Each of the undersigned certifies that he/she is authorized to execute this form under the agency’s resolution, and that the information contained herein is true and correct.

Signature _____
Jay Bogh
Print Name _____
Director, Division 3
Title _____
Telephone _____

Signature _____
Joseph B. Zoba
Print Name _____
General Manager & Secretary
Title _____
(909) 797-5119
Telephone _____

Please provide email address to receive LAIF notifications.

Name	Email
Joseph B. Zoba	jzoba@yvwd.dst.ca.us
Allison M. Edmisten	aedmisten@yvwd.dst.ca.us

**Mail completed form to: State Treasurer’s Office
Local Agency Investment Fund
P.O. Box 942809
Sacramento, CA 94209-0001**



Date: May 16, 2017

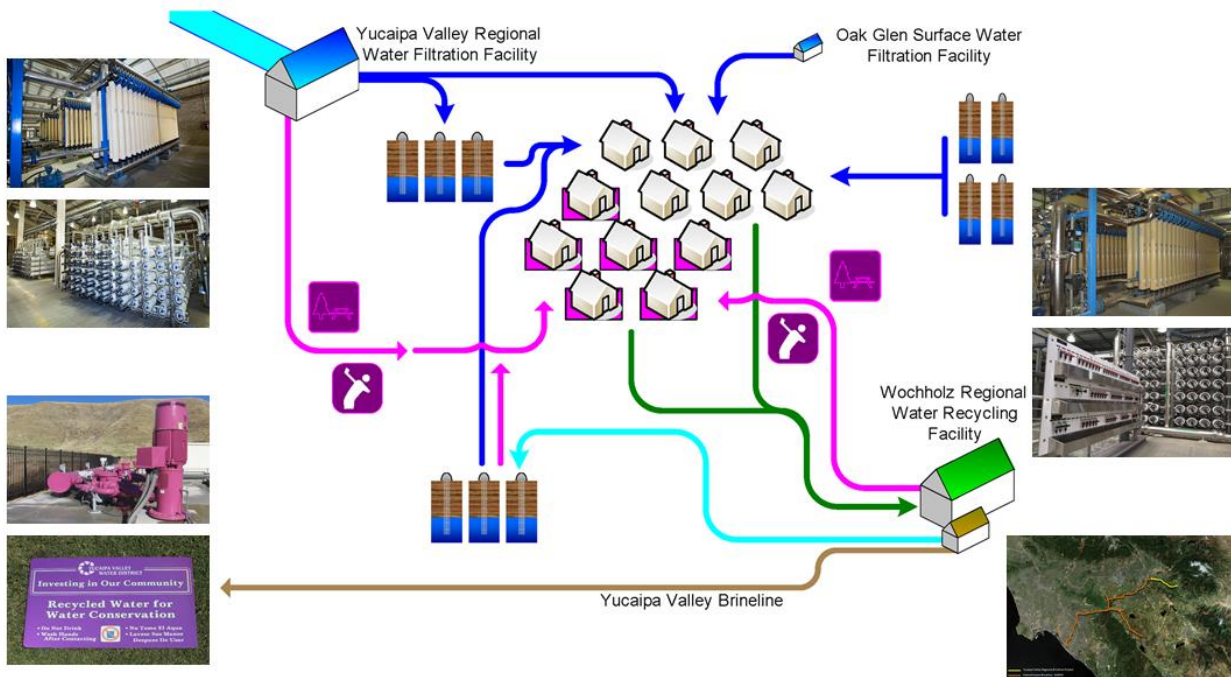
Prepared By: Joseph Zoba, General Manager

Subject: Consideration of Resolution No. 2017-13 Supporting the Construction of Water Purification and Sustainable Water Supply Enhancements at the Yucaipa Valley Regional Water Filtration Facility and the Wochholz Regional Water Recycling Facility as an Expansion of the Yucaipa Valley Regional Water Supply Renewal Project

Recommendation: That the Board adopts Resolution No. 2017-13.

Prolonged, severe, and reoccurring droughts continue to make high quality water supplies increasingly scarce in the Southwest. The Yucaipa Valley Water District recognized this trend nearly two decades ago and embarked on a series of capital improvement projects that integrated drinking water, recycled water, sewer treatment, and brine disposal facilities to create an exceptionally pure and renewable water resource.

Sustainable and Integrated Infrastructure Concepts



In preparation for the next drought, the District staff is recommending the expansion of the reverse osmosis equipment at the Yucaipa Valley Regional Water Filtration Facility and the Wochholz Regional Water Recycling Facility. These improvements will provide additional supplies of high quality water for future use within our community.

RESOLUTION NO. 2017-13**A RESOLUTION OF THE YUCAIPA VALLEY WATER DISTRICT SUPPORTING THE CONSTRUCTION OF WATER PURIFICATION AND SUSTAINABLE WATER SUPPLY ENHANCEMENTS AT THE YUCAIPA VALLEY REGIONAL WATER FILTRATION FACILITY AND THE WOCHHOLZ REGIONAL WATER RECYCLING FACILITY AS AN EXPANSION OF THE YUCAIPA VALLEY REGIONAL WATER SUPPLY RENEWAL PROJECT AND THE INTEGRATED WATER PURIFICATION, WATER CONSERVATION AND DROUGHT RESPONSE PROJECT**

WHEREAS, on January 17, 2014, California Governor Edmund G. Brown Jr issued Proclamation No. 1 -17-2014 declaring a State of Emergency to exist in California due to severe drought conditions and calling on all Californian's to reduce their water usage by 20 percent; and

WHEREAS, on April 25, 2014, Governor Edmund G. Brown Jr. issued an Executive Order calling on all Californian's to redouble their efforts to conserve water. The Executive Order finds that the continuous severe drought conditions present urgent challenges across the State including water shortages in communities and for agricultural production, increased wildfires, degraded habitat for fish and wildlife, threat of saltwater contamination, and additional water scarcity if drought conditions continue into 2015; and

WHEREAS, the National Integrated Drought Information System reported that nearly 80% of the State was reported to be under "extreme" drought conditions at the end of June 2014; and

WHEREAS, on April 25, 2014, the Governor suspended the California Environmental Quality Act's application to the State Water Board's adoption of emergency regulations pursuant to Water Code Section 1058.5 to prevent the waste, unreasonable use, unreasonable method of use, or unreasonable diversion of water, and to promote the use of recycled water and water conservation; and

WHEREAS, Water Code section 1058.5 grants the State Water Board the authority to adopt emergency regulations in drought years in order to: "prevent the waste, unreasonable use, unreasonable method of use, or unreasonable diversion of water, to promote water recycling or water conservation, to require curtailment of diversions when water is not available under the diverter's priority of right, or in furtherance of any of the foregoing, to require reporting of diversion or use or the preparation of monitoring reports" ; and

WHEREAS, over the past several years, the Yucaipa Valley Water District has taken bold steps to reduce drinking water use by implementing an extensive recycled water system that currently reduces the demand on drinking water supplies; and

WHEREAS, the Yucaipa Valley Water District supports the purification of drinking water supplies and recycled water supplies to further reduce dependency on imported water supplies and groundwater resources throughout the region.

NOW, THEREFORE, BE IT RESOLVED by the Board of Directors, that the Yucaipa Valley Water District is committed to support the construction of Water Purification and Sustainable Water Supply Enhancements at the Yucaipa Valley Regional Water Filtration Facility and the Wochholz Regional Water Recycling Facility as part of the Yucaipa Valley Regional Water Supply Renewal Project and the Integrated Water Purification, Water Conservation and Drought Response Project.

Furthermore, the Board of Directors directs District staff to coordinate the appropriate phasing, design, environmental review, financial planning, and construction of the proposed water purification facilities to achieve water quality objectives and enhance the long-term drought preparedness for the Yucaipa Valley Water District.

Furthermore, the Board of Directors directs the General Manager to pursue and take the necessary steps to obtain and support state and federal legislation for financial assistance for the development of this water purification infrastructure.

PASSED, APPROVED and ADOPTED this 16th day of May 2017.

YUCAIPA VALLEY WATER DISTRICT

Jay Bogh, President Board of Directors

ATTEST:

Joseph B. Zoba, General Manager

Board Reports



Yucaipa Valley Water District

Director Comments



Yucaipa Valley Water District



FACTS ABOUT THE YUCAIPA VALLEY WATER DISTRICT

Service Area Size: 40 square miles (sphere of influence is 68 square miles)

Elevation Change: 3,140 foot elevation change (from 2,044 to 5,184 feet)

Number of Employees: 5 elected board members
62 full time employees

Operating Budget: Water Division - \$13,397,500
Sewer Division - \$11,820,000
Recycled Water Division - \$537,250
Total Annual Budget - \$25,754,750

Number of Services: 12,434 water connections serving 17,179 units
13,559 sewer connections serving 20,519 units
64 recycled water connections

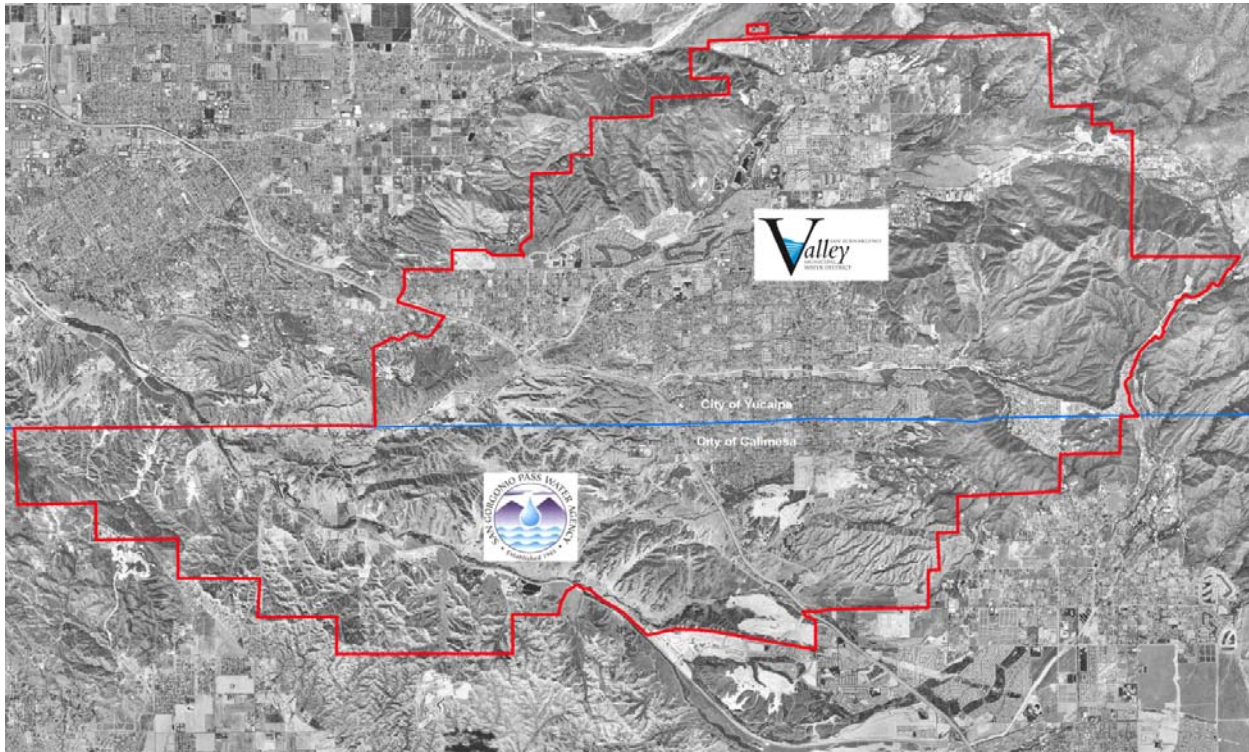
Water System: 215 miles of drinking water pipelines
27 reservoirs - 34 million gallons of storage capacity
18 pressure zones
12,000 ac-ft annual water demand (3.9 billion gallons)
Two water filtration facilities:
- 1 mgd at Oak Glen Surface Water Filtration Facility
- 12 mgd at Yucaipa Valley Regional Water Filtration Facility

Sewer System: 8.0 million gallon treatment capacity - current flow at 4.0 mgd
205 miles of sewer mainlines
5 sewer lift stations
4,500 ac-ft annual recycled water prod. (1.46 billion gallons)

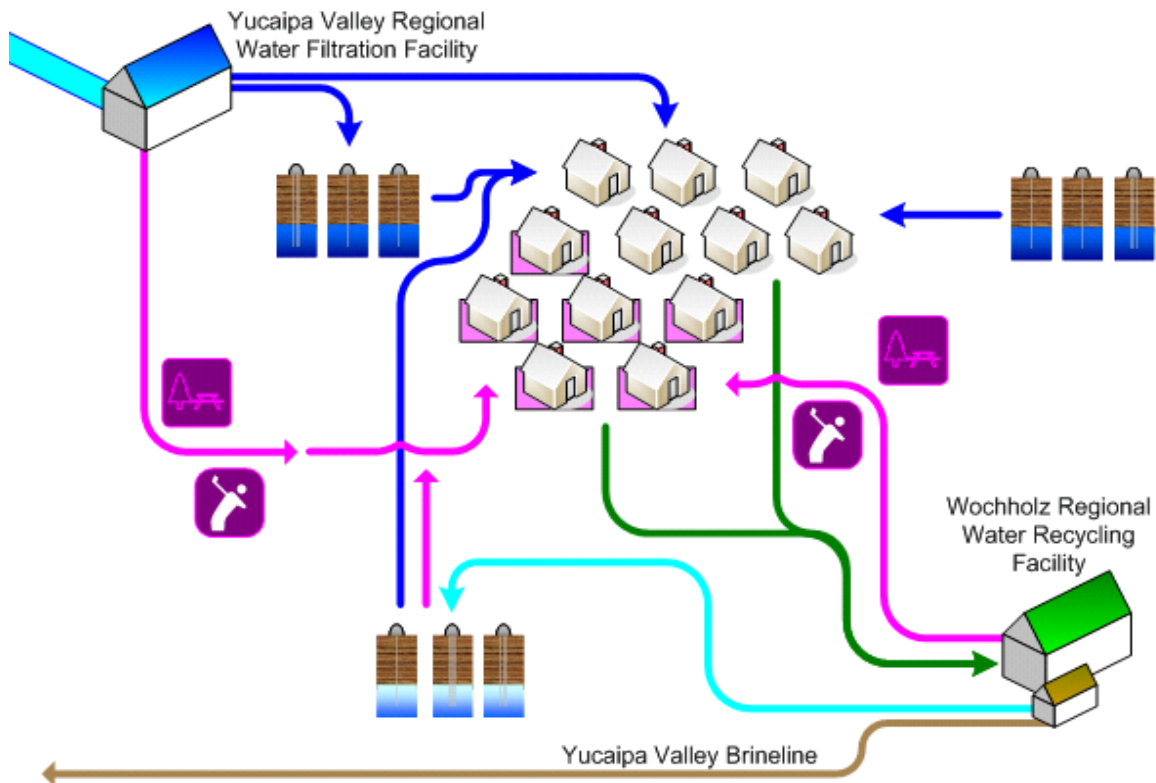
Recycled Water: 22 miles of recycled water pipelines
5 reservoirs - 12 million gallons of storage
1,200 ac-ft annual recycled demand (0.4 billion gallons)

Brine Disposal: 2.2 million gallon desalination facility at sewer treatment plant
1.108 million gallons of Inland Empire Brine Line capacity
0.295 million gallons of treatment capacity in Orange County

State Water Contractors: San Bernardino Valley Municipal Water District
San Geronimo Pass Water Agency



Sustainability Plan: A Strategic Plan for a Sustainable Future: The Integration and Preservation of Resources, adopted on August 20, 2008.





THE MEASUREMENT OF WATER PURITY

One part per hundred is generally represented by the percent (%).
This is equivalent to about fifteen minutes out of one day.

One part per thousand denotes one part per 1000 parts.
This is equivalent to about one and a half minutes out of one day.

One part per million (ppm) denotes one part per 1,000,000 parts.
This is equivalent to about 32 seconds out of a year.

One part per billion (ppb) denotes one part per 1,000,000,000 parts.
This is equivalent to about three seconds out of a century.

One part per trillion (ppt) denotes one part per 1,000,000,000,000 parts.
This is equivalent to about three seconds out of every hundred thousand years.

One part per quadrillion (ppq) denotes one part per 1,000,000,000,000,000 parts.
This is equivalent to about two and a half minutes out of the age of the Earth (4.5 billion years).





GLOSSARY OF COMMONLY USED TERMS

Every profession has specialized terms which generally evolve to facilitate communication between individuals. The routine use of these terms tends to exclude those who are unfamiliar with the particular specialized language of the group. Sometimes jargon can create communication cause difficulties where professionals in related fields use different terms for the same phenomena.

Below are commonly used water terms and abbreviations with commonly used definitions. If there is any discrepancy in definitions, the District's Regulations Governing Water Service is the final and binding definition.

Acre Foot of Water - The volume of water (325,850 gallons, or 43,560 cubic feet) that would cover an area of one acre to a depth of 1 foot.

Activated Sludge Process – A secondary biological sewer treatment process where bacteria reproduce at a high rate with the introduction of excess air or oxygen, and consume dissolved nutrients in the wastewater.

Annual Water Quality Report - The document is prepared annually and provides information on water quality, constituents in the water, compliance with drinking water standards and educational material on tap water. It is also referred to as a Consumer Confidence Report (CCR).

Aquifer - The natural underground area with layers of porous, water-bearing materials (sand, gravel) capable of yielding a supply of water; see Groundwater basin.

Backflow - The reversal of water's normal direction of flow. When water passes through a water meter into a home or business it should not reverse flow back into the water mainline.

Best Management Practices (BMPs) - Methods or techniques found to be the most effective and practical means in achieving an objective. Often used in the context of water conservation.

Biochemical Oxygen Demand (BOD) – The amount of oxygen used when organic matter undergoes decomposition by microorganisms. Testing for BOD is done to assess the amount of organic matter in water.

Biosolids – Biosolids are nutrient rich organic and highly treated solid materials produced by the sewer treatment process. This high-quality product can be used as a soil amendment on farm land or further processed as an earth-like product for commercial and home gardens to improve and maintain fertile soil and stimulate plant growth.

Catch Basin – A chamber usually built at the curb line of a street, which conveys surface water for discharge into a storm sewer.

Capital Improvement Program (CIP) – Projects for repair, rehabilitation, and replacement of assets. Also includes treatment improvements, additional capacity, and projects for the support facilities.

Collector Sewer – The first element of a wastewater collection system used to collect and carry wastewater from one or more building sewer laterals to a main sewer.

Coliform Bacteria – A group of bacteria found in the intestines of humans and other animals, but also occasionally found elsewhere and is generally used as an indicator of sewage pollution.

Combined Sewer Overflow – The portion of flow from a combined sewer system, which discharges into a water body from an outfall located upstream of a wastewater treatment plant, usually during wet weather conditions.

Combined Sewer System– Generally older sewer systems designed to convey both sewage and storm water into one pipe to a wastewater treatment plant.

Conjunctive Use - The coordinated management of surface water and groundwater supplies to maximize the yield of the overall water resource. Active conjunctive use uses artificial recharge, where surface water is intentionally percolated or injected into aquifers for later use. Passive conjunctive use is to simply rely on surface water in wet years and use groundwater in dry years.

Consumer Confidence Report (CCR) - see Annual Water Quality Report.

Cross-Connection - The actual or potential connection between a potable water supply and a non-potable source, where it is possible for a contaminant to enter the drinking water supply.

Disinfection By-Products (DBPs) - The category of compounds formed when disinfectants in water systems react with natural organic matter present in the source water supplies. Different disinfectants produce different types or amounts of disinfection byproducts. Disinfection byproducts for which regulations have been established have been identified in drinking water, including trihalomethanes, haloacetic acids, bromate, and chlorite

Drought - a period of below average rainfall causing water supply shortages.

Dry Weather Flow – Flow in a sanitary sewer during periods of dry weather in which the sanitary sewer is under minimum influence of inflow and infiltration.

Fire Flow - The ability to have a sufficient quantity of water available to the distribution system to be delivered through fire hydrants or private fire sprinkler systems.

Gallons per Capita per Day (GPCD) - A measurement of the average number of gallons of water use by the number of people served each day in a water system. The calculation is made by dividing the total gallons of water used each day by the total number of people using the water system.

Groundwater Basin - An underground body of water or aquifer defined by physical boundaries.

Groundwater Recharge - The process of placing water in an aquifer. Can be a naturally occurring process or artificially enhanced.

Hard Water - Water having a high concentration of minerals, typically calcium and magnesium ions.

Hydrologic Cycle - The process of evaporation of water into the air and its return to earth in the form of precipitation (rain or snow). This process also includes transpiration from plants, percolation into the ground, groundwater movement, and runoff into rivers, streams and the ocean; see Water cycle.

Infiltration – Water other than sewage that enters a sewer system and/or building laterals from the ground through defective pipes, pipe joints, connections, or manholes. Infiltration does not include inflow. See *Inflow*.

Inflow - Water other than sewage that enters a sewer system and building sewer from sources such as roof vents, yard drains, area drains, foundation drains, drains from springs and swampy areas, manhole covers, cross connections between storm drains and sanitary sewers, catch basins, cooling towers, storm waters, surface runoff, street wash waters, or drainage. Inflow does not include infiltration. See *Infiltration*.

Inflow / Infiltration (I/I) – The total quantity of water from both inflow and infiltration.

Mains, Distribution - A network of pipelines that delivers water (drinking water or recycled water) from transmission mains to residential and commercial properties, usually pipe diameters of 4" to 16".

Mains, Transmission - A system of pipelines that deliver water (drinking water or recycled water) from a source of supply the distribution mains, usually pipe diameters of greater than 16".

Meter - A device capable of measuring, in either gallons or cubic feet, a quantity of water delivered by the District to a service connection.

Overdraft - The pumping of water from a groundwater basin or aquifer in excess of the supply flowing into the basin. This pumping results in a depletion of the groundwater in the basin which has a net effect of lowering the levels of water in the aquifer.

Peak Flow – The maximum flow that occurs over a specific length of time (e.g., daily, hourly, instantaneously).

Pipeline - Connected piping that carries water, oil or other liquids. See Mains, Distribution and Mains, Transmission.

Point of Responsibility, Metered Service - The connection point at the outlet side of a water meter where a landowner's responsibility for all conditions, maintenance, repairs, use and replacement of water service facilities begins, and the District's responsibility ends.

Potable Water - Water that is used for human consumption and regulated by the California Department of Public Health.

Pressure Reducing Valve - A device used to reduce the pressure in a domestic water system when the water pressure exceeds desirable levels.

Pump Station - A drinking water or recycled water facility where pumps are used to push water up to a higher elevation or different location.

Reservoir - A water storage facility where water is stored to be used at a later time for peak demands or emergencies such as fire suppression. Drinking water and recycled water systems will typically use concrete or steel reservoirs. The State Water Project system considers lakes, such as Shasta Lake and Folsom Lake to be water storage reservoirs.

Runoff - Water that travels downward over the earth's surface due to the force of gravity. It includes water running in streams as well as over land.

Sanitary Sewer System - Sewer collection system designed to carry sewage, consisting of domestic, commercial, and industrial wastewater. This type of system is not designed nor intended to carry water from rainfall, snowmelt, or groundwater sources. See *Combined Sewer System*.

Sanitary Sewer Overflow – Overflow from a sanitary sewer system caused when total wastewater flow exceeds the capacity of the system. See *Combined Sewer Overflow*.

Santa Ana River Interceptor (SARI) Line – A regional brine line designed to convey 30 million gallons per day of non-reclaimable wastewater from the upper Santa Ana River basin to the sewer treatment plant operated by Orange County Sanitation District.

Secondary Treatment – Biological sewer treatment, particularly the activated-sludge process, where bacteria and other microorganisms consume dissolved nutrients in wastewater.

Supervisory Control and Data Acquisition (SCADA) - A computerized system which provides the ability to remotely monitor and control water system facilities such as reservoirs, pumps and other elements of water delivery.

Service Connection - The water piping system connecting a customer's system with a District water main beginning at the outlet side of the point of responsibility, including all plumbing and equipment located on a parcel required for the District's provision of water service to that parcel.

Sludge – Untreated solid material created by the treatment of sewage.

Smart Irrigation Controller - A device that automatically adjusts the time and frequency which water is applied to landscaping based on real-time weather such as rainfall, wind, temperature and humidity.

Special District - A political subdivision of a state established to provide a public services, such as water supply or sanitation, within a specific geographic area.

Surface Water - Water found in lakes, streams, rivers, oceans or reservoirs behind dams.

Total Suspended Solids (TSS) – The amount of solids floating and in suspension in water or sewage.

Transpiration - The process by which water vapor is released into the atmosphere by living plants.

Trickling Filter – A biological secondary treatment process in which bacteria and other microorganisms, growing as slime on the surface of rocks or plastic media, consume nutrients in primary treated sewage as it trickles over them.

Underground Service Alert (USA) - A free service that notifies utilities such as water, telephone, cable and sewer companies of pending excavations within the area (dial 8-1-1 at least 2 working days before you dig).

Urban Runoff - Water from city streets and domestic properties that typically carries pollutants into the storm drains, rivers, lakes, and oceans.

Valve - A device that regulates, directs or controls the flow of water by opening, closing or partially obstructing various passageways.

Wastewater – Any water that enters the sanitary sewer.

Water Banking - The practice of actively storing or exchanging in-lieu surface water supplies in available groundwater basin storage space for later extraction and use by the storing party or for sale or exchange to a third party. Water may be banked as an independent operation or as part of a conjunctive use program.

Water cycle - The continuous movement water from the earth's surface to the atmosphere and back again; see Hydrologic cycle.

Water Pressure - Pressure created by the weight and elevation of water and/or generated by pumps that deliver water to the tap.

Water Service Line - The pipeline that delivers potable water to a residence or business from the District's water system. Typically the water service line is a 1" to 1½" diameter pipe for residential properties.

Watershed - A region or land area that contributes to the drainage or catchment area above a specific point on a stream or river.

Water Table - The upper surface of the zone of saturation of groundwater in an unconfined aquifer.

Water Transfer - A transaction, in which a holder of a water right or entitlement voluntarily sells/exchanges to a willing buyer the right to use all or a portion of the water under that water right or entitlement.

Water Well - A hole drilled into the ground to tap an underground water aquifer.

Wetlands - Lands which are fully saturated or under water at least part of the year, like seasonal vernal pools or swamps.

Wet Weather Flow – Dry weather flow combined with stormwater introduced into a combined sewer system, and dry weather flow combined with infiltration/inflow into a separate sewer system.





COMMONLY USED ABBREVIATIONS

AQMD	Air Quality Management District
BOD	Biochemical Oxygen Demand
CARB	California Air Resources Board
CCTV	Closed Circuit Television
CWA	Clean Water Act
EIR	Environmental Impact Report
EPA	U.S. Environmental Protection Agency
FOG	Fats, Oils, and Grease
GPD	Gallons per day
MGD	Million gallons per day
O & M	Operations and Maintenance
OSHA	Occupational Safety and Health Administration
POTW	Publicly Owned Treatment Works
PPM	Parts per million
RWQCB	Regional Water Quality Control Board
SARI	Santa Ana River Inceptor
SAWPA	Santa Ana Watershed Project Authority
SBVMWD	San Bernardino Valley Municipal Water District
SCADA	Supervisory Control and Data Acquisition system
SSMP	Sanitary Sewer Management Plan
SSO	Sanitary Sewer Overflow
SWRCB	State Water Resources Control Board
TDS	Total Dissolved Solids
TMDL	Total Maximum Daily Load
TSS	Total Suspended Solids
WDR	Waste Discharge Requirements
YVWD	Yucaipa Valley Water District