



Yucaipa Valley Water District

12770 Second Street, Yucaipa, California 92399 Phone: (909) 797-5117

Notice and Agenda of a Meeting of the Board of Directors

Tuesday, July 21, 2020 at 4:00 p.m.

Due to the spread of COVID-19 and in accordance with the Governor's Executive Order N-29-20 (a copy of which is attached to this agenda), the Yucaipa Valley Water District will be conducting this meeting by teleconference only. Public comments on matters listed on the agenda or on any matter within the District's jurisdiction will be received during Public Comments, Agenda Item No. III.

**This meeting is available by calling
(888) 475-4499 using passcode 676-950-731#**

**View live presentation material at
<https://zoom.us/j/676950731> ([Click here](#))**

There will be no public physical location for attending this meeting in person. The District's Board meeting room will be closed to the public until further notice.

If you are unable to participate by telephone, you may submit comments and/or questions in writing for the Board's consideration by sending them to inquiry@yvwd.us. Submit your written inquiry prior to the start of the meeting. All public comments received prior to the start of the meeting will be provided to the Board and may be read into the record or compiled as part of the record.

- I. CALL TO ORDER**
- II. ROLL CALL**
- III. PUBLIC COMMENTS** - At this time, members of the public may briefly address the Board of Directors on matters within its jurisdiction or on any matter listed on this agenda.

Any person who requires accommodation to participate in this meeting should contact the District office at (909) 797-5117, at least 48 hours prior to the meeting to request a disability-related modification or accommodation.

Materials that are provided to the Board of Directors after the meeting packet is compiled and distributed will be made available for public review during normal business hours at the District office located at 12770 Second Street, Yucaipa. Meeting materials are also available on the District's website at www.yvwd.dst.ca.us

- IV. CONSENT CALENDAR** - All consent calendar matters are routine and will be acted upon in one motion. There will be no discussion of these items unless board members, administrative staff, or members of the public request specific items to be discussed and/or removed prior to the vote for approval.
- A. Minutes of Meetings
 - 1. Board Meeting - July 14, 2020
 - B. Payment of Bills
 - 1. Approve/Ratify Invoices for Board Awarded Contracts
 - 2. Ratify General Expenses for June 2020
- V. STAFF REPORT**
- VI. DISCUSSION ITEMS**
- A. Presentation of the Unaudited Financial Report for the Period Ending on June 30, 2020
[[Director Memorandum No. 20-115 - Page 22 of 79](#)]
RECOMMENDED ACTION: That the Board receive and file the unaudited financial report.
 - B. Consideration to Conduct an Epidemiological Study of COVID-19 at the Wochholz Regional Water Recycling Facility [[Director Memorandum No. 20-116 - Page 48 of 79](#)]
RECOMMENDED ACTION: That the Board authorize the General Manager to execute a contract with Biobot Analytics for Fiscal Year 20-21 for a sum not to exceed \$97,920 and adopt Resolution No. 2020-36.
 - C. Consideration to Sell 37.67 Shares of North Fork Water Company Shares to East Valley Water District [[Director Memorandum No. 20-117 - Page 57 of 79](#)]
RECOMMENDED ACTION: That the Board authorize the General Manager to sell 37.67 shares of North Fork Water Company shares to East Valley Water District for \$21,434.23.
 - D. Consideration of Change Order No. 1 and Filing of a Notice of Completion for the Replacement of the Drinking Water Reservoir R-16.6 - Calimesa [[Director Memorandum No. 20-118 - Page 63 of 79](#)]
RECOMMENDED ACTION: That the Board authorize the General Manager to execute Change Order No.1 and file the Notice of Completion for the Replacement of the Drinking Water Reservoir R-16.6 Project.
 - E. Discussion Regarding the Cancellation of Two Consecutively Scheduled Board Meetings [[Director Memorandum No. 20-119 - Page 68 of 79](#)]
RECOMMENDED ACTION: That the Board cancel the board meetings on July 28, 2020 and August 4, 2020.
- VII. BOARD REPORTS & DIRECTOR COMMENTS**
- VIII. ANNOUNCEMENTS**
- A. July 28, 2020 at 4:00 p.m. - Board Meeting - **Cancelled**
 - B. August 4, 2020 at 4:00 p.m. - Board Meeting - **Cancelled**
 - C. August 11, 2020 at 4:00 p.m. - Board Meeting - **Teleconference Only**
 - D. August 18, 2020 at 4:00 p.m. - Board Meeting - **Teleconference Only**
 - E. August 25, 2020 at 4:00 p.m. - Board Meeting - **Teleconference Only**
 - F. September 1, 2020 at 4:00 p.m. - Board Meeting - **Teleconference Only**
 - G. September 8, 2020 at 4:00 p.m. - Board Meeting - **Teleconference Only**
- IX. ADJOURNMENT**

**EXECUTIVE DEPARTMENT
STATE OF CALIFORNIA**

EXECUTIVE ORDER N-29-20

WHEREAS on March 4, 2020, I proclaimed a State of Emergency to exist in California as a result of the threat of COVID-19; and

WHEREAS despite sustained efforts, the virus continues to spread and is impacting nearly all sectors of California; and

WHEREAS the threat of COVID-19 has resulted in serious and ongoing economic harms, in particular to some of the most vulnerable Californians; and

WHEREAS time bound eligibility redeterminations are required for Medi-Cal, CalFresh, CalWORKs, Cash Assistance Program for Immigrants, California Food Assistance Program, and In Home Supportive Services beneficiaries to continue their benefits, in accordance with processes established by the Department of Social Services, the Department of Health Care Services, and the Federal Government; and

WHEREAS social distancing recommendations or Orders as well as a statewide imperative for critical employees to focus on health needs may prevent Medi-Cal, CalFresh, CalWORKs, Cash Assistance Program for Immigrants, California Food Assistance Program, and In Home Supportive Services beneficiaries from obtaining in-person eligibility redeterminations; and

WHEREAS under the provisions of Government Code section 8571, I find that strict compliance with various statutes and regulations specified in this order would prevent, hinder, or delay appropriate actions to prevent and mitigate the effects of the COVID-19 pandemic.

NOW, THEREFORE, I, GAVIN NEWSOM, Governor of the State of California, in accordance with the authority vested in me by the State Constitution and statutes of the State of California, and in particular, Government Code sections 8567 and 8571, do hereby issue the following order to become effective immediately:

IT IS HEREBY ORDERED THAT:

1. As to individuals currently eligible for benefits under Medi-Cal, CalFresh, CalWORKs, the Cash Assistance Program for Immigrants, the California Food Assistance Program, or In Home Supportive Services benefits, and to the extent necessary to allow such individuals to maintain eligibility for such benefits, any state law, including but not limited to California Code of Regulations, Title 22, section 50189(a) and Welfare and Institutions Code sections 18940 and 11265, that would require redetermination of such benefits is suspended for a period of 90 days from the date of this Order. This Order shall be construed to be consistent with applicable federal laws, including but not limited to Code of Federal Regulations, Title 42, section 435.912, subdivision (e), as interpreted by the Centers for Medicare and Medicaid Services (in guidance issued on January 30, 2018) to permit the extension of

otherwise-applicable Medicaid time limits in emergency situations.

2. Through June 17, 2020, any month or partial month in which California Work Opportunity and Responsibility to Kids (CalWORKs) aid or services are received pursuant to Welfare and Institutions Code Section 11200 et seq. shall not be counted for purposes of the 48-month time limit set forth in Welfare and Institutions Code Section 11454. Any waiver of this time limit shall not be applied if it will exceed the federal time limits set forth in Code of Federal Regulations, Title 45, section 264.1.
3. Paragraph 11 of Executive Order N-25-20 (March 12, 2020) is withdrawn and superseded by the following text:

Notwithstanding any other provision of state or local law (including, but not limited to, the Bagley-Keene Act or the Brown Act), and subject to the notice and accessibility requirements set forth below, a local legislative body or state body is authorized to hold public meetings via teleconferencing and to make public meetings accessible telephonically or otherwise electronically to all members of the public seeking to observe and to address the local legislative body or state body. All requirements in both the Bagley-Keene Act and the Brown Act expressly or impliedly requiring the physical presence of members, the clerk or other personnel of the body, or of the public as a condition of participation in or quorum for a public meeting are hereby waived.

In particular, any otherwise-applicable requirements that

- (i) state and local bodies notice each teleconference location from which a member will be participating in a public meeting;
- (ii) each teleconference location be accessible to the public;
- (iii) members of the public may address the body at each teleconference conference location;
- (iv) state and local bodies post agendas at all teleconference locations;
- (v) at least one member of the state body be physically present at the location specified in the notice of the meeting; and
- (vi) during teleconference meetings, at least a quorum of the members of the local body participate from locations within the boundaries of the territory over which the local body exercises jurisdiction

are hereby suspended.

A local legislative body or state body that holds a meeting via teleconferencing and allows members of the public to observe and address the meeting telephonically or otherwise electronically, consistent with the notice and accessibility requirements set forth below, shall have satisfied any requirement that the body allow

members of the public to attend the meeting and offer public comment. Such a body need not make available any physical location from which members of the public may observe the meeting and offer public comment.

Accessibility Requirements: If a local legislative body or state body holds a meeting via teleconferencing and allows members of the public to observe and address the meeting telephonically or otherwise electronically, the body shall also:

- (i) Implement a procedure for receiving and swiftly resolving requests for reasonable modification or accommodation from individuals with disabilities, consistent with the Americans with Disabilities Act and resolving any doubt whatsoever in favor of accessibility; and
- (ii) Advertise that procedure each time notice is given of the means by which members of the public may observe the meeting and offer public comment, pursuant to subparagraph (ii) of the Notice Requirements below.

Notice Requirements: Except to the extent this Order expressly provides otherwise, each local legislative body and state body shall:

- (i) Give advance notice of the time of, and post the agenda for, each public meeting according to the timeframes otherwise prescribed by the Bagley-Keene Act or the Brown Act, and using the means otherwise prescribed by the Bagley-Keene Act or the Brown Act, as applicable; and
- (ii) In each instance in which notice of the time of the meeting is otherwise given or the agenda for the meeting is otherwise posted, also give notice of the means by which members of the public may observe the meeting and offer public comment. As to any instance in which there is a change in such means of public observation and comment, or any instance prior to the issuance of this Order in which the time of the meeting has been noticed or the agenda for the meeting has been posted without also including notice of such means, a body may satisfy this requirement by advertising such means using "the most rapid means of communication available at the time" within the meaning of Government Code, section 54954, subdivision (e); this shall include, but need not be limited to, posting such means on the body's Internet website.


All of the foregoing provisions concerning the conduct of public meetings shall apply only during the period in which state or local public health officials have imposed or recommended social distancing measures.

All state and local bodies are urged to use sound discretion and to make reasonable efforts to adhere as closely as reasonably possible to the provisions of the Bagley-Keene Act and the Brown Act, and other applicable local laws regulating the conduct of public meetings, in order to maximize transparency and provide the public access to their meetings.

IT IS FURTHER ORDERED that as soon as hereafter possible, this Order be filed in the Office of the Secretary of State and that widespread publicity and notice be given of this Order.

This Order is not intended to, and does not, create any rights or benefits, substantive or procedural, enforceable at law or in equity, against the State of California, its agencies, departments, entities, officers, employees, or any other person.

IN WITNESS WHEREOF I have
hereunto set my hand and caused
the Great Seal of the State of
California to be affixed this 17th day
of March 2020.



GAVIN NEWSOM
Governor of California

Consent Calendar



Yucaipa Valley Water District

MINUTES OF A BOARD MEETING - TELECONFERENCE

July 14, 2020 at 4:00 P.M.

Directors Present:

Chris Mann, President
Lonni Granlund, Vice President
Jay Bogh, Director
Joyce McIntire, Director
Dennis Miller, Director

Staff Present:

Jennifer Ares, Water Resource Manager
Madeline Blua, Water Resource Specialist
Chelsie Fogus, Administrative Assistant I
Kathryn Hallberg, Implementation Manager
Dustin Hochreiter, Senior Engineering Technician
Tim Mackamul, Operations Manager
Matthew Porras, Implementation Manager
Mike Rivera, Public Works Supervisor
Charles Thomas, Operations Manager
John Wrobel, Public Works Manager
Joseph Zoba, General Manager

Directors Absent:

None

Consulting Staff Present:

David Wysocki, Legal Counsel

Registered Guests and Others Present:

None

Due to the spread of COVID-19 and in accordance with the Governor's Executive Order N-29-20 (a copy of which was attached to the meeting agenda), the Yucaipa Valley Water District conducted this meeting by teleconference.

The meeting was available to the public by calling (888) 475-4499 using passcode 676-950-731 and live presentation material was available at <https://zoom.us/j/676950731>.

CALL TO ORDER

The regular meeting of the Board of Directors of the Yucaipa Valley Water District was called to order by Chris Mann at 4:00 p.m.

ROLL CALL

The roll was called with Director Jay Bogh, Director Lonni Granlund, Director Chris Mann, Director Joyce McIntire and Director Dennis Miller were present.

PUBLIC COMMENTS

None

CONSENT CALENDAR

Director Jay Bogh moved to approve the consent calendar and Director Dennis Miller seconded the motion.

A. Minutes of Meetings

1. Board Meeting - June 23, 2020

The motion was approved by the following vote:

Director Jay Bough - Yes
Director Lonni Granlund - Yes
Director Chris Mann - Yes
Director Joyce McIntire - Yes
Director Dennis Miller - Yes

STAFF REPORT

General Manager Joseph Zoba provided information on the following item(s):

- The District reported 193 residential gallons per capita drinking water consumption for the month of June 2020. This represented an increase of 8.4% from May 2020.
- The San Bernardino Valley Municipal Water District Advisory Commission on Water Policy will be held on Thursday, July 16, 2020 at 6:30pm. The meeting will require a GoToMeeting login which is available on the meeting agenda.
- The District staff will be arranging site tours of Reservoir R-16.6; Reservoir R-18.4; and Reservoir R-16.2 over the next couple of weeks.
- The District will be participating in the Southern California Water Conference to be held online on August 14, 2020 from 9:00am to 1:00pm. The board members will be registered for this event.
- The next Yucaipa Sustainable Groundwater Management Agency meeting will be held on July 22, 2020 at 10:00am.

Regulatory Compliance Manager Ashley Gibson provided information on the following item(s):

- The laboratory remodel at the Wochholz Regional Water Recycling Facility has been completed. Photographs of the completed remodel work were shared during the meeting.

DISCUSSION ITEMS:

DM 20-110

STATUS REPORT
REGARDING THE
PROCLAMATION OF A
LOCAL EMERGENCY
RELATED TO THE
CORONAVIRUS AND
COVID-19 IN THE
YUCAIPA VALLEY
WATER DISTRICT
SERVICE AREA WITHIN
THE COUNTIES OF
RIVERSIDE AND SAN
BERNARDINO

General Manager Joseph Zoba shared information about the current status of District employees and provided a brief discussion about performing influent wastewater testing for COVID-19.

DM 20-111

OVERVIEW OF RECENT
CHANGES TO THE FAIR
POLITICAL PRACTICES
COMMISSION, TITLE 2,
DIVISION 6, CALIFORNIA
CODE OF
REGULATIONS.) § 18707
DISQUALIFICATION
REQUIREMENTS

Legal Counsel David Wysocki reviewed the recent changes to the Fair Political Practices Commission, Title 2, Division 6, California Code of Regulations.) § 18707 Disqualification Requirements.

DM 20-112

CONSIDERATION OF
DEVELOPMENT
AGREEMENT NO. 2020-
03 FOR SEWER
SERVICE AT 31588
YUCAIPA BOULEVARD,
YUCAIPA (ASSESSOR'S
PARCEL NUMBER 300-
321-14)

Implementation Manager Matthew Porras presented Development Agreement No. 2020-03 related to the new sewer service to be provide at 31588 Yucaipa Boulevard.

Director Lonni Granlund moved that the Board authorize the General Manager to execute Development Agreement No. 2020-03.

Director Dennis Miller seconded the motion.

The motion was approved by the following vote:

Director Jay Bogh - Yes
Director Lonni Granlund - Yes
Director Chris Mann - Yes
Director Joyce McIntire - Yes
Director Dennis Miller - Yes

DM 20-113

STATUS REPORT OF
THE REPLACEMENT OF
THE DRINKING WATER
RESERVOIR R-16.6 -
CALIMESA

Implementation Manager Mathew Porras reported that the construction of drinking water reservoir R-16.6 is now completed and the reservoir is in service for the community. Photographs were provided that illustrate the construction phases of this project over the past several months.

DM 20-114

CONSIDERATION OF
PURCHASING 6,000
ACRE FEET OF
IMPORTED WATER
FROM THE SAN
BERNARDINO VALLEY
MUNICIPAL WATER
DISTRICT FOR DIRECT
DELIVERY TO THE
YUCAIPA VALLEY
REGIONAL WATER
FILTRATION FACILITY
FOR CALENDAR YEAR
2021

General Manager Joseph Zoba provided information about a request for 6,000 acre feet of imported water for calendar year 2021 from the San Bernardino Valley Municipal Water District.

Director Dennis Miller moved that the Board authorize the purchase of 6,000 acre-feet from the San Bernardino Valley Municipal Water District for a sum not to exceed \$754,800.

Director Jay Bogh seconded the motion.

The motion was approved by the following vote:

Director Jay Bogh - Yes
Director Lonni Granlund - Yes
Director Chris Mann - Yes
Director Joyce McIntire - Yes
Director Dennis Miller - Yes

BOARD REPORTS AND
DIRECTOR COMMENTS

Director Lonni Granlund and Director Joyce McIntire reported on the San Bernardino Valley Municipal Water District policy workshop held on July 9, 2020.

Director Joyce McIntire reported on the San Geronimo Pass Water Agency engineering workshop held on July 13, 2020.

ANNOUNCEMENTS

Director Chris Mann called attention to the announcements listed on the agenda.

CLOSED SESSION

Director Jay Bogh, Director Lonni Granlund, Director Chris Mann, Director Joyce McIntire, and Director Dennis Miller were present in closed session with Legal Counsel David Wysocki and General Manager Joseph Zoba to discuss the following items.

A. Conference with Legal Counsel - Anticipated Litigation
(Government Code 54956.9) - Two Cases

After reconvening out of closed session, Legal Counsel David Wysocki reported that direction was provided and that there were no other reportable actions taken.

ADJOURNMENT

The meeting was adjourned at 4:55 p.m.

Respectfully submitted,

Joseph B. Zoba, Secretary

(Seal)

Board Awarded Contracts
Consent Calendar Board Meeting - July 21, 2020

District Awarded Contracts	Director Memorandum	Job or GL #	Job Cost Breakdown	Awarded Contract Amount	Prior Payments to Date	Pending Invoice Amount	Total Contract Payments	Remaining Contract Amount	Percent Remaining
Law Office of David L. Wysocki - FY 2019 Legal Services (Operating)	--	*5-06-54107	--	--	\$60,116	\$2,663	\$62,779		
DDB Engineering (R-Reserves) Application to DDW for the Recharge at Wilson Creek Basins	15-086	04-19771	--	\$35,900	\$25,395	\$0	\$25,395	\$10,505	29%
Delta Partners \$90,000 per year-Legislative Consult (exp 12/18) WIS Oper Three Year Contract Extension (exp 12/2021)	13-079 19-052	*5-06-54109 *5-06-54109	\$90,000 \$270,000	\$360,000	\$195,000	\$7,500	\$202,500	\$157,500	44%
Dudek (S-Operating) 2019 -Max Benefit Monitoring for San Timoteo/Yucaipa Mgmt Zones	19-045	03-5-06-54109	--	\$89,426	\$74,114	\$0	\$74,114	\$15,312	17%
Dudek (S-Operating) 2020 -Max Benefit Monitoring for San Timoteo/Yucaipa Mgmt Zones	20-038	03-5-06-54109	--	\$52,338		\$5,792	\$5,792	\$46,546	89%
2018 -HMP in San Timoteo Creek		03-5-06-57030	--	\$56,340	\$53,335	\$0	\$53,335	\$3,005	5%
Dudek (S-Operating) 2019 -Habitat Monitoring Program (HMP) in San Timoteo Creek	19-044	65-15339 03-5-06-57030	--	\$73,830	\$69,280	\$0	\$69,280	\$4,550	6%
Dudek (S-Operating) 2020 -Habitat Monitoring Program (HMP) in San Timoteo Creek	20-037	65-15339 03-5-06-57030	--	\$52,660	\$0	\$5,067	\$5,067	\$47,593	90%
Dudek (W/S/R Operating) Developing a Comprehensive Database Management System (DMS) Amendment #1	17-084 0*-5-06-54109	65-26145 \$89,750 \$6,600	--	\$96,350	\$95,626	\$0	\$95,626	\$724	1%
Dudek (Sewer Operating) WWTP BioWin Modeling	19-041	03-506-54109	--	\$29,235	\$32,361	\$0	\$32,361	(\$3,126)	-11%
ECORP (W/S Reserves) Prepare Study/Mitigated Negative Declaration/Oak Valley Recharge DM 19-039 Ratification of original contract-addt'l sum not to exceed \$4500.00	02-5-06-54109 18-157 19-093	77-32719	\$47,520 \$4,500	\$52,020	\$25,974	\$0	\$25,974	\$26,046	50%
ECORP (W/S Reserves) YVWD-Salinity and Groundwater Enhancement (Sage) Project W/S Reserves	03-502-51003 19-022	88-23792		\$9,645	\$266	\$0	\$266	\$9,379	97%
Geoscience Pilot Recharge Testing of the Beaumont Basin (S-Reserves) \$326,956 Amendment #1 -DM 19-057 - \$101,464 Amendment #2 -DM 19-097 - \$456,064 Amendment #3 -DM 19-125 - \$89,767	18-140 19-057 19-097 19-125	03-5-06-54109	--	\$974,251	\$799,823	\$17,700	\$817,523	\$156,728	16%
Geoscience Monitoring Wells in San Timoteo Cyn-\$24,556.00 Amendment No. 1 \$7500.00	19-076 20-039	02-5-06-54109	--	\$32,056	\$32,019	\$0	\$32,019	\$37	0%
Geoscience Tracer Study Analysis at Wilson Creek Spreading Basins (\$34,560.00) DM 20-008 Budget Amendment for the Tracer Study (\$7,930.00)_	19-024 20-008	02-5-06-54109	--	\$42,490	\$36,222	\$1,935	\$38,157	\$4,334	10%
Inland Potable Services Reservoir Cleaning and Inspection Services/expires 2021(Water & Recycled) 2019- (15)Reservoirs-43,537.00- DM 19-038 Change Order to Increase 35,900.00 2020- (16)Reservoirs 54,540.00 2021- (17)Reservoirs-41,616.00	18-158 19-038	*5-01-51003	--	\$175,593	\$157,126	\$0	\$157,126	\$18,467	11%
Krieger & Stewart TO#5, Design R-13.4 and H-2 Reservoirs for JP Ranch 60% R-13.4 and 40% H-2 (Developer Funds)	05-083 05-083	65-180 65-179	\$47,400 \$31,600	\$79,000	\$50,471	\$0	\$50,471	\$28,529	36%
One Stop Landscape Supply FY 2019 Sludge Hauling\Reuse (Oper)	--	03-5-02-57031	--	--	\$433,211	\$25,214	\$458,425		
RMC Water & Environment/ Woodard & Curran									
TO#26, SRF Mgmt Svcs-Calimesa Regional Recycled Pipeline (R-FCC)	14-023	04-5-06-54109		\$95,692	\$69,361	\$0	\$69,361	\$26,331	28%
Application to DDW for the Recharge at Wilson Creek Basins (R-Resvs) Amendment #3	15-086 18-085	04-19771	--	\$237,668	\$236,474	\$0	\$236,474	\$1,194	1%
Separation Processes, Inc. (W-Reserves) Design & Construction Supports Servs for NF SCRAM	15-047	55-19200 02-14500		\$191,820	\$170,980	\$0	\$170,980	\$20,840	11%
Application to DDW for the Recharge at Wilson Creek Basins (R-Resrvs)	15-086	04-19771	--	\$42,860	\$24,527	\$0	\$24,527	\$18,333	43%
Feasibility Report for Wochholz SAGE Project (\$67,575.00) Preliminary Engineering Design Study-SAGE Project (\$32,260.00)	17-043 19-106	03-5-06-54109 03-5-06-54109		\$99,835	\$98,311	\$0	\$98,311	\$1,524	2%
WWTP Monitoring Operations & Reporting Enhancement (MORE) (S-Oper)	18-122	03-5-06-54109		\$330,436	\$206,359	\$2,889	\$209,248	\$121,188	37%
WWTP -RCA - Foaming- Improve energy efficiency and treatment process	19-025	03-5-06-54109		\$36,800	\$34,621	\$0	\$34,621	\$2,179	6%
WWTP -Secondary Treatment Process Improvement	20-073	03-5-06-54109		\$158,753	\$5,235	\$14,575	\$19,810	\$138,943	88%
Superior Tank - R-16.6 drinking water(Water Fund, Infrastructure Reserves) Replacement of Drinking Water Reservoir R-16.6	19-138	Task #		\$565,668	\$330,042	\$183,592	\$513,635	\$52,033	9%
GRAND TOTALS				\$3,970,666	\$3,316,250	\$266,926	\$3,583,176	\$908,693	--

Check Register - June 2020

Date	Check #	Payee or Description	Amount
06/01/2020	37037	Ameripride Uniform Services	\$ 878.87
06/01/2020	37038	Armorcast Products Company	\$ 9,522.95
06/01/2020	37039	BofA Credit Card	\$ 4,727.96
06/01/2020	37040	Brenntag Pacific, Inc	\$ 33,683.40
06/01/2020	37041	CA Hazardous Service, Inc.	\$ 12,180.00
06/01/2020	37042	California Water Environment Association	\$ 192.00
06/01/2020	37043	Coverall North America, Inc.	\$ 1,331.00
06/01/2020	37044	Endress & Hauser, Inc.	\$ 15,420.11
06/01/2020	37045	Epic Pest Management	\$ 85.00
06/01/2020	37046	Fuel Equipment Services, Inc.	\$ 2,344.18
06/01/2020	37047	Grainger	\$ 220.99
06/01/2020	37048	Hach Company	\$ 1,084.14
06/01/2020	37049	Home Depot U.S.A. Inc	\$ 908.25
06/01/2020	37050	House Of Quality, Parts Plus	\$ 284.46
06/01/2020	37051	Houston & Harris PCS, Inc.	\$ 3,946.50
06/01/2020	37052	Lawrence Roll Up Doors, Inc.	\$ 3,467.06
06/01/2020	37053	Les Schwab Tire Center	\$ 2,826.98
06/01/2020	37054	Merit Oil Company	\$ 6,028.63
06/01/2020	37055	NetComp Technologies, Inc.	\$ 456.00
06/01/2020	37056	Quinn Company	\$ 16,607.15
06/01/2020	37057	Separation Processes, Inc.	\$ 4,400.50
06/01/2020	37058	Sinclair Rock and Sand Inc.	\$ 5,575.00
06/01/2020	37059	Steven Enterprises, Inc	\$ 141.58
06/01/2020	37060	The Gas Company	\$ 108.76
06/01/2020	37061	TPX Communications	\$ 2,866.98
06/01/2020	37062	Uline, Inc.	\$ 2,680.92
06/01/2020	37063	Underground Service Alert Of So. CA	\$ 292.15
06/01/2020	37064	US Bank	\$ 7,499.21
06/01/2020	37065	Walter Ferguson	\$ 109,710.00
06/01/2020	37066	Yucaipa Disposal, Inc.	\$ 1,923.84
06/01/2020	37067	Yucaipa Valley Water District	\$ 54,644.95
06/08/2020	37068	California State Disbursement Unit	\$ 743.52
06/08/2020	37069	IBEW Local #1436	\$ 657.00
06/08/2020	37070	WageWorks Inc	\$ 1,414.03
06/08/2020	37071	Berkshire Hathaway Homestate Companies	\$ 13,885.41
06/08/2020	37072	Concentra	\$ 1,200.00
06/08/2020	37073	ADS, LLC	\$ 8,370.00
06/08/2020	37074	Ameripride Uniform Services	\$ 3,722.10
06/08/2020	37075	Best Home Center	\$ 562.44
06/08/2020	37076	City of Riverside	\$ 744.66
06/08/2020	37077	Clinical Laboratory of San Bernardino	\$ 32,128.00
06/08/2020	37078	Doug's Filter Service, Inc.	\$ 320.00
06/08/2020	37079	Evoqua Water Technologies LLC	\$ 2,121.56
06/08/2020	37080	First American Data Tree, LLC	\$ 50.00
06/08/2020	37081	Freedom Mailing Services	\$ 7,889.42
06/08/2020	37082	Frontier Communications	\$ 163.47

Check Register - June 2020

06/08/2020	37083	G&G Environmental Compliance, Inc	\$	2,594.40
06/08/2020	37084	Grainger	\$	59.92
06/08/2020	37085	Hach Company	\$	1,367.86
06/08/2020	37086	Houston & Harris PCS, Inc.	\$	1,973.25
06/08/2020	37087	Konica Minolta Business Solutions	\$	887.24
06/08/2020	37088	Krieger & Stewart	\$	65,038.66
06/08/2020	37089	Les Schwab Tire Center	\$	1,103.50
06/08/2020	37090	NCL Of Wisconsin Inc	\$	2,218.44
06/08/2020	37091	NetComp Technologies, Inc.	\$	1,950.00
06/08/2020	37092	Pride Plumbing Services	\$	445.00
06/08/2020	37093	Q Versa, LLC	\$	4,345.00
06/08/2020	37094	SCCI, Inc.	\$	350.00
06/08/2020	37095	Scott Dillard	\$	-
06/08/2020	37096	Terry Moody	\$	9,900.00
06/08/2020	37097	The Counseling Team International	\$	375.00
06/08/2020	37098	Time Warner Cable	\$	279.87
06/08/2020	37099	Tri County Pump Company	\$	1,298.53
06/08/2020	37100	UPS Store#1504/ Mail Boxes Etc.	\$	38.11
06/08/2020	37101	Wilbur's	\$	51.98
06/08/2020	37102	Yucaipa/Calimesa News Mirror	\$	573.20
06/08/2020	37103	Terry Moody	\$	3,300.00
06/08/2020	37104	Robert Plascencia	\$	17.42
06/08/2020	37105	Scott Dillard	\$	1,204.65
06/15/2020	37106	David L. Wysocki	\$	4,312.50
06/15/2020	37107	Delta Partners, LLC	\$	15,000.00
06/15/2020	37108	Geoscience Support Services, Inc.	\$	42,157.25
06/15/2020	37109	One Stop Landscape Supply Inc	\$	24,878.00
06/15/2020	37110	Separation Processes, Inc.	\$	12,774.78
06/15/2020	37111	Superior Tank Co., Inc.	\$	214,082.50
06/15/2020	37112	Oak Valley Development Company	\$	331,259.52
06/15/2020	37113	Meyers Nave	\$	26,881.25
06/15/2020	37114	Adam Nelson	\$	120.00
06/15/2020	37115	Alberto Preciado	\$	60.00
06/15/2020	37116	All American Sewer Tools	\$	2,343.03
06/15/2020	37117	Allan Sherlock	\$	60.00
06/15/2020	37118	Aqua-Metric Sales Company	\$	2,052.64
06/15/2020	37119	AutoZone Stores LLC	\$	4.07
06/15/2020	37120	B.L. Wallace Distributor Inc.	\$	20,648.13
06/15/2020	37121	Best Home Center	\$	12.49
06/15/2020	37122	Brad Longfellow	\$	60.00
06/15/2020	37123	Branden Guldemon	\$	60.00
06/15/2020	37124	Brenntag Pacific, Inc	\$	9,280.87
06/15/2020	37125	Brian Bejune	\$	136.54
06/15/2020	37126	C & B Crushing, Inc.	\$	80.00
06/15/2020	37127	Carlos Flores	\$	120.00
06/15/2020	37128	Carlos Ortiz	\$	60.00
06/15/2020	37129	Central Communications	\$	613.46

Check Register - June 2020

06/15/2020	37130	Charles P. Crowley Company, Inc.	\$	1,239.05
06/15/2020	37131	Christine Hole	\$	60.00
06/15/2020	37132	Corelogic, Inc.	\$	330.00
06/15/2020	37133	Corey Vines	\$	108.51
06/15/2020	37134	Crown Ace Hardware - Yucaipa	\$	209.67
06/15/2020	37135	Danny Yen	\$	9.08
06/15/2020	37136	Darrel L Hubert	\$	19.59
06/15/2020	37137	Deborah Jenkins	\$	60.00
06/15/2020	37138	Dennis Tollefson	\$	60.00
06/15/2020	37139	Emil Kincey	\$	120.00
06/15/2020	37140	Erick Felix	\$	105.13
06/15/2020	37141	Fastenal Company	\$	1,654.73
06/15/2020	37142	Fuel Serv	\$	7,916.00
06/15/2020	37143	Hasa, Inc.	\$	7,591.16
06/15/2020	37144	Hazard Backflowing, Inc.	\$	1,330.00
06/15/2020	37145	Inland Water Works Supply Co.	\$	1,389.44
06/15/2020	37146	Jaime Clemente	\$	60.00
06/15/2020	37147	Jesus Delgado	\$	60.00
06/15/2020	37148	John Gonzales	\$	120.00
06/15/2020	37149	John L. Maclachlan	\$	120.00
06/15/2020	37150	Jorge Lara	\$	46.40
06/15/2020	37151	JW D'Angelo Co.	\$	9,377.72
06/15/2020	37152	Kelly Geer	\$	120.00
06/15/2020	37153	Kyle Colton	\$	60.00
06/15/2020	37154	Les Schwab Tire Center	\$	72.80
06/15/2020	37155	Liberty Process Equipment, Inc.	\$	120.46
06/15/2020	37156	Lynne Russell	\$	22.18
06/15/2020	37157	Mary Morris	\$	60.00
06/15/2020	37158	Matthew Bergman	\$	60.00
06/15/2020	37159	Melisa Garcia	\$	60.00
06/15/2020	37160	Meliza Dickens	\$	60.00
06/15/2020	37161	Merit Oil Company	\$	2,273.99
06/15/2020	37162	Michael K Ross	\$	120.00
06/15/2020	37163	Nicholas Jackson	\$	120.00
06/15/2020	37164	Pro-Pipe & Supply, Inc.	\$	123.74
06/15/2020	37165	Redlands Ford	\$	208.17
06/15/2020	37166	Redlands-Yucaipa Rentals Inc.	\$	630.08
06/15/2020	37167	Robby Harrison	\$	120.00
06/15/2020	37168	Robyn Swant	\$	120.00
06/15/2020	37169	Russell Fry	\$	120.00
06/15/2020	37170	Separation Processes, Inc.	\$	14,827.50
06/15/2020	37171	Shaleena Brewster	\$	60.00
06/15/2020	37172	Sonia Berrios	\$	18.30
06/15/2020	37173	Spectrum Business	\$	1,834.00
06/15/2020	37174	Steve Figueredo	\$	60.00
06/15/2020	37175	Terri Mote	\$	22.73
06/15/2020	37176	Thomas Lee	\$	60.00

Check Register - June 2020

06/15/2020	37177	Time Warner Cable	\$	212.15
06/15/2020	37178	Tramfloc, Inc	\$	1,902.00
06/15/2020	37179	United Motorsports	\$	120.00
06/22/2020	37180	AT&T Mobility	\$	2,680.51
06/22/2020	37181	Atlas Copco Compressors, LLC	\$	9,982.78
06/22/2020	37182	Best Home Center	\$	132.49
06/22/2020	37183	BofA Credit Card	\$	3,350.24
06/22/2020	37184	Brenntag Pacific, Inc	\$	12,327.70
06/22/2020	37185	BSK Associates	\$	1,360.00
06/22/2020	37186	Calmat Company	\$	2,665.80
06/22/2020	37187	Cherry Valley Nursery & Landscape Supply	\$	332.95
06/22/2020	37188	Clark Pest Control	\$	115.00
06/22/2020	37189	Frontier Communications	\$	156.04
06/22/2020	37190	Grainger	\$	205.25
06/22/2020	37191	Harrington Ind. Plastic, LLC	\$	5,413.05
06/22/2020	37192	House Of Quality, Parts Plus	\$	355.91
06/22/2020	37193	Houston & Harris PCS, Inc.	\$	1,973.25
06/22/2020	37194	JB Paving & Engineering, Inc.	\$	10,164.00
06/22/2020	37195	JW D'Angelo Co.	\$	4,008.29
06/22/2020	37196	Leighton Consulting, Inc.	\$	247.50
06/22/2020	37197	Les Schwab Tire Center	\$	1,050.84
06/22/2020	37198	Merit Oil Company	\$	6,665.32
06/22/2020	37199	NetComp Technologies, Inc.	\$	2,900.00
06/22/2020	37200	Nexa	\$	945.91
06/22/2020	37201	North Fork Water Company	\$	489.71
06/22/2020	37202	Polydyne Inc.	\$	10,388.58
06/22/2020	37203	Pro-Pipe & Supply, Inc.	\$	19.56
06/22/2020	37204	Q Versa, LLC	\$	4,530.00
06/22/2020	37205	Redline	\$	17,895.75
06/22/2020	37206	San Bdn. Valley Muni. Water Dist.	\$	86,181.89
06/22/2020	37207	SCE Rosemead	\$	255,385.49
06/22/2020	37208	Smarthire	\$	112.00
06/22/2020	37209	Southern CA Emergency Medicine, Inc.	\$	620.00
06/22/2020	37210	Spectrum Business	\$	4,483.00
06/22/2020	37211	Terminix Commercial	\$	10.00
06/22/2020	37212	Complete Paperless Solutions	\$	15,080.00
06/23/2020	37213	Aflac	\$	2,995.89
06/23/2020	37214	Blue Shield of California	\$	4,700.70
06/23/2020	37215	California State Disbursement Unit	\$	743.52
06/23/2020	37216	Nippon Life Insurance Co	\$	2,940.09
06/23/2020	37217	Standard Dental Insurance Co	\$	1,369.00
06/23/2020	37218	Standard Insurance Vision Plan	\$	302.08
06/23/2020	37219	WageWorks Inc	\$	1,414.03
06/23/2020	37220	Western Dental Services Inc	\$	198.01
06/23/2020	37221	WageWorks, Inc.	\$	191.75
06/23/2020	37222	US Bank	\$	8,519.77
06/30/2020	37223	Cobb's Printing, LLC	\$	905.10

Check Register - June 2020

06/30/2020	37224	Concentra	\$	300.00
06/29/2020	37225	Addiction Medicine Consultants, Inc.	\$	51.00
06/29/2020	37226	Aqua-Metric Sales Company	\$	247,129.29
06/29/2020	37227	Auto Care Clinic	\$	187.36
06/29/2020	37228	AutoZone Stores LLC	\$	122.74
06/29/2020	37229	Backflow Prevention Device Inspections,	\$	1,084.92
06/29/2020	37230	Brenntag Pacific, Inc	\$	17,832.14
06/29/2020	37231	BSK Associates	\$	1,095.00
06/29/2020	37232	C & B Crushing, Inc.	\$	1,020.00
06/29/2020	37233	Center Electric Services, Inc.	\$	7,092.99
06/29/2020	37234	Coffman Specialties, Inc	\$	3,780.13
06/29/2020	37235	Emergency Power Controls, Inc.	\$	1,050.00
06/29/2020	37236	Epic Pest Management	\$	85.00
06/29/2020	37237	G&G Environmental Compliance, Inc	\$	4,279.65
06/29/2020	37238	Hach Company	\$	1,717.46
06/29/2020	37239	Harrington Ind. Plastic, LLC	\$	3,045.75
06/29/2020	37240	Home Depot U.S.A. Inc	\$	849.62
06/29/2020	37241	JB Paving & Engineering, Inc.	\$	8,250.00
06/29/2020	37242	JW D'Angelo Co.	\$	78,163.52
06/29/2020	37243	Koraleen Enterprises	\$	289.28
06/29/2020	37244	Krieger & Stewart	\$	48,046.18
06/29/2020	37245	Liberty Process Equipment, Inc.	\$	168.00
06/29/2020	37246	LUZ Investment Corp.	\$	2,867.32
06/29/2020	37247	Mastercraft Homes	\$	562.00
06/29/2020	37248	Meerkat, Inc.	\$	1,991.12
06/29/2020	37249	Merit Oil Company	\$	2,372.82
06/29/2020	37250	NCL Of Wisconsin Inc	\$	1,246.87
06/29/2020	37251	Page Locksmith	\$	47.41
06/29/2020	37252	Pat's Pots	\$	95.00
06/29/2020	37253	Pro-Pipe & Supply, Inc.	\$	783.77
06/29/2020	37254	Q Versa, LLC	\$	1,380.00
06/29/2020	37255	Quinn Company	\$	4,291.64
06/29/2020	37256	Redline	\$	2,159.91
06/29/2020	37257	Risk Sciences	\$	1,516.66
06/29/2020	37258	San Bernardino County Dept of Public Wor	\$	1,189.00
06/29/2020	37259	SB CTY FIRE DEPT CESQG PROGRGAM	\$	1,013.97
06/29/2020	37260	SCCI, Inc.	\$	350.00
06/29/2020	37261	South Coast A.Q.M.D.	\$	681.88
06/29/2020	37262	The Gas Company	\$	59.57
06/29/2020	37263	Tim Rankin	\$	170.00
06/29/2020	37264	TPX Communications	\$	2,591.10
06/29/2020	37265	USA BlueBook	\$	162.40
				<u>\$ 2,179,695.99</u>

06/04/2020	electronic pmt	EDD - State of California	\$	11,036.32
06/04/2020	electronic pmt	IRS	\$	64,287.84

Check Register - June 2020

06/05/2020	electronic pmt	DIRECT DEPOSIT TOTAL	\$ 157,175.12
06/08/2020	electronic pmt	CalPERS 457 & Loan	\$ 28,408.64
06/08/2020	electronic pmt	CalPERS Retirement	\$ 32,608.91
06/08/2020	electronic pmt	VOYA 457 Retirement Plan	\$ 5,598.58
06/19/2020	electronic pmt	EDD - State of California	\$ 12,264.86
06/19/2020	electronic pmt	IRS	\$ 66,882.01
06/19/2020	electronic pmt	DIRECT DEPOSIT TOTAL	\$ 159,239.69
06/23/2020	electronic pmt	CalPERS 457 & Loan	\$ 25,946.64
06/23/2020	electronic pmt	VOYA 457 Retirement Plan	\$ 4,542.58
06/23/2020	electronic pmt	CalPERS Retirement	\$ 34,276.85
06/23/2020	electronic pmt	CalPERS Health Insurance	\$ 100,345.16
			<u><u>\$ 702,613.20</u></u>

Checks	229
Electronic	13
	242

\$ 2,882,309.19

Staff Report



Yucaipa Valley Water District

Discussion Items



Yucaipa Valley Water District



Director Memorandum 20-115

Date: July 21, 2020

Prepared By: Allison M. Edmisten, Chief Financial Officer

Subject: Presentation of the Unaudited Financial Report for the Period Ending on June 30, 2020

Recommendation: That the Board receive and file the unaudited financial report.

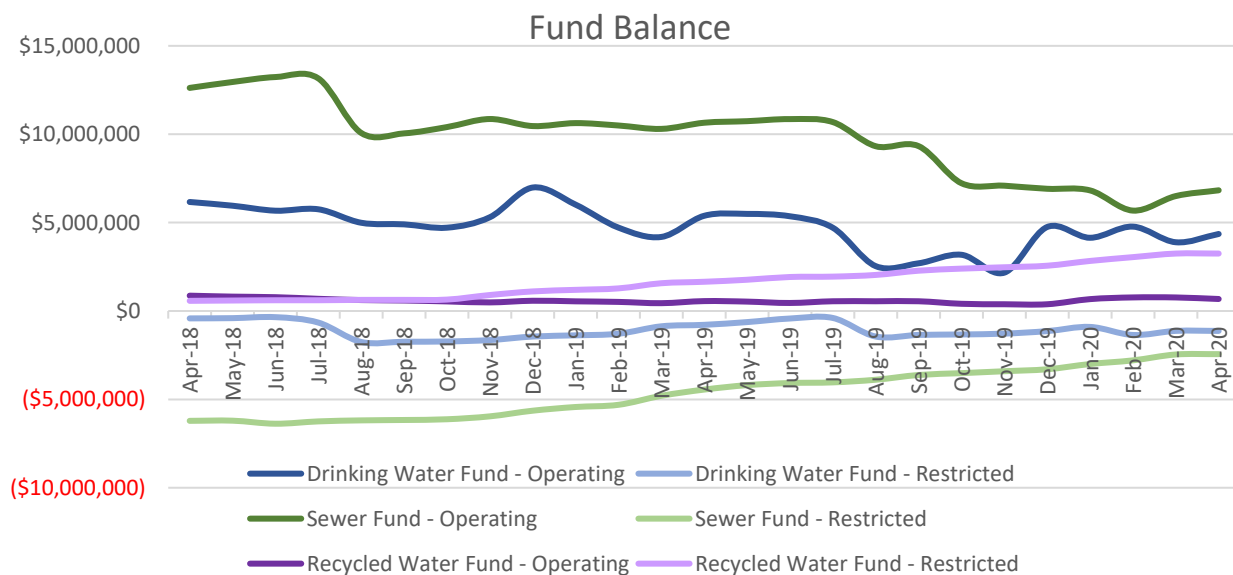
The following unaudited financial report has been prepared by the Administrative Department for your review. The report has been divided into five sections to clearly disseminate information pertaining to the financial status of the District. Please remember that the following financial information has not been audited.

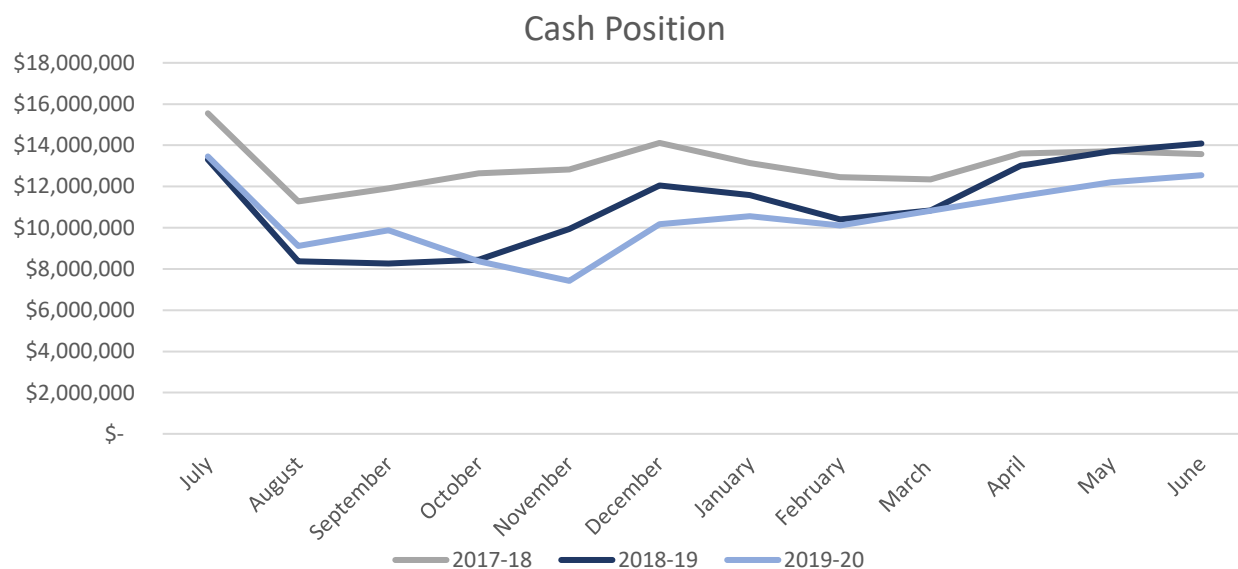
Cash Fund Balance and Cash Flow Reports

[Detailed information can be found on page 7 to 8 of 24]

The Cash Fund Balance Report provides a summary of how the total amount of funds maintained by financial institutions is distributed throughout the enterprise and non-enterprise funds of the District. A summary of the report is as follows:

Fund Source	Operating Funds	Restricted Funds	Total Funds
Water Division	\$ 3,568,856.13	\$ (904,585.70)	\$ 2,664,270.43
Sewer Division	\$ 7,478,423.89	\$ (1,909,528.54)	\$ 5,568,895.35
Recycled Water Division	\$ 676,740.94	\$ 3,634,803.21	\$ 4,311,544.15
Total	\$ 11,724,020.96	\$ 820,688.97	\$ 12,544,709.93





Most of the funds reflected in the Cash Fund Balance Report are designated for specific purposes and are therefore restricted, either by law or by District policy.

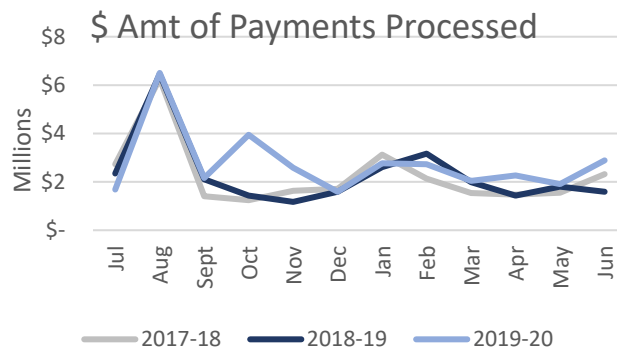
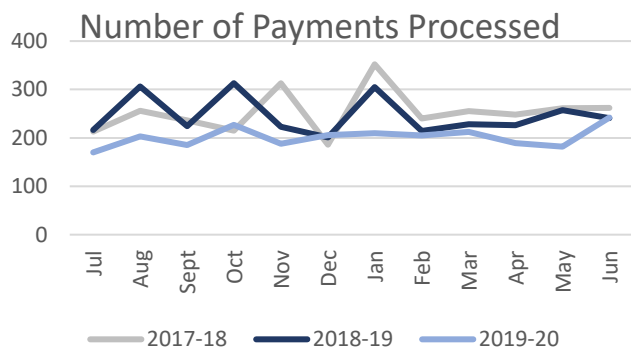
The Cash Flow Report provides a list of the debt service payment due dates and amounts as well as the cash flow requirements for debt service for each month of the fiscal year.

Cash Disbursement Report

[Detailed information can be found on pages 9 to 12 of 24]

The cash disbursement report lists each check and electronic payment processed during the month of June 2020. All payments are reviewed by District staff for accuracy and completeness, checks are usually signed by the General Manager and one Director but may be signed by two Directors. The Chief Financial Officer will make any check, payment, invoice or supporting documentation available for review to any board member upon request.

	Number Processed	Amount Processed
Checks	229	\$ 2,179,695.99
Electronic Payments	13	\$ 702,613.20
Total	242	\$ 2,882,309.19



Financial Account Information

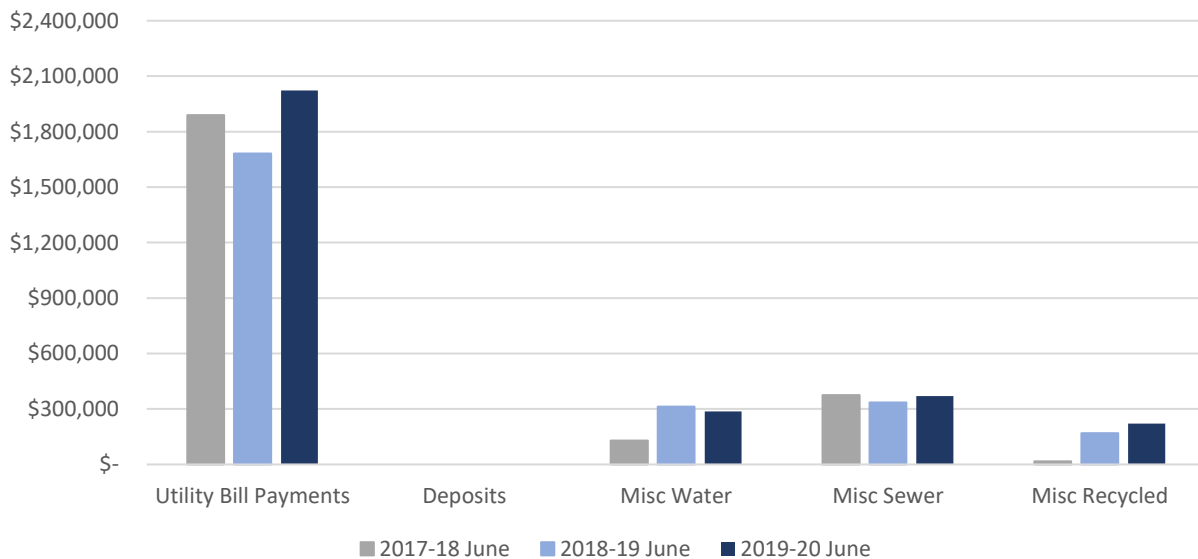
The District currently deposits all revenue received via mail or in person into the Deposit Checking account. All revenue received through Xpress Bill Pay is kept in a separate account and transferred weekly to the Deposit Checking account. The General Checking account is used as a sole processing account for all District checks and electronic payroll. The Investment Checking account is used for the purchase and redemption of US treasury notes and bills and for the transfer of LAIF funds. The US treasury notes and bills are booked at cost.

The LAIF investment account is a pooled money account administered by the State of California. Additional information on the LAIF account is provided below in the investment summary report.

Monthly Revenue Allocation:

Funding Source	Total
Utility Bill Payments	\$ 2,022,706.05
Deposits	\$ 0
Misc. Water Related Activities	\$ 287,480.00
Misc. Sewer Related Activities	\$ 368,941.00
Misc. Recycled Related Activities	\$ 221,304.03
Total	\$ 2,900,431.08

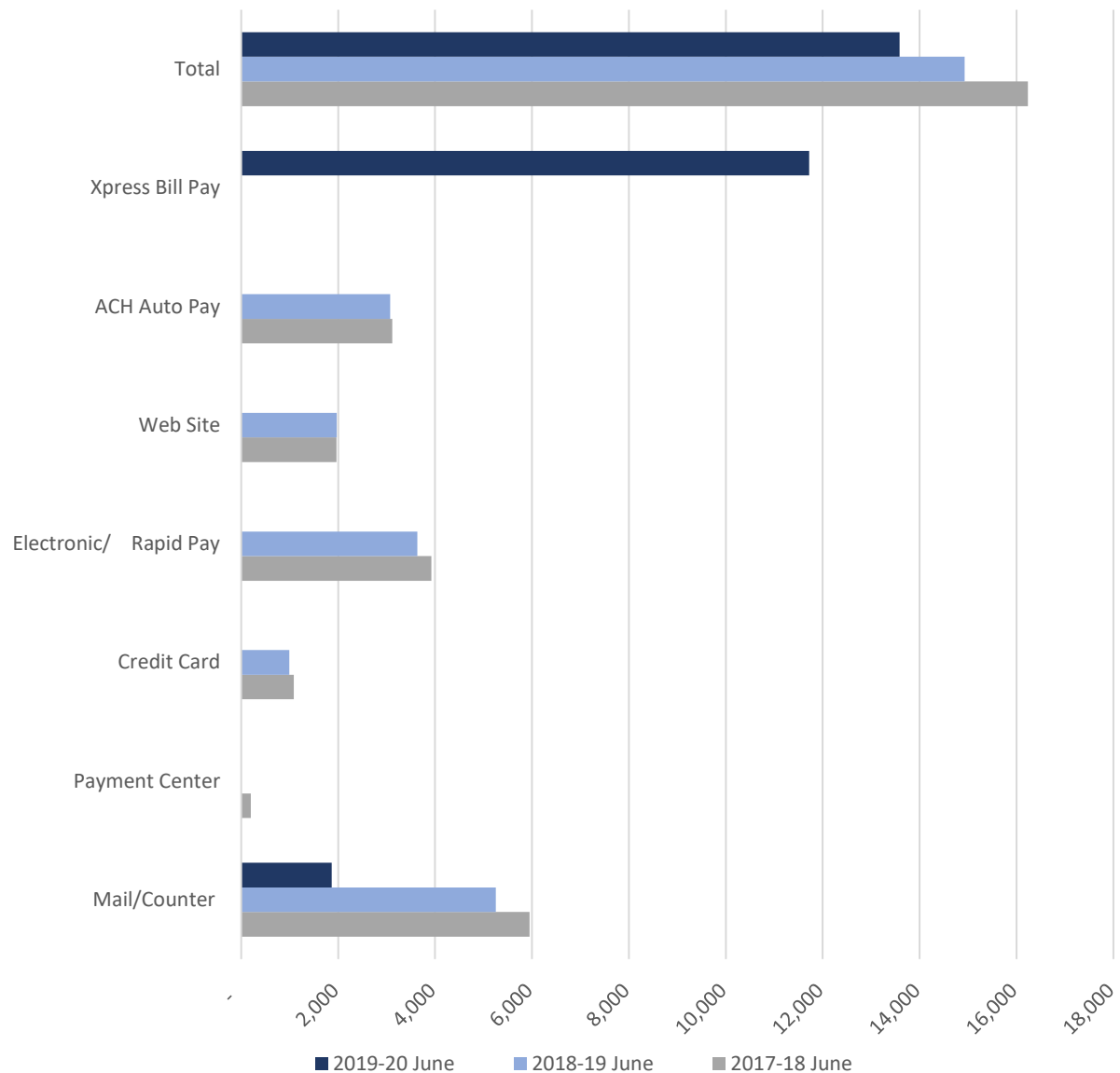
Monthly Revenue Allocation



Summary of Utility Bill Payments:

Payment Method	Number of Payments	% of Total Received
Mail/Counter	1,865	13.73%
Xpress Bill Pay	11,719	86.27%
Total	13,584	100.00%

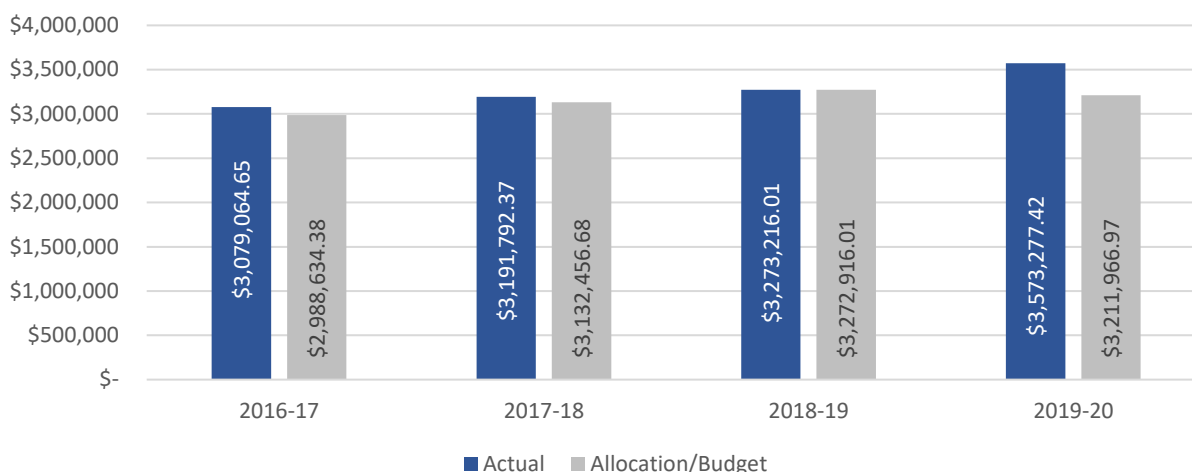
Type of Payments



Summary of Property Tax Revenue: The initial budgeted amount was \$3,875,000 and the amount received is 89% of that amount. The allocation amount is listed below and is actually less than the total property tax the District has received in this fiscal year.

Current Month	Year-to-Date	Allocation Amount	Percentage
Property Taxes	\$ 3,573,277	\$ 3,211,967	111.25%

Property Taxes - Actual vs. Budget



Investment Summary

[Detailed information can be found on pages 13 to 14 of 24]

The investment summary report illustrates the District's investments in US treasury notes and bills in addition to the investments held by the Local Agency Investment Fund or LAIF. The yields for the treasury notes and bills are provided for each individual transaction. The historical annual yield for funds invested with LAIF is also provided.

Separate pooled money investment reports prepared by the State of California are maintained by the District and available for review.

Investment Policy Disclosure - The District is currently compliant with the portfolio of its Investment Policy and State law. The District is using Sandy Gage with Merrill Lynch Wealth Management (Bank of America Corporation) for Treasury investments. The District expects to meet its expenditure requirements for the next six months.

Fiscal Year 2019-20 Detail Budget Status

[Detailed information can be found on pages 15 to 24 of 24]

The revenue and expense budget status for the 2019-20 Fiscal Year is provided for your review.

Questions or Comments

If you have any questions about a particular budget account, please do not hesitate to contact the Chief Financial Officer directly. If you need additional information, the members of the Administrative Department would be happy to provide you with any detailed information you may desire.

Summary of Revenue Budget As of June 30, 2020 (86% of Budget Cycle)				
Division	Current Month	Year-to-Date	Budget Amount	Percentage
Water	\$ 1,331,032	\$ 14,439,826	\$ 14,475,622	99.75%
Sewer	\$ 987,092	\$ 12,600,781	\$ 13,584,986	92.76%
Recycled Water	\$ 162,898	\$ 1,540,796	\$ 1,301,447	118.39%
District Revenue	\$ 2,481,023	\$ 28,581,403	\$ 29,362,055	97.34%

Summary of Water Budget vs. Expenses As of June 30, 2020 (86% of Budget Cycle)				
Department	Current Month	Year-to-Date	Budget Amount	Percentage
Water Resources	\$ 358,510	\$ 3,971,562	\$ 4,962,623	80.03%
Public Works	\$ 215,474	\$ 2,960,653	\$ 3,176,293	93.21%
Administration	\$ 300,632	\$ 3,757,397	\$ 4,044,094	92.91%
Long Term Debt	\$ -	\$ 2,291,361	\$ 2,292,612	99.95%
Asset Acquisition	\$ -	\$ -	\$ -	0.00%
TOTAL	\$ 874,617	\$ 12,980,973	\$ 14,475,622	89.67%

Summary of Sewer Budget vs. Expenses As of June 30, 2020 (86% of Budget Cycle)				
Department	Current Month	Year-to-Date	Budget Amount	Percentage
Treatment	\$ 388,415	\$ 4,350,158	\$ 4,198,162	103.62%
Administration	\$ 170,285	\$ 2,904,845	\$ 4,170,789	69.65%
Environmental Control	\$ 100,776	\$ 1,249,781	\$ 1,382,316	90.41%
Long Term Debt	\$ -	\$ 3,833,694	\$ 3,833,719	100.00%
Asset Acquisition	\$ -	\$ -	\$ -	0.00%
TOTAL	\$ 659,476	\$ 12,338,478	\$ 13,584,986	90.82%

Summary of Recycled Water Budget vs. Expenses As of June 30, 2020 (86% of Budget Cycle)				
Department	Current Month	Year-to-Date	Budget Amount	Percentage
Administration	\$ 94,890	\$ 1,072,945	\$ 1,301,447	82.44%
TOTAL	\$ 94,890	\$ 1,072,945	\$ 1,301,447	82.44%
District Expenses	\$ 1,628,983	\$ 26,392,397	\$ 29,362,055	89.89%

Cash Fund Balance Report - June 2020

Water Division		GL#	Balance
Restricted	*ID 1 Construction Funds	02-10216	\$ 293,145.85
	*ID 2 Construction Funds	02-10217	\$ 80,409.31
	*FCC - Debt Service YVRWFF Phase I	02-10401	\$ (5,908,411.15)
	*FCC - Future YVRWFF Phase II & III	02-10403	\$ 617,862.02
	*FCC - Recycled System	02-10410	\$ (560,754.47)
	*FCC - Booster Pumping Plants	02-10411	\$ 1,020,535.49
	*FCC - Pipeline Facilities	02-10412	\$ 1,004,148.92
	*FCC - Water Storage Reservoirs	02-10413	\$ 2,548,478.33
Operating	Depreciation Reserves	02-10310	\$ -
	Infrastructure Reserves	02-10311	\$ 2,555,579.67
	Sustainability Fund	02-10313	\$ 135,708.86
	Rate Stabilization Fund	02-10314	\$ 500,209.14
	Supplemental Water Fund - San Bernardino	02-10315	\$ 1,076,645.02
	Supplemental Water Fund - Riverside	02-10316	\$ 653,604.57
	Operating Funds:		\$ (1,352,891.13)
Total Water Division			\$ 2,664,270.43

Sewer Division		GL#	Balance
Restricted	*SRF Reserve Fund - Brineline	03-10218	\$ 637,449.00
	*SRF Reserve Fund - WISE	03-10219	\$ 184,928.00
	*SRF Reserve Fund - R 10.3	03-10220	\$ 51,531.00
	*SRF Reserve Fund - Crow St	03-10221	\$ 19,255.00
	*FCC - Debt Service WWTP Expansion & Upgrade	03-10405	\$ 3,534,097.68
	*FCC - Future WWTP Expansion	03-10407	\$ 2,587,560.47
	*FCC - Sewer Interceptors	03-10415	\$ (581,257.11)
	*FCC - Lift Stations	03-10416	\$ 449,175.91
	*FCC - Effluent Disposal Facilities	03-10417	\$ (1,222,790.90)
	*FCC - Salt Mitigation Facilities	03-10418	\$ (7,569,477.59)
Operating	Project Fund - Encumbered	03-10215	\$ 646,500.00
	Depreciation Reserves	03-10310	\$ -
	Infrastructure Reserves	03-10311	\$ 7,600,238.37
	Rate Stabilization Fund	03-10314	\$ 1,464,394.90
	Operating Funds:		\$ (2,232,709.38)
Total Wastewater Division			\$ 5,568,895.35

Recycled Water Division		GL#	Balance
Restricted	*FCC - Recycled System	04-10410	\$ 330,113.91
	*FCC - Booster Pumping Plants	04-10411	\$ 286,757.70
	*FCC - Pipeline Facilities	04-10412	\$ 1,642,633.85
	*FCC - Water Storage Reservoirs	04-10413	\$ 1,375,297.75
Operating	Depreciation Reserves	04-10310	\$ -
	Infrastructure Reserves	04-10311	\$ 320,486.40
Operating Funds:			\$ 356,254.54
Total Recycled Water Division			\$ 4,311,544.15

DISTRICT TOTAL \$ 12,544,709.93

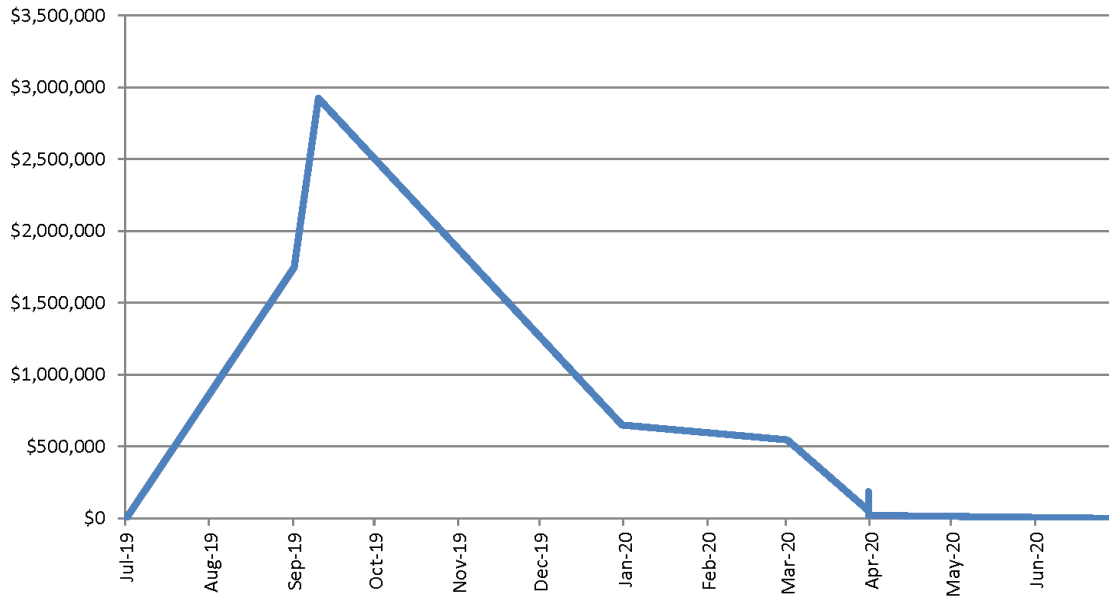
*=Restricted Funds

Cash Flow Report for Fiscal Year 2019-20

Financial Obligations for Fiscal Year 2019-20

Due Date	Fund	Description	Term of Obligation	Amount
9/1/2019	Water	2015A Bond Payment - YVRWFF	2015-2034	\$ 1,745,931.25
9/10/2019	Sewer	SRF Payment - WRWRF	2009-2028	\$ 2,923,668.75
12/31/2019	Sewer	SRF Payment - Yucaipa Regional Brineline	2013-2032	\$ 649,273.50
3/1/2020	Water	2015A Bond Payment - YVRWFF	2015-2034	\$ 546,681.25
3/31/2020	Sewer	SRF Payment - Recycled Reservoir R-10.3	2014-2033	\$ 54,277.31
3/31/2020	Sewer	SRF Payment - Desalinization at WRWRF	2014-2033	\$ 185,251.30
3/31/2020	Sewer	SRF Payment - Crow Street/Recycled Booster B-12.1	2016-2035	\$ 21,233.27
Total				\$ 6,126,316.63

Payment Schedule and Cash Flow Requirements for Fiscal Year 2019-20



Check Register - June 2020

Date	Check #	Payee or Description	Amount
6/1/2020	37037	Ameripride Uniform Services	\$ 878.87
6/1/2020	37038	Armorcast Products Company	\$ 9,522.95
6/1/2020	37039	BofA Credit Card	\$ 4,727.96
6/1/2020	37040	Brenntag Pacific, Inc	\$ 33,683.40
6/1/2020	37041	CA Hazardous Service, Inc.	\$ 12,180.00
6/1/2020	37042	California Water Environment Association	\$ 192.00
6/1/2020	37043	Coverall North America, Inc.	\$ 1,331.00
6/1/2020	37044	Endress & Hauser, Inc.	\$ 15,420.11
6/1/2020	37045	Epic Pest Management	\$ 85.00
6/1/2020	37046	Fuel Equipment Services, Inc.	\$ 2,344.18
6/1/2020	37047	Grainger	\$ 220.99
6/1/2020	37048	Hach Company	\$ 1,084.14
6/1/2020	37049	Home Depot U.S.A. Inc	\$ 908.25
6/1/2020	37050	House Of Quality, Parts Plus	\$ 284.46
6/1/2020	37051	Houston & Harris PCS, Inc.	\$ 3,946.50
6/1/2020	37052	Lawrence Roll Up Doors, Inc.	\$ 3,467.06
6/1/2020	37053	Les Schwab Tire Center	\$ 2,826.98
6/1/2020	37054	Merit Oil Company	\$ 6,028.63
6/1/2020	37055	NetComp Technologies, Inc.	\$ 456.00
6/1/2020	37056	Quinn Company	\$ 16,607.15
6/1/2020	37057	Separation Processes, Inc.	\$ 4,400.50
6/1/2020	37058	Sinclair Rock and Sand Inc.	\$ 5,575.00
6/1/2020	37059	Steven Enterprises, Inc	\$ 141.58
6/1/2020	37060	The Gas Company	\$ 108.76
6/1/2020	37061	TPX Communications	\$ 2,866.98
6/1/2020	37062	Uline, Inc.	\$ 2,680.92
6/1/2020	37063	Underground Service Alert Of So. CA	\$ 292.15
6/1/2020	37064	US Bank	\$ 7,499.21
6/1/2020	37065	Walter Ferguson	\$ 109,710.00
6/1/2020	37066	Yucaipa Disposal, Inc.	\$ 1,923.84
6/1/2020	37067	Yucaipa Valley Water District	\$ 54,644.95
6/8/2020	37068	California State Disbursement Unit	\$ 743.52
6/8/2020	37069	IBEW Local #1436	\$ 657.00
6/8/2020	37070	WageWorks Inc	\$ 1,414.03
6/8/2020	37071	Berkshire Hathaway Homestate Companies	\$ 13,885.41
6/8/2020	37072	Concentra	\$ 1,200.00
6/8/2020	37073	ADS, LLC	\$ 8,370.00
6/8/2020	37074	Ameripride Uniform Services	\$ 3,722.10
6/8/2020	37075	Best Home Center	\$ 562.44
6/8/2020	37076	City of Riverside	\$ 744.66
6/8/2020	37077	Clinical Laboratory of San Bernardino	\$ 32,128.00
6/8/2020	37078	Doug's Filter Service, Inc.	\$ 320.00
6/8/2020	37079	Evoqua Water Technologies LLC	\$ 2,121.56
6/8/2020	37080	First American Data Tree, LLC	\$ 50.00
6/8/2020	37081	Freedom Mailing Services	\$ 7,889.42
6/8/2020	37082	Frontier Communications	\$ 163.47

Check Register - June 2020

6/8/2020	37083	G&G Environmental Compliance, Inc	\$	2,594.40
6/8/2020	37084	Grainger	\$	59.92
6/8/2020	37085	Hach Company	\$	1,367.86
6/8/2020	37086	Houston & Harris PCS, Inc.	\$	1,973.25
6/8/2020	37087	Konica Minolta Business Solutions	\$	887.24
6/8/2020	37088	Krieger & Stewart	\$	65,038.66
6/8/2020	37089	Les Schwab Tire Center	\$	1,103.50
6/8/2020	37090	NCL Of Wisconsin Inc	\$	2,218.44
6/8/2020	37091	NetComp Technologies, Inc.	\$	1,950.00
6/8/2020	37092	Pride Plumbing Services	\$	445.00
6/8/2020	37093	Q Versa, LLC	\$	4,345.00
6/8/2020	37094	SCCI, Inc.	\$	350.00
6/8/2020	37095	Scott Dillard	\$	-
6/8/2020	37096	Terry Moody	\$	9,900.00
6/8/2020	37097	The Counseling Team International	\$	375.00
6/8/2020	37098	Time Warner Cable	\$	279.87
6/8/2020	37099	Tri County Pump Company	\$	1,298.53
6/8/2020	37100	UPS Store#1504/ Mail Boxes Etc.	\$	38.11
6/8/2020	37101	Wilbur's	\$	51.98
6/8/2020	37102	Yucaipa/Calimesa News Mirror	\$	573.20
6/8/2020	37103	Terry Moody	\$	3,300.00
6/8/2020	37104	Robert Plascencia	\$	17.42
6/8/2020	37105	Scott Dillard	\$	1,204.65
6/15/2020	37106	David L. Wysocki	\$	4,312.50
6/15/2020	37107	Delta Partners, LLC	\$	15,000.00
6/15/2020	37108	Geoscience Support Services, Inc.	\$	42,157.25
6/15/2020	37109	One Stop Landscape Supply Inc	\$	24,878.00
6/15/2020	37110	Separation Processes, Inc.	\$	12,774.78
6/15/2020	37111	Superior Tank Co., Inc.	\$	214,082.50
6/15/2020	37112	Oak Valley Development Company	\$	331,259.52
6/15/2020	37113	Meyers Nave	\$	26,881.25
6/15/2020	37114	Adam Nelson	\$	120.00
6/15/2020	37115	Alberto Preciado	\$	60.00
6/15/2020	37116	All American Sewer Tools	\$	2,343.03
6/15/2020	37117	Allan Sherlock	\$	60.00
6/15/2020	37118	Aqua-Metric Sales Company	\$	2,052.64
6/15/2020	37119	AutoZone Stores LLC	\$	4.07
6/15/2020	37120	B.L. Wallace Distributor Inc.	\$	20,648.13
6/15/2020	37121	Best Home Center	\$	12.49
6/15/2020	37122	Brad Longfellow	\$	60.00
6/15/2020	37123	Branden Guldemon	\$	60.00
6/15/2020	37124	Brenntag Pacific, Inc	\$	9,280.87
6/15/2020	37125	Brian Bejune	\$	136.54
6/15/2020	37126	C & B Crushing, Inc.	\$	80.00
6/15/2020	37127	Carlos Flores	\$	120.00
6/15/2020	37128	Carlos Ortiz	\$	60.00
6/15/2020	37129	Central Communications	\$	613.46

Check Register - June 2020

6/15/2020	37130	Charles P. Crowley Company, Inc.	\$	1,239.05
6/15/2020	37131	Christine Hole	\$	60.00
6/15/2020	37132	Corelogic, Inc.	\$	330.00
6/15/2020	37133	Corey Vines	\$	108.51
6/15/2020	37134	Crown Ace Hardware - Yucaipa	\$	209.67
6/15/2020	37135	Danny Yen	\$	9.08
6/15/2020	37136	Darrel L Hubert	\$	19.59
6/15/2020	37137	Deborah Jenkins	\$	60.00
6/15/2020	37138	Dennis Tollefson	\$	60.00
6/15/2020	37139	Emil Kincey	\$	120.00
6/15/2020	37140	Erick Felix	\$	105.13
6/15/2020	37141	Fastenal Company	\$	1,654.73
6/15/2020	37142	Fuel Serv	\$	7,916.00
6/15/2020	37143	Hasa, Inc.	\$	7,591.16
6/15/2020	37144	Hazard Backflowing, Inc.	\$	1,330.00
6/15/2020	37145	Inland Water Works Supply Co.	\$	1,389.44
6/15/2020	37146	Jaime Clemente	\$	60.00
6/15/2020	37147	Jesus Delgado	\$	60.00
6/15/2020	37148	John Gonzales	\$	120.00
6/15/2020	37149	John L. Maclachlan	\$	120.00
6/15/2020	37150	Jorge Lara	\$	46.40
6/15/2020	37151	JW D'Angelo Co.	\$	9,377.72
6/15/2020	37152	Kelly Geer	\$	120.00
6/15/2020	37153	Kyle Colton	\$	60.00
6/15/2020	37154	Les Schwab Tire Center	\$	72.80
6/15/2020	37155	Liberty Process Equipment, Inc.	\$	120.46
6/15/2020	37156	Lynne Russell	\$	22.18
6/15/2020	37157	Mary Morris	\$	60.00
6/15/2020	37158	Matthew Bergman	\$	60.00
6/15/2020	37159	Melisa Garcia	\$	60.00
6/15/2020	37160	Meliza Dickens	\$	60.00
6/15/2020	37161	Merit Oil Company	\$	2,273.99
6/15/2020	37162	Michael K Ross	\$	120.00
6/15/2020	37163	Nicholas Jackson	\$	120.00
6/15/2020	37164	Pro-Pipe & Supply, Inc.	\$	123.74
6/15/2020	37165	Redlands Ford	\$	208.17
6/15/2020	37166	Redlands-Yucaipa Rentals Inc.	\$	630.08
6/15/2020	37167	Robby Harrison	\$	120.00
6/15/2020	37168	Robyn Swant	\$	120.00
6/15/2020	37169	Russell Fry	\$	120.00
6/15/2020	37170	Separation Processes, Inc.	\$	14,827.50
6/15/2020	37171	Shaleena Brewster	\$	60.00
6/15/2020	37172	Sonia Berrios	\$	18.30
6/15/2020	37173	Spectrum Business	\$	1,834.00
6/15/2020	37174	Steve Figueredo	\$	60.00
6/15/2020	37175	Terri Mote	\$	22.73
6/15/2020	37176	Thomas Lee	\$	60.00

Check Register - June 2020

6/15/2020	37177	Time Warner Cable	\$ 212.15
6/15/2020	37178	Tramfloc, Inc	\$ 1,902.00
6/15/2020	37179	United Motorsports	\$ 120.00
6/22/2020	37180	AT&T Mobility	\$ 2,680.51
6/22/2020	37181	Atlas Copco Compressors, LLC	\$ 9,982.78
6/22/2020	37182	Best Home Center	\$ 132.49
6/22/2020	37183	BofA Credit Card	\$ 3,350.24
6/22/2020	37184	Brenntag Pacific, Inc	\$ 12,327.70
6/22/2020	37185	BSK Associates	\$ 1,360.00
6/22/2020	37186	Calmat Company	\$ 2,665.80
6/22/2020	37187	Cherry Valley Nursery & Landscape Supply	\$ 332.95
6/22/2020	37188	Clark Pest Control	\$ 115.00
6/22/2020	37189	Frontier Communications	\$ 156.04
6/22/2020	37190	Grainger	\$ 205.25
6/22/2020	37191	Harrington Ind. Plastic, LLC	\$ 5,413.05
6/22/2020	37192	House Of Quality, Parts Plus	\$ 355.91
6/22/2020	37193	Houston & Harris PCS, Inc.	\$ 1,973.25
6/22/2020	37194	JB Paving & Engineering, Inc.	\$ 10,164.00
6/22/2020	37195	JW D'Angelo Co.	\$ 4,008.29
6/22/2020	37196	Leighton Consulting, Inc.	\$ 247.50
6/22/2020	37197	Les Schwab Tire Center	\$ 1,050.84
6/22/2020	37198	Merit Oil Company	\$ 6,665.32
6/22/2020	37199	NetComp Technologies, Inc.	\$ 2,900.00
6/22/2020	37200	Nexa	\$ 945.91
6/22/2020	37201	North Fork Water Company	\$ 489.71
6/22/2020	37202	Polydyne Inc.	\$ 10,388.58
6/22/2020	37203	Pro-Pipe & Supply, Inc.	\$ 19.56
6/22/2020	37204	Q Versa, LLC	\$ 4,530.00
6/22/2020	37205	Redline	\$ 17,895.75
6/22/2020	37206	San Bdno. Valley Muni. Water Dist.	\$ 86,181.89
6/22/2020	37207	SCE Rosemead	\$ 255,385.49
6/22/2020	37208	Smarthire	\$ 112.00
6/22/2020	37209	Southern CA Emergency Medicine, Inc.	\$ 620.00
6/22/2020	37210	Spectrum Business	\$ 4,483.00
6/22/2020	37211	Terminix Commercial	\$ 10.00
6/22/2020	37212	Complete Paperless Solutions	\$ 15,080.00
6/23/2020	37213	Aflac	\$ 2,995.89
6/23/2020	37214	Blue Shield of California	\$ 4,700.70
6/23/2020	37215	California State Disbursement Unit	\$ 743.52
6/23/2020	37216	Nippon Life Insurance Co	\$ 2,940.09
6/23/2020	37217	Standard Dental Insurance Co	\$ 1,369.00
6/23/2020	37218	Standard Insurance Vision Plan	\$ 302.08
6/23/2020	37219	WageWorks Inc	\$ 1,414.03
6/23/2020	37220	Western Dental Services Inc	\$ 198.01
6/23/2020	37221	WageWorks, Inc.	\$ 191.75
6/23/2020	37222	US Bank	\$ 8,519.77
6/30/2020	37223	Cobb's Printing, LLC	\$ 905.10

Check Register - June 2020

6/30/2020	37224	Concentra	\$ 300.00
6/29/2020	37225	Addiction Medicine Consultants, Inc.	\$ 51.00
6/29/2020	37226	Aqua-Metric Sales Company	\$ 247,129.29
6/29/2020	37227	Auto Care Clinic	\$ 187.36
6/29/2020	37228	AutoZone Stores LLC	\$ 122.74
6/29/2020	37229	Backflow Prevention Device Inspections,	\$ 1,084.92
6/29/2020	37230	Brenntag Pacific, Inc	\$ 17,832.14
6/29/2020	37231	BSK Associates	\$ 1,095.00
6/29/2020	37232	C & B Crushing, Inc.	\$ 1,020.00
6/29/2020	37233	Center Electric Services, Inc.	\$ 7,092.99
6/29/2020	37234	Coffman Specialties, Inc	\$ 3,780.13
6/29/2020	37235	Emergency Power Controls, Inc.	\$ 1,050.00
6/29/2020	37236	Epic Pest Management	\$ 85.00
6/29/2020	37237	G&G Environmental Compliance, Inc	\$ 4,279.65
6/29/2020	37238	Hach Company	\$ 1,717.46
6/29/2020	37239	Harrington Ind. Plastic, LLC	\$ 3,045.75
6/29/2020	37240	Home Depot U.S.A. Inc	\$ 849.62
6/29/2020	37241	JB Paving & Engineering, Inc.	\$ 8,250.00
6/29/2020	37242	JW D'Angelo Co.	\$ 78,163.52
6/29/2020	37243	Koraleen Enterprises	\$ 289.28
6/29/2020	37244	Krieger & Stewart	\$ 48,046.18
6/29/2020	37245	Liberty Process Equipment, Inc.	\$ 168.00
6/29/2020	37246	LUZ Investment Corp.	\$ 2,867.32
6/29/2020	37247	Mastercraft Homes	\$ 562.00
6/29/2020	37248	Meerkat, Inc.	\$ 1,991.12
6/29/2020	37249	Merit Oil Company	\$ 2,372.82
6/29/2020	37250	NCL Of Wisconsin Inc	\$ 1,246.87
6/29/2020	37251	Page Locksmith	\$ 47.41
6/29/2020	37252	Pat's Pots	\$ 95.00
6/29/2020	37253	Pro-Pipe & Supply, Inc.	\$ 783.77
6/29/2020	37254	Q Versa, LLC	\$ 1,380.00
6/29/2020	37255	Quinn Company	\$ 4,291.64
6/29/2020	37256	Redline	\$ 2,159.91
6/29/2020	37257	Risk Sciences	\$ 1,516.66
6/29/2020	37258	San Bernardino County Dept of Public Wor	\$ 1,189.00
6/29/2020	37259	SB CTY FIRE DEPT CESQG PROGRGAM	\$ 1,013.97
6/29/2020	37260	SCCI, Inc.	\$ 350.00
6/29/2020	37261	South Coast A.Q.M.D.	\$ 681.88
6/29/2020	37262	The Gas Company	\$ 59.57
6/29/2020	37263	Tim Rankin	\$ 170.00
6/29/2020	37264	TPX Communications	\$ 2,591.10
6/29/2020	37265	USA BlueBook	\$ 162.40
			<u>\$ 2,179,695.99</u>
6/4/2020	electronic pmt	EDD - State of California	\$ 11,036.32
6/4/2020	electronic pmt	IRS	\$ 64,287.84

Check Register - June 2020

6/5/2020	electronic pmt	DIRECT DEPOSIT TOTAL	\$ 157,175.12
6/8/2020	electronic pmt	CalPERS 457 & Loan	\$ 28,408.64
6/8/2020	electronic pmt	CalPERS Retirement	\$ 32,608.91
6/8/2020	electronic pmt	VOYA 457 Retirement Plan	\$ 5,598.58
6/19/2020	electronic pmt	EDD - State of California	\$ 12,264.86
6/19/2020	electronic pmt	IRS	\$ 66,882.01
6/19/2020	electronic pmt	DIRECT DEPOSIT TOTAL	\$ 159,239.69
6/23/2020	electronic pmt	CalPERS 457 & Loan	\$ 25,946.64
6/23/2020	electronic pmt	VOYA 457 Retirement Plan	\$ 4,542.58
6/23/2020	electronic pmt	CalPERS Retirement	\$ 34,276.85
6/23/2020	electronic pmt	CalPERS Health Insurance	\$ 100,345.16
			<u>\$ 702,613.20</u>

Investment Summary - June 2020

U.S. TREASURIES						
Quantity	Description	Cusip	Maturity Date	Yield	Cost of Purchase	Market Value
500,000	US Treasury Bill	912796SV2	June 18, 2020	2.150%	\$ 491,590.83	\$ 528,244.28
500,000			Total Values		\$ 491,590.83	\$ 528,244.28

Money Market Account Activity-Beginning Balance	\$ 28,274.03
7/31/17 - Bond Interest	\$ -
7/31/18 - Dividend/Interest	\$ 0.25
Cusip 912796QM4 Accrued Interest Paid	
Business Account Fee	
Income	\$ 0.25
Intra-Bank Transfers to/from Investment Checking	\$ -
Fund Transfers	\$ -
Cusip Maturity	
Redemptions	\$ -
Cusip Purchase	
Purchases	\$ -
Ending Balance - Money Market	\$ 28,274.28
US Treasury Securities Investment Principal	\$ 491,590.83
Total Assets	\$ 519,865.11

Note: As of 7/7/2020, the updated treasury information for June has not been received. The information above is as of 5/31/20.

Investment Summary - June 2020

LOCAL AGENCY INVESTMENT FUND

PERIOD	TOTAL WITHDRAWAL AMOUNT	TOTAL DEPOSIT AMOUNT	ACCRUED INTEREST (QUARTERLY)	ENDING BALANCE
July 31, 2019	\$ -	\$ -	\$ 56,327.40	\$ 10,343,772.08
August 31, 2019	\$ (2,900,000.00)	\$ -	\$ -	\$ 7,443,772.08
September 30, 2019	\$ -	\$ -	\$ -	\$ 7,443,772.08
October 31, 2019	\$ (1,000,000.00)	\$ -	\$ 54,200.09	\$ 6,497,972.17
November 30, 2019	\$ -	\$ -	\$ -	\$ 6,497,972.17
December 31, 2019	\$ -	\$ -	\$ 38,378.94	\$ 6,536,351.11
January 31, 2020	\$ -	\$ 1,490,000.00	\$ -	\$ 8,026,351.11
February 28, 2020	\$ -	\$ -	\$ -	\$ 8,026,351.11
March 31, 2020	\$ -	\$ -	\$ -	\$ 8,026,351.11
April 30, 2020	\$ -	\$ -	\$ 38,586.52	\$ 8,064,937.63
May 31, 2020	\$ -	\$ 1,500,000.00	\$ -	\$ 9,564,937.63
June 30, 2020	\$ -	\$ -	\$ -	\$ 9,564,937.63

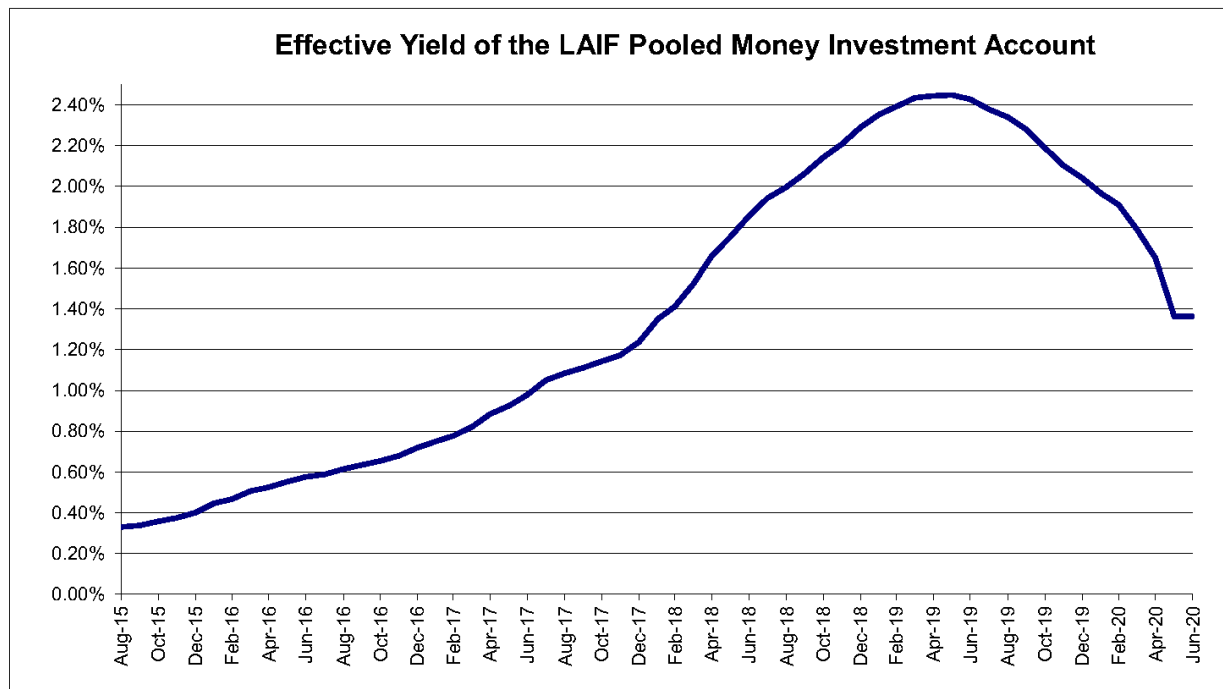
L.A.I.F. INCOME SUMMARY

CURRENT QUARTER FY YEAR-TO-DATE

INCOME RECEIVED

\$ 38,586.52

\$ 187,492.95



FY 2019-20 Water Revenue					
G/L ACCOUNT#	DESCRIPTION	BUDGET	Jun'20	Year to Date	%
02-400-40010	Sales-Water & Non Potable	\$ 5,600,000	\$ 724,975	\$ 6,213,210	110.95%
02-400-40011	Sales-Construction Water	\$ 100,000	\$ 3,389	\$ 25,599	25.60%
02-400-40012	Sales-Imported Water-SGPWA	\$ 250,000	\$ 28,852	\$ 251,905	100.76%
02-400-40013	Sales-Imported Water-MUNI	\$ 850,000	\$ 91,111	\$ 784,022	92.24%
02-400-40014	Sales-Disc (Multi Unit) Commdy	\$ (110,000)	\$ (11,700)	\$ (109,231)	99.30%
02-400-40015	Sales-Wholesale Water	\$ 200,000	\$ 9,537	\$ 93,831	46.92%
02-400-40016	Sales-Establish Service Fee	\$ 6,000	\$ 1,350	\$ 7,500	125.00%
02-400-41000	Sales-Service Demand Charges	\$ 3,500,000	\$ 296,759	\$ 3,267,985	93.37%
02-400-41001	Sales-Fire Srv Standby Fees	\$ 40,000	\$ 4,429	\$ 162,454	406.13%
02-400-41003	Sales-Const Water Minimum Chg	\$ 5,000	\$ 281	\$ 2,257	45.13%
02-400-41005	Sales-Disc (Multi Units)-SC	\$ (135,000)	\$ (11,868)	\$ (133,782)	99.10%
02-400-41010	Unauthorized Use of Water Chrg	\$ 2,000	\$ -	\$ -	0.00%
02-400-41110	Meter/Lateral Installation	\$ 100,000	\$ 51,660	\$ 274,478	274.48%
02-400-41112	Fire Flow Test Fees	\$ 4,500	\$ 600	\$ 5,825	129.44%
02-400-41113	Disconnect & Reconnect Fees	\$ 100,000	\$ -	\$ 27,848	27.85%
02-400-41121	Delinquent Payment Charges	\$ 135,000	\$ -	\$ 93,128	68.98%
02-400-41124	Bad Debt Write-Off & Recovery	\$ (20,000)	\$ -	\$ (12,122)	60.61%
02-421-42122	Revenue - Other, Operating	\$ -	\$ 10,049	\$ 19,350	N/A
02-421-42123	Admin, Management & Acctg Fees	\$ 210,000	\$ 17,500	\$ 210,000	100.00%
02-430-43010	Interest Earned	\$ 115,000	\$ 27	\$ 67,558	58.75%
02-431-43110	Property Tax - Unsecured	\$ 250,000	\$ -	\$ 118,601	47.44%
02-431-43120	Property Tax - Secured	\$ 3,000,000	\$ 63,159	\$ 2,784,807	92.83%
02-431-43130	Tax Collection - Prior	\$ 45,000	\$ 99	\$ 33,091	73.53%
02-431-43140	Taxes - Other	\$ 180,000	\$ 50,349	\$ 236,779	131.54%
02-491-49110	Rental Income	\$ 3,000	\$ -	\$ -	0.00%
02-491-49150	Revenue - Misc Non-Operating	\$ 45,122	\$ 475	\$ 14,735	32.66%
	WATER OPERATING REVENUE	\$ 14,475,622	\$ 1,331,032	\$ 14,439,826	99.75%
	Transfer - Reserve Fund	\$ -	\$ -	\$ -	
02-480-48002	Grants	\$ 700,000	\$ -	\$ 765,902	109.41%
02-480-48901	Contrib Cap-Capacity Fees	\$ -	\$ 228,095	\$ 904,379	N/A
02-480-48902	Contrib Cap-Sustainability	\$ -	\$ 19,400	\$ 116,215	N/A
	TOTAL WATER REVENUE	\$ 15,175,622	\$ 1,578,527	\$ 16,226,323	106.92%

NOTE: Plan check & inspection fees to 02-42122

FY 2019-20 Sewer Revenue					
G/L ACCOUNT#	DESCRIPTION	BUDGET	Jun'20	Year to Date	%
03-400-40016	Sales-Establish Service Fee	\$ 500	\$ -	\$ 100	20.00%
03-400-41000	Sales-Sewer Charges	\$ 12,132,712	\$ 1,005,390	\$ 12,620,001	104.02%
03-400-41005	Sales-Disc (Multi Units)-SC	\$ (200,000)	\$ (18,298)	\$ (232,137)	116.07%
03-400-41110	Meter/Lateral Installation	\$ 15,000	\$ -	\$ 7,500	50.00%
03-400-41121	Penalty - Late Charges	\$ 125,000	\$ -	\$ 107,596	86.08%
03-400-41124	Bad Debt Write-Off & Recovery	\$ (15,000)	\$ -	\$ -	0.00%
03-400-41131	Front Footage Fees	\$ 55,000	\$ -	\$ 25,000	45.45%
03-421-42122	Revenue - Other, Operating	\$ 2,000	\$ -	\$ 13,196	659.80%
03-430-43010	Interest Eamed	\$ 100,000	\$ -	\$ 59,025	59.02%
03-431-43110	Property Tax - Unsecured	\$ -	\$ -	\$ -	-
03-431-43120	Property Tax - Secured	\$ -	\$ -	\$ -	-
03-431-43130	Tax Collection - Prior	\$ -	\$ -	\$ -	-
03-431-43140	Taxes - Other	\$ -	\$ -	\$ -	-
03-491-49150	Revenue - Misc Non-Operating	\$ 1,369,774	\$ -	\$ 500	0.04%
	SEWER OPERATING REVENUE	\$ 13,584,986	\$ 987,092	\$ 12,600,781	92.76%
03-480-48002	Grants	\$ -	\$ -	\$ -	-
03-480-48901	Contrib Cap-Capacity Fees	\$ -	\$ 359,601	\$ 2,165,886	-
03-480-48905	Contrib Cap-Infrastructure	\$ -	\$ 76,500	\$ 402,705	-
	TOTAL SEWER REVENUE	\$ 13,584,986	\$ 1,423,193	\$ 15,169,372	111.66%

FY 2019-20 Recycled Revenue					
G/L ACCOUNT#	DESCRIPTION	BUDGET	Jun'20	Year to Date	%
04-400-40010	Sales-Water & Non Potable	\$ 663,947	\$ 114,138	\$ 830,259	125.05%
04-400-40011	Sales-Construction Water	\$ 45,000	\$ -	\$ 45	0.10%
04-400-40017	Sales-Excess Drinking Water	\$ -	\$ 2,952	\$ 9,407	N/A
04-400-40018	Sales-Infrastructure	\$ -	\$ 11,404	\$ 36,451	N/A
04-400-41000	Sales-Service Demand Charges	\$ 90,000	\$ 13,117	\$ 130,551	145.06%
04-400-41003	Sales-Const Water Minimum Chg	\$ 1,000	\$ 92	\$ 980	98.02%
04-400-41110	Meter/Lateral Installation	\$ 70,000	\$ 21,195	\$ 116,135	165.91%
04-400-41121	Penalty - Late Charges	\$ 5,000	\$ -	\$ 3,604	72.08%
04-400-41122	Revenue - Other, Operating	\$ 500	\$ -	\$ 218	43.63%
04-430-43010	Interest Earned	\$ 25,000	\$ -	\$ 13,117	52.47%
04-431-43110	Property Tax - Unsecured	\$ -	\$ -	\$ -	N/A
04-431-43120	Property Tax - Secured	\$ 400,000	\$ -	\$ 400,000	100.00%
04-431-43130	Tax Collection - Prior	\$ -	\$ -	\$ -	N/A
04-431-43140	Taxes - Other	\$ -	\$ -	\$ -	N/A
04-491-49150	Revenue-Misc Non-Operating	\$ 1,000	\$ -	\$ 28	2.85%
	RECYCLED OPERATING REVENUE	\$ 1,301,447	\$ 162,898	\$ 1,540,796	118.39%
04-480-48002	Grants	\$ -	\$ -	\$ -	N/A
04-480-48901	Contrib Cap-Capacity Fees	\$ -	\$ 247,959	\$ 1,712,702	N/A
	TOTAL RECYCLED REVENUE	\$ 1,301,447	\$ 410,857	\$ 3,253,498	249.99%

FY 2019-20 Water Expenses					
G/L ACCOUNT #	DESCRIPTION	BUDGET	Jun'20	Year to Date	%
02-501-50009	Labor - Overtime	\$ -	\$ 2,305	\$ 19,621	#DIV/0!
02-501-50010	Labor	\$ 1,027,703	\$ 77,710	\$ 581,709	56.60%
02-501-50011	Labor - Credit	\$ -	\$ -	\$ -	N/A
02-501-50013	Benefits-FICA	\$ 73,537	\$ 6,550	\$ 71,129	96.73%
02-501-50014	Benefits-Life Insurance	\$ 6,264	\$ 137	\$ 1,716	27.39%
02-501-50016	Benefits-Health & Def Comp	\$ 211,826	\$ 20,286	\$ 225,169	106.30%
02-501-50017	Benefits-Disability Insurance	\$ 11,004	\$ 1,146	\$ 13,804	125.45%
02-501-50019	Benefits-Workers Compensation	\$ 23,013	\$ 2,571	\$ 24,065	104.57%
02-501-50021	Benefits-PERS Employee	\$ -	\$ -	\$ -	N/A
02-501-50022	Benefits-PERS Employer	\$ 173,405	\$ 5,188	\$ 56,024	32.31%
02-501-50023	Benefits-Uniforms	\$ 6,525	\$ 704	\$ 4,603	70.54%
02-501-50024	Benefits-Vacation & Sick Pay	\$ 8,000	\$ -	\$ 5,158	64.47%
02-501-50025	Benefits-Boots	\$ 8,415	\$ 3,330	\$ 6,030	71.66%
02-501-51003	R&M - Structures	\$ 300,000	\$ 5,180	\$ 491,656	163.89%
02-501-51011	R&M - Valves	\$ 20,000	\$ -	\$ 232	1.16%
02-501-51115	Laboratory Supplies	\$ -	\$ -	\$ -	N/A
02-501-51140	General Supplies & Expenses	\$ 3,000	\$ 38	\$ 8,209	273.64%
02-501-51210	Utilities - Power Purchases	\$ 1,300,000	\$ 131,151	\$ 1,160,792	89.29%
02-501-51211	Utilities - Electricity	\$ 5,000	\$ 305	\$ 3,500	70.00%
02-501-51316	Imported Water Purchases	\$ 1,075,000	\$ 72,021	\$ 698,582	64.98%
02-501-54012	Education & Training	\$ -	\$ -	\$ 4,169	N/A
02-501-54019	Licenses & Permits	\$ 65,000	\$ 1,871	\$ 58,648	90.23%
02-501-54025	Telephone & Internet	\$ -	\$ 324	\$ 3,164	N/A
02-501-54110	Laboratory Services	\$ 77,500	\$ -	\$ 35,783	46.17%
02-501-57040	YVRWFF-Crystal Creek Exp	\$ 567,431	\$ 30,000	\$ 517,420	91.19%
	WATER RESOURCE TOTALS	\$ 4,962,623	\$ 358,510	\$ 3,971,562	80.03%
02-503-50009	Labor - Overtime	\$ -	\$ 5,112	\$ 144,615	N/A
02-503-50010	Labor	\$ 1,593,344	\$ 112,325	\$ 1,593,063	99.98%
02-503-50011	Labor - Credit	\$ -	\$ -	\$ (2,423)	N/A
02-503-50013	Benefits-FICA	\$ 121,891	\$ 9,440	\$ 123,365	101.21%
02-503-50014	Benefits-Life Insurance	\$ 10,440	\$ 261	\$ 3,657	35.03%
02-503-50016	Benefits-Health & Def Comp	\$ 425,106	\$ 36,086	\$ 499,357	117.47%
02-503-50017	Benefits-Disability Insurance	\$ 14,340	\$ 1,685	\$ 21,438	149.50%
02-503-50019	Benefits-Workers Compensation	\$ 43,020	\$ 2,571	\$ 24,282	56.44%
02-503-50021	Benefits-PERS Employee	\$ -	\$ -	\$ -	N/A
02-503-50022	Benefits-PERS Employer	\$ 239,002	\$ 7,966	\$ 102,687	42.97%
02-503-50023	Benefits-Uniforms	\$ 10,875	\$ 1,392	\$ 12,334	113.42%
02-503-50024	Benefits-Vacation & Sick Pay	\$ 4,000	\$ -	\$ (1,273)	-31.84%
02-503-50025	Benefits-Boots	\$ 32,775	\$ 5,895	\$ 14,895	45.45%
02-503-51001	R&M - Vehicles & Equipment	\$ 207,500	\$ 22,409	\$ 221,908	106.94%
02-503-51011	R&M - Valves	\$ 5,000	\$ -	\$ 1,645	32.90%
02-503-51020	R&M - Pipelines	\$ 200,000	\$ 9,982	\$ 240,036	120.02%

FY 2019-20 Water Expenses					
G/L ACCOUNT					
#	DESCRIPTION	BUDGET	Jun'20	Year to Date	%
02-503-51021	R&M - Service Lines	\$ 96,000	\$ 3,900	\$ 37,234	38.79%
02-503-51022	R&M - Fire Hydrants	\$ 50,000	\$ -	\$ 908	1.82%
02-503-51029	Repair & Maintenance-Backflow	\$ 65,000	\$ 1,085	\$ 36,871	56.72%
02-503-51030	R&M - Meters	\$ 30,000	\$ 113	\$ 6,423	21.41%
02-503-51031	R&M - Fire Flow Testing	\$ 25,000	\$ -	\$ 19,201	76.81%
02-503-51092	Equipment Credits	\$ -	\$ -	\$ (3,262)	N/A
02-503-51140	General Supplies & Expenses	\$ 3,000	\$ -	\$ 2,300	76.66%
02-503-54012	Education & Training	\$ -	\$ -	\$ 1,835	N/A
02-503-54025	Telephone & Internet	\$ -	\$ 364	\$ 4,172	N/A
	PUBLIC WORKS TOTALS	\$ 3,176,293	\$ 215,474	\$ 2,960,653	93.21%
02-506-50009	Labor - Overtime	\$ -	\$ 349	\$ 8,172	#DIV/0!
02-506-50010	Labor	\$ 616,295	\$ 51,714	\$ 618,109	100.29%
02-506-50011	Labor - Credit	\$ -	\$ -	\$ -	N/A
02-506-50012	Director Fees	\$ 26,000	\$ 2,766	\$ 26,161	100.62%
02-506-50013	Benefits-FICA	\$ 47,147	\$ 4,567	\$ 50,642	107.41%
02-506-50014	Benefits-Life Insurance	\$ 3,120	\$ 94	\$ 1,156	37.06%
02-506-50016	Benefits-Health & Def Comp	\$ 130,980	\$ 17,581	\$ 198,476	151.53%
02-506-50017	Benefits-Disability Insurance	\$ 5,547	\$ 748	\$ 9,159	165.12%
02-506-50019	Benefits-Workers Compensation	\$ 16,640	\$ 1,200	\$ 13,476	80.99%
02-506-50021	Benefits-PERS Employee	\$ -	\$ -	\$ -	N/A
02-506-50022	Benefits-PERS Employer	\$ 92,444	\$ 3,902	\$ 47,778	51.68%
02-506-50023	Benefits-Uniforms	\$ 3,250	\$ -	\$ 2,947	90.69%
02-506-50024	Benefits-Vacation & Sick Pay	\$ 10,000	\$ -	\$ 8,121	81.21%
02-506-50025	Benefits-Boots	\$ 1,950	\$ 2,085	\$ 5,385	276.15%
02-506-51003	R&M - Structures	\$ 35,000	\$ 11,026	\$ 46,741	133.55%
02-506-51091	Expense Credits (overhead)	\$ -	\$ -	\$ (1,153)	N/A
02-506-51120	Safety Equipment & Supplies	\$ 25,000	\$ 543	\$ 12,581	50.32%
02-506-51125	Petroleum Products	\$ 150,000	\$ 7,652	\$ 108,015	72.01%
02-506-51130	Office Supplies & Expenses	\$ 35,000	\$ 259	\$ 14,306	40.87%
02-506-51140	General Supplies & Expenses	\$ 40,000	\$ 2,251	\$ 26,707	66.77%
02-506-51199	Disaster Repairs & Incidences	\$ -	\$ -	\$ -	N/A
02-506-51211	Utilities - Electricity	\$ 32,000	\$ 3,182	\$ 30,372	94.91%
02-506-51213	Utilities - Natural Gas	\$ 2,000	\$ 30	\$ 2,040	102.02%
02-506-54002	Dues & Subscriptions	\$ 30,000	\$ (827)	\$ 17,852	59.51%
02-506-54005	Computer Expenses	\$ 145,000	\$ 2,662	\$ 101,235	69.82%
02-506-54010	Postage	\$ 10,000	\$ 26	\$ 2,989	29.89%
02-506-54011	Printing & Publications	\$ -	\$ -	\$ 351	N/A
02-506-54012	Education & Training	\$ 20,000	\$ 158	\$ 5,887	29.44%
02-506-54013	Utility Billing Expenses	\$ 185,000	\$ 17,057	\$ 198,145	107.11%
02-506-54014	Public Relations	\$ 31,500	\$ -	\$ 20,700	65.71%
02-506-54016	Travel Related Expenses	\$ 7,500	\$ -	\$ 9,865	131.53%
02-506-54017	Certifications & Renewals	\$ 12,000	\$ 160	\$ 6,441	53.68%
02-506-54020	Meeting Related Expenses	\$ 8,000	\$ -	\$ 6,950	86.87%
02-506-54022	Utilities - YVWD Services	\$ 145,000	\$ -	\$ 63,251	43.62%

FY 2019-20 Water Expenses					
G/L ACCOUNT #	DESCRIPTION	BUDGET	Jun'20	Year to Date	%
02-506-54024	Waste Disposal	\$ 2,700	\$ -	\$ 4,275	158.34%
02-506-54025	Telephone & Internet	\$ 45,000	\$ 4,213	\$ 49,549	110.11%
02-506-54099	Conservation & Rebates	\$ 30,000	\$ -	\$ 750	2.50%
02-506-54104	Contractual Services	\$ 270,000	\$ 43,918	\$ 269,798	99.93%
02-506-54107	Legal	\$ 120,000	\$ -	\$ 102,554	85.46%
02-506-54108	Audit & Accounting	\$ 15,000	\$ -	\$ 11,565	77.10%
02-506-54109	Professional Fees	\$ 217,691	\$ 1,517	\$ 181,245	83.26%
02-506-55500	Depreciation	\$ 1,272,330	\$ 106,028	\$ 1,272,330	100.00%
02-506-56001	Insurance	\$ 100,000	\$ 11,216	\$ 132,305	132.30%
02-506-57030	Regulatory Compliance	\$ 35,000	\$ 4,907	\$ 30,275	86.50%
02-506-57090	Election Related Expenses	\$ -	\$ -	\$ -	N/A
02-506-57095	Yucaipa SGMA	\$ 10,000	\$ -	\$ 5,622	56.22%
02-506-57096	Beaumont Basin Watermaster	\$ 40,000	\$ -	\$ 23,498	58.75%
02-506-57097	San Timoteo SGMA	\$ 5,000	\$ -	\$ 7,100	-
02-506-57098	Bunker Hill GSC	\$ 15,000	\$ -	\$ 11,847	-
02-506-57199	Suspense	\$ -	\$ -	\$ -	
	ADMINISTRATION TOTALS	\$ 4,044,094	\$ 300,632	\$ 3,757,397	92.91%
02-540-57201	Series 2015A Principal	\$ 1,170,000	\$ -	\$ 1,170,000	100.00%
02-540-57402	Interest - Bond Repayment	\$ 1,122,612	\$ -	\$ 1,121,361	99.89%
	40 - Debt	\$ 2,292,612	\$ -	\$ 2,291,361	99.95%
02-540-57001	Asset Acq. - Water Dept	\$ -	\$ -	\$ -	--
02-540-57003	Asset Acq. - US Dept	\$ -	\$ -	\$ -	--
02-540-57006	Asset Acq. - Admin Dept	\$ -	\$ -	\$ -	--
	40 - Capital Outlay	\$ -	\$ -	\$ -	--
	TOTAL WATER EXPENSES	\$ 14,475,622	\$ 874,617	\$ -	0.00%

FY 2019-20 Sewer Expenses					
G/L ACCOUNT #	DESCRIPTION	BUDGET	Jun'20	Year to Date	%
03-502-50009	Labor - Overtime	\$ -	\$ 1,987	\$ 74,334	N/A
03-502-50010	Labor	\$ 1,059,129	\$ 92,272	\$ 1,222,798	115.45%
03-502-50013	Benefits-FICA	\$ 81,023	\$ 7,727	\$ 102,570	126.59%
03-502-50014	Benefits-Life Insurance	\$ 5,592	\$ 174	\$ 2,325	41.58%
03-502-50016	Benefits-Health & Def Comp	\$ 224,598	\$ 24,941	\$ 319,533	142.27%
03-502-50017	Benefits-Disability Insurance	\$ 9,535	\$ 1,390	\$ 18,210	190.98%
03-502-50019	Benefits-Workers Compensatn	\$ 28,596	\$ 2,571	\$ 24,065	84.16%
03-502-50021	Benefits-PERS Employee	\$ -	\$ -	\$ -	N/A
03-502-50022	Benefits-PERS Employer	\$ 158,869	\$ 6,080	\$ 79,563	50.08%
03-502-50023	Benefits-Uniforms	\$ 5,825	\$ 1,626	\$ 6,411	110.07%
03-502-50024	Benefits-Vacation & Sick Pay	\$ 9,000	\$ -	\$ 6,531	72.57%
03-502-50025	Benefits-Boots	\$ 7,995	\$ 3,450	\$ 7,090	88.68%
03-502-51003	R&M - Structures	\$ 350,000	\$ 5,588	\$ 169,507	48.43%
03-502-51010	R&M - Automation Control	\$ 65,000	\$ 1,380	\$ 54,321	83.57%
03-502-51106	Chemicals	\$ 600,000	\$ 50,099	\$ 663,462	110.58%
03-502-51111	Propane	\$ 500	\$ -	\$ 65	12.93%
03-502-51115	Laboratory Supplies	\$ 30,000	\$ 1,717	\$ 37,478	124.93%
03-502-51140	General Supplies & Expenses	\$ 5,000	\$ 96	\$ 9,544	190.88%
03-502-51210	Utilities - Power Purchases	\$ 850,000	\$ 97,126	\$ 953,667	112.20%
03-502-54012	Education & Training	\$ -	\$ -	\$ 2,809	N/A
03-502-54025	Telephone & Internet	\$ -	\$ 388	\$ 4,748	N/A
03-502-54110	Laboratory Services	\$ 85,000	\$ -	\$ 83,168	97.84%
03-502-57031	Sewage Waste Disposal-Solids	\$ 226,000	\$ -	\$ 181,124	80.14%
03-502-57034	Brineline Operating Expenses	\$ 396,500	\$ 89,800	\$ 326,834	82.43%
TREATMENT TOTALS		\$ 4,198,162	\$ 388,415	\$ 4,350,158	103.62%
03-506-50009	Labor - Overtime	\$ -	\$ 348	\$ 8,172	N/A
03-506-50010	Labor	\$ 616,295	\$ 48,373	\$ 545,545	88.52%
03-506-50011	Labor - Credit	\$ -	\$ -	\$ 509	N/A
03-506-50012	Director Fees	\$ 26,000	\$ 2,766	\$ 26,161	100.62%
03-506-50013	Benefits-FICA	\$ 47,147	\$ 4,258	\$ 43,148	91.52%
03-506-50014	Benefits-Life Insurance	\$ 3,120	\$ 83	\$ 1,024	32.80%
03-506-50016	Benefits-Health & Def Comp	\$ 122,640	\$ 16,554	\$ 177,699	144.89%
03-506-50017	Benefits Disability Insurane	\$ 5,547	\$ 677	\$ 7,269	131.04%
03-506-50019	Benefits-Workers Compensation	\$ 16,640	\$ 1,200	\$ 13,476	80.99%
03-506-50021	Benefits-PERS Employee	\$ -	\$ -	\$ -	N/A
03-506-50022	Benefits-PERS Employer	\$ 92,444	\$ 3,710	\$ 42,323	45.78%
03-506-50023	Benefits-Uniforms	\$ 3,250	\$ -	\$ 204	6.29%
03-506-50024	Benefits-Vacation & Sick Pay	\$ 5,000	\$ -	\$ 3,121	62.42%
03-506-50025	Benefits-Boots	\$ 1,950	\$ 2,085	\$ 2,385	122.31%
03-506-50055	Pension Expense-GASB 68	\$ -	\$ -	\$ -	N/A
03-506-51120	Safety Equipment & Supplies	\$ 9,500	\$ 540	\$ 9,289	97.78%
03-506-51125	Petroleum Products	\$ 24,000	\$ 2,000	\$ 27,232	113.47%
03-506-51130	Office Supplies & Expenses	\$ 7,000	\$ -	\$ 6,875	98.21%
03-506-51140	General Supplies & Expenses	\$ 30,000	\$ 656	\$ 13,141	43.80%
03-506-51199	Disaster Repairs & Incidences	\$ -	\$ -	\$ (349,712)	N/A

FY 2019-20 Sewer Expenses					
G/L ACCOUNT #	DESCRIPTION	BUDGET	Jun'20	Year to Date	%
03-506-54002	Dues & Subscriptions	\$ 30,000	\$ -	\$ 30,759	102.53%
03-506-54003	Management & Admin Services	\$ 210,000	\$ 17,500	\$ 210,000	100.00%
03-506-54005	Computer Expenses	\$ 120,000	\$ 1,862	\$ 70,968	59.14%
03-506-54011	Printing & Publications	\$ -	\$ -	\$ -	N/A
03-506-54012	Education & Training	\$ 20,000	\$ 158	\$ 11,002	55.01%
03-506-54014	Public Relations	\$ 25,000	\$ -	\$ 7,861	31.45%
03-506-54016	Travel Related Expenses	\$ 10,000	\$ -	\$ 9,555	95.55%
03-506-54017	Certifications & Renewals	\$ 10,000	\$ 297	\$ 4,530	45.30%
03-506-54019	Licenses & Permits	\$ 70,000	\$ -	\$ 77,172	110.25%
03-506-54020	Meeting Related Expenses	\$ 5,000	\$ -	\$ 5,799	115.99%
03-506-54022	Utilities - YVWD Services	\$ 265,000	\$ -	\$ 311,875	117.69%
03-506-54024	Waste Disposal	\$ 14,000	\$ -	\$ 25,944	185.32%
03-506-54025	Telephone & Internet	\$ 50,000	\$ 5,519	\$ 58,195	116.39%
03-506-54030	Drinking Water	\$ -	\$ -	\$ -	N/A
03-506-54104	Contractual Services	\$ 46,000	\$ 2,139	\$ 130,533	283.77%
03-506-54107	Legal	\$ 30,000	\$ -	\$ 9,946	33.15%
03-506-54108	Audit & Accounting	\$ 15,000	\$ -	\$ 11,565	77.10%
03-506-54109	Professional Fees	\$ 1,567,274	\$ -	\$ 614,333	39.20%
03-506-55500	Depreciation	\$ 472,982	\$ 39,415	\$ 472,982	100.00%
03-506-56001	Insurance	\$ 130,000	\$ 13,992	\$ 200,824	154.48%
03-506-57030	Regulatory Compliance	\$ 70,000	\$ 6,154	\$ 63,140	90.20%
	ADMINISTRATION TOTALS	\$ 4,170,789	\$ 170,285	\$ 2,904,845	69.65%
03-507-50009	Labor - Overtime	\$ -	\$ 3,035	\$ 21,764	N/A
03-507-50010	Labor	\$ 625,069	\$ 44,337	\$ 537,365	85.97%
03-507-50011	Labor - Credit	\$ -	\$ -	\$ -	0.00%
03-507-50013	Benefits-FICA	\$ 47,818	\$ 3,819	\$ 47,797	99.96%
03-507-50014	Benefits-Life Insurance	\$ 3,864	\$ 99	\$ 1,360	35.21%
03-507-50016	Benefits-Health & Def Comp	\$ 151,662	\$ 13,774	\$ 184,106	121.39%
03-507-50017	Benefits-Disability Insurance	\$ 5,626	\$ 859	\$ 8,587	152.62%
03-507-50019	Benefits-Workers Compensatio	\$ 16,877	\$ 2,571	\$ 24,065	142.59%
03-507-50021	Benefits-PERS Employee	\$ -	\$ -	\$ -	N/A
03-507-50022	Benefit-PERS Employer	\$ 93,760	\$ 3,302	\$ 41,494	44.26%
03-507-50023	Benefits-Uniforms	\$ 4,025	\$ -	\$ 2,951	73.33%
03-507-50024	Benefits-Vacation & Sick Pay	\$ 40,000	\$ -	\$ 40,000	100.00%
03-507-50025	Benefits-Boots	\$ 2,415	\$ 2,235	\$ 2,835	117.39%
03-507-51003	Sewer Pipeline & Facilities	\$ 250,000	\$ 12,364	\$ 186,217	74.49%
03-507-51140	General Supplies & Expenses	\$ 500	\$ -	\$ 1,082	216.34%
03-507-51241	Lift Station #1	\$ 52,500	\$ 4,332	\$ 50,909	96.97%
03-507-51242	Lift Station #2	\$ 18,000	\$ 1,840	\$ 18,013	100.07%
03-507-51243	Lift Station #3	\$ 3,200	\$ 170	\$ 5,106	159.55%
03-507-51244	Lift Station #4	\$ 9,500	\$ 915	\$ 19,828	208.72%
03-507-51246	Lift Station #6	\$ 5,000	\$ 383	\$ 4,973	99.45%

FY 2019-20 Sewer Expenses					
G/L ACCOUNT #	DESCRIPTION	BUDGET	Jun'20	Year to Date	%
03-507-51248	Lift Station #8	\$ 2,500	\$ 72	\$ 1,479	59.17%
03-507-54012	Education & Training	\$ -	\$ -	\$ 250	N/A
03-507-54025	Telephone & Internet	\$ -	\$ 144	\$ 1,632	N/A
03-507-54111	Pretreatment	\$ 50,000	\$ 6,525	\$ 47,968	95.94%
	ENVIRONMENTAL CONTROL TOTAL	\$ 1,382,316	\$ 100,776	\$ 1,249,781	90.41%
03-540-57202	SRF Principal - WWTP	\$ 2,306,368	\$ -	\$ 2,306,368	100.00%
03-540-57203	SRF Principal - Brineline	\$ 447,138	\$ -	\$ 447,138	100.00%
03-540-57204	SRF Principal - Wise	\$ 136,599	\$ -	\$ 136,599	100.00%
03-540-57205	SRF Principal - R 10.3	\$ 40,023	\$ -	\$ 40,023	100.00%
03-540-57206	SRF Principal - Crow St	\$ 15,667	\$ -	\$ 15,649	99.89%
03-540-57403	Interest - Long Term Debt	\$ 887,924	\$ -	\$ 887,917	100.00%
	40 - Debt	\$ 3,833,719	\$ -	\$ 3,833,694	100.00%
03-540-57002	Asset Acq. - Treatment Dept	\$ -	\$ -	\$ -	
03-540-57006	Asset Acq. - Admin Dept	\$ -	\$ -	\$ -	
03-540-57007	Asset Acq. - EC Dept	\$ -	\$ -	\$ -	
	40 - Capital Outlay	\$ -	\$ -	\$ -	
	TOTAL SEWER EXPENSES	\$ 13,584,986	\$ 659,476	\$ 12,338,478	90.82%

FY 2019-20 Recycled Expenses					
G/L ACCOUNT #	DESCRIPTION	BUDGET	Jun'20	Year to Date	%
04-506-50009	Labor - Overtime	\$ -	\$ 867	\$ 7,082	N/A
04-506-50010	Labor	\$ 705,207	\$ 50,933	\$ 573,175	81.28%
04-506-50011	Labor - Credit	\$ -	\$ -	\$ -	N/A
04-506-50012	Director Fees	\$ 5,000	\$ -	\$ -	0.00%
04-506-50013	Benefits-FICA	\$ 53,948	\$ 4,150	\$ 44,927	83.28%
04-506-50014	Benefits-Life Insurance	\$ 3,600	\$ 85	\$ 1,163	32.29%
04-506-50016	Benefits-Health & Def Comp	\$ 143,004	\$ 13,494	\$ 168,974	118.16%
04-506-50017	Benefits-Disability Insurance	\$ 6,347	\$ 714	\$ 8,045	126.74%
04-506-50019	Benefits-Workers Compensation	\$ 19,041	\$ 1,200	\$ 13,583	71.33%
04-506-50021	Benefits-PERS Employee	\$ -	\$ -	\$ -	N/A
04-506-50022	Benefits-PERS Employer	\$ 105,781	\$ 3,998	\$ 45,011	42.55%
04-506-50023	Benfits-Uniforms	\$ 3,750	\$ -	\$ 1,643	43.81%
04-506-50024	Benefits-Vacation & Sick Pay	\$ -	\$ -	\$ (3,131)	N/A
04-506-50025	Benefits-Boots	\$ 4,750	\$ 2,220	\$ 3,420	72.00%
04-506-51003	R&M - Structures	\$ 26,519	\$ -	\$ 23,093	87.08%
04-506-51011	R&M - Valves	\$ 500	\$ -	\$ -	0.00%
04-506-51020	R&M - Pipelines	\$ 500	\$ -	\$ 1,411	282.12%
04-506-51021	R&M - Service Lines	\$ 4,000	\$ -	\$ -	0.00%
04-506-51022	R&M - Fire Hydrants	\$ 4,000	\$ -	\$ -	0.00%
04-506-51030	R&M - Meters	\$ 1,500	\$ -	\$ -	0.00%
04-506-51140	General Supplies & Expenses	\$ 7,000	\$ -	\$ 5,292	75.60%
04-506-51210	Utilities - Power Purchases	\$ 84,500	\$ 9,797	\$ 74,158	87.76%
04-506-54002	Dues & Subscriptions	\$ 3,000	\$ 85	\$ 3,535	117.83%
04-506-54005	Computer Expenses	\$ 11,000	\$ -	\$ 10,875	98.87%
04-506-54011	Printing & Publications	\$ -	\$ -	\$ -	N/A
04-506-54012	Education & Training	\$ 3,500	\$ 35	\$ 776	22.17%
04-506-54014	Public Relations	\$ 4,200	\$ -	\$ 3,249	77.36%
04-506-54016	Travel Related Expenses	\$ 1,000	\$ -	\$ 646	64.59%
04-506-54017	Certifications & Renewals	\$ 500	\$ -	\$ -	0.00%
04-506-54019	Licenses & Permits	\$ 7,500	\$ -	\$ 11,898	158.64%
04-506-54020	Meeting Related Expenses	\$ 1,400	\$ -	\$ 868	62.03%
04-506-54022	Utilities - YVWD Services	\$ 12,500	\$ -	\$ 4,832	38.66%
04-506-54025	Telephone & Internet	\$ 1,400	\$ 128	\$ 1,575	112.53%
04-506-54104	Contractual Services	\$ 10,000	\$ -	\$ 11,807	118.07%
04-506-54107	Legal	\$ 500	\$ -	\$ -	0.00%
04-506-54108	Audit & Accounting	\$ 4,000	\$ -	\$ 2,570	64.25%
04-506-54109	Professional Fees	\$ 30,000	\$ -	\$ 12,595	41.98%
04-506-54110	Laboratory Services	\$ -	\$ -	\$ -	N/A
04-506-55500	Depreciation	\$ -	\$ -	\$ -	N/A
04-506-56001	Insurance	\$ 25,000	\$ 2,785	\$ 27,830	111.32%
04-506-57030	Regulatory Compliance	\$ 6,500	\$ 4,400	\$ 12,045	185.30%
04-506-57040	Environmental Compliance	\$ 500	\$ -	\$ -	0.00%
	TOTAL RECYCLED EXPENSES	\$ 1,301,447	\$ 94,890	\$ 1,072,945	82.44%



Date: July 21, 2020

Prepared By: Joseph B. Zoba, General Manager

Subject: Consideration to Conduct an Epidemiological Study of COVID-19 at the Wochholz Regional Water Recycling Facility

Recommendation: That the Board authorize the General Manager to execute a contract with Biobot Analytics for Fiscal Year 20-21 for a sum not to exceed \$97,920 and adopt Resolution No. 2020-36.

The Centers for Disease Control and Prevention (CDC) is responding to an outbreak of respiratory disease caused by a novel (new) coronavirus that was first detected in China and has now been detected in countries throughout the world¹, including in the United States. The virus has been named “SARS-CoV-2” and the disease it causes has been named “coronavirus disease 2019” (abbreviated “COVID-19”).

In light of rising public concern over the coronavirus disease 2019 (COVID-19), the drinking water supplied by the Yucaipa Valley Water District is clean, safe, and reliable. The SARS-CoV-2 virus has no impact on the quality or supply of tap water. The use of high pressure membranes at the Yucaipa Valley Regional Water Filtration Facility and the Wochholz Regional Water Recycling Facility have been proven to be an effective additional barrier to viruses and various undesirable chemical molecules. Additionally, the Yucaipa Valley Water District uses chlorine to disinfect the water before it enters the distribution system to protect against microorganisms such as bacteria, viruses, fungus, and other micro-organisms. This ensures safe drinking water for all our customers.

The District staff constantly monitors our distribution system to ensure that there is sufficient chlorine residual and there are no bacteriological issues. We conduct thousands of water quality tests annually to ensure our drinking water meets rigorous drinking water standards. Highly-skilled District staff constantly perform analyses both on-site and send other samples to state-certified laboratories for independent validation.

In addition, the Yucaipa Valley Water District has an extensive backflow prevention program where water cannot flow back into the drinking water system from properties that may pose a contamination risk.

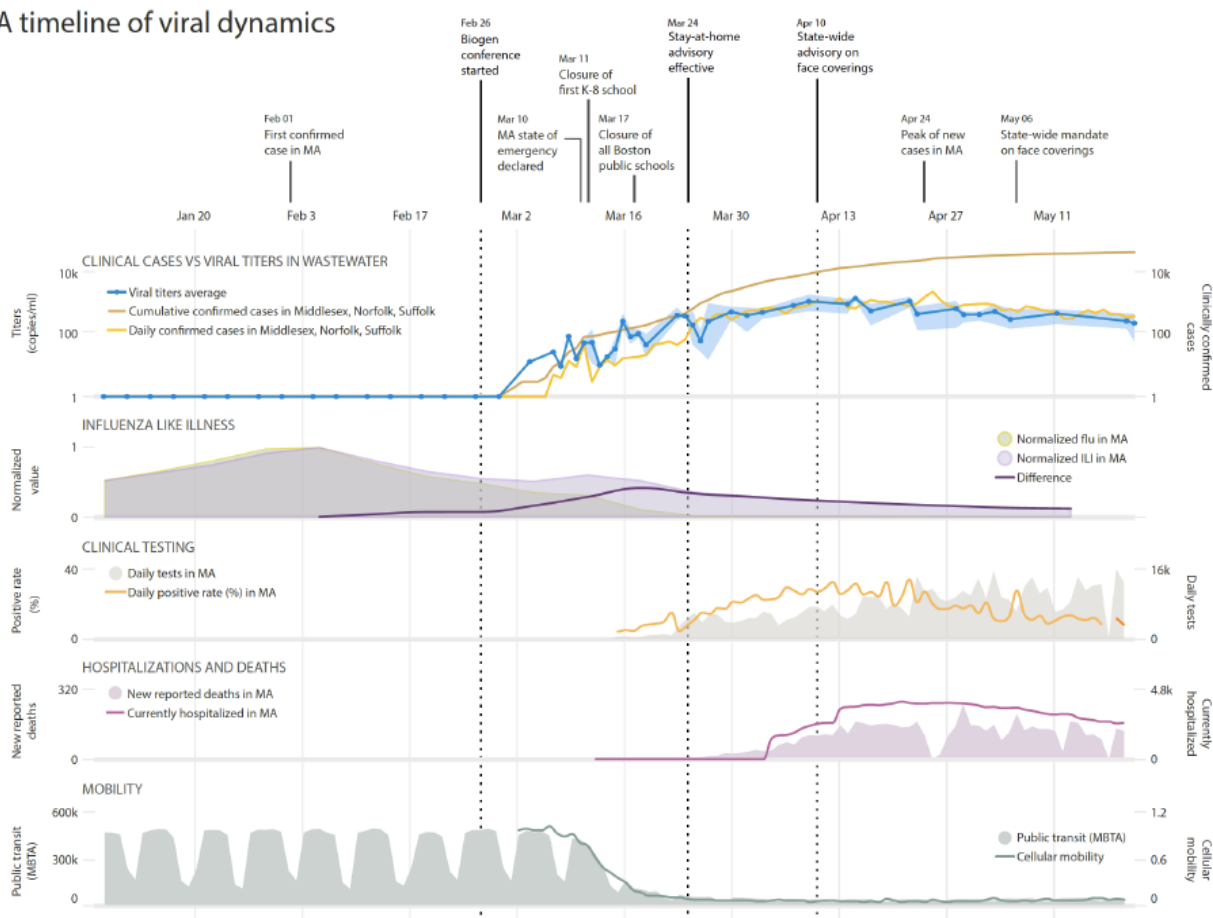
The Yucaipa Valley Water District has installed microfiltration and reverse osmosis systems that further protect drinking water and recycled water from bacteriological impacts. The recycled water supply is further protected with the use of ultraviolet disinfection and reverse osmosis membranes that are able to provide additional protections against microorganisms.

¹ Novel Coronavirus (COVID-19) Situation Summary <https://covid19.who.int/>

There have been recent studies that show epidemiological public health monitoring of sewer treatment plants can provide beneficial information for decision making and establishing public policy related to virus outbreaks (see attached news report).

At the board meeting on July 14, 2020, District staff discussed new techniques being developed to monitor for COVID-19 in sewage as a representative sample of the entire community. During the discussion there were concerns expressed about the politicization of this data. After careful thought and consideration about this issue, the District staff recommends conducting the epidemiological study for FY 20-21, but to retain the data until there can be a retrospective analysis and careful publication of the data to avoid erroneous conclusions about the results. While this approach will slow the availability of the data to the public, the result will be a more accurate and result in strongly correlated conclusions like the various data sources compiled in the illustration below.

A timeline of viral dynamics



Why test for COVID 19 in wastewater?

COVID 19 is shed in the stool of those infected with the virus and ultimately enters into the Yucaipa Valley Water District sewer system. By sampling the sewer system, the District will gain a valuable insight into the health of the entire sewer service population and is a cost-effective means of testing tens of thousands of people at once. People that are asymptomatic or otherwise not sick enough to be tested, but that still may be spreading the virus, can be quantified by this testing.

How does this process work?

1. Yucaipa Valley Water District personnel will set up specialized equipment that collects a representative sample from the sewer system over the course of a 24-hour period. Population data and wastewater flow rates will be computed for the sample.
2. Collected samples are preserved with ice and shipped to Biobot Analytics, Inc (Biobot). for a Polymerase Chain Reaction (PCR) analysis - the same type of analysis performed to test if humans are infected.
3. Through PCR, Biobot looks for the unique genetic signature of the COVID 19 virus in our samples.
4. By quantifying the amount of COVID 19 viral particles present and using the provided flow rates and population data, Biobot can estimate the prevalence of the virus in areas sampled and compare it to infection data from the San Bernardino County and Riverside County Department of Public Health for our area.

What type of data analysis and interpretation will be performed?

The testing performed detects only the genetic material from the virus. It is not able to detect whether the virus is still alive and viable in our wastewater.

The following data analysis and interpretation of results will be performed and provided to the District.

- Quantitative trend analysis, by normalizing SARS-CoV-2 to internal control for samples;
- Access to latest models to estimate burden of Covid19 in the community;
- Contextualizing results with all participating treatment facilities;
- Comparison to reported clinical cases and other data such as local and regional policy interventions;
- Support with data interpretation & communication to key stakeholders and the press (as requested.);
- Data integration with existing infrastructure (as requested).

Source: <https://www.voanews.com/usa/sewage-may-be-essential-spotting-next-covid-19-outbreak>

USA

Sewage May Be Essential to Spotting Next COVID-19 Outbreak

By Matt Dibble

July 17, 2020 02:05 PM



BERKELEY, CALIF. - Health officials are looking at an unlikely source for early signs of a COVID-19 outbreak in their communities.

Sewage.

Data about the coronavirus found in sewage can warn of an outbreak up to seven days before clinical testing shows signs of a spike, say wastewater epidemiologists. That can give public health workers time to get ready – prepare hospitals, ramp up closures and take other measures.

“You’re seeing it in sewage before people are really showing the symptoms, days and weeks before,” said Eileen White, director of wastewater for EBMUD, a utility that serves 685,000 households in San Francisco’s East Bay area.

Since the pandemic began, the field of wastewater epidemiology, which tracked polio and Ebola viruses, has grown rapidly in response. An international alliance of more than 400 researchers is collaborating to share findings and methods, in an attempt to bring the most accurate information about the disease's spread to leaders.



A pair of boats escort the Grand Princess cruise ship through San Francisco Bay Monday, March 9, 2020, in this view from Sausalito, Calif. The cruise ship carrying at least 21 people infected with the coronavirus passed under the Golden Gate Bridge...

Stricken cruise ship's waste

In early March, the Grand Princess cruise ship, carrying passengers and crew infected with the coronavirus, arrived at the Port of Oakland. White was tasked with managing its sewage.

"They came into the Port of Oakland with a cruise ship full of waste and they needed to get rid of it. And so we effectively treated some of the first coronavirus sewage," she said.

Her early experience – detecting the virus in order to successfully destroy it – led White to collaborate with other labs seeking to use wastewater to track the spread of the virus.

Gaps left by clinical testing

Testing individuals on a scale necessary to control the virus has been hampered for many reasons, including scarcity of test kits, lack of access to health care and fear. Another issue with testing: People can have the disease for days without displaying symptoms and feeling the need to be tested.

Those early days are critical because an asymptomatic person could spread the disease widely without knowing it.



FILE - A lab is pictured in the Roslin Institute in Edinburgh, Scotland, amid the outbreak of the coronavirus disease (COVID-19), May 13, 2020.

Wastewater testing can provide a more complete picture than clinical testing alone, White and other researchers said. It not only represents everyone who uses a toilet, but COVID-19 is detectable in the stool of asymptomatic people.

White's team at EBMUD is collecting and analyzing samples each week, as well as sending them to other labs to compare results. One of those is the Nelson Lab at the University of California, Berkeley.

Getting useful data from raw sewage has many challenges, Lauren Kennedy, a researcher at the lab, said.

"There's a lot of things that make wastewater complicated, right?" Kennedy said. "It's not just poop and pee in wastewater. It's also rainwater and laundry water and things that vary with time. And so that will affect how dilute the virus is in the sample, like how much we can detect."

It's a challenge that an international community of researchers has taken on.

"We're seeing people from all over the world interacting," Dr. Rose Kantor, project manager at the Nelson Lab, said. "And I think it's really unprecedented in the history of science, because typically

what happens is people have a finding and they publish it in a paper and then other scientists read about it. But we're trying to make progress in real time."



FILE - Lyn Riggins, WSSC Water spokesperson, holds up a wipe that was collected along with other debris at a pumping station in Washington.

Mobilizing to meet demand

Prior to the pandemic, Massachusetts-based Biobot Analytics was monitoring wastewater samples in communities struggling with high opioid use. When coronavirus hit, the firm switched its focus. Now its lab analyzes samples from 400 utilities in 41 U.S. states.

Dr. Mariana Matus, co-founder and chief executive of Biobot, is confident that the sampling can predict trends.

"Wastewater data that you measure today is giving you an early warning indication of how many new COVID-19 cases you will see in that community about seven days out," she said. "Wastewater gives you that window of opportunity."

Matus met her Biobot co-founder, Newsha Ghaeli, at the Massachusetts Institute of Technology. Their start-up uses machine-learning and other modeling technology to analyze their findings.

"Our objective is to make sure that the data is understandable and actionable by nonexperts rather than just reporting what comes out of the lab," Matus said.

Biobot's estimates have revealed large discrepancies between confirmed cases in a community and what wastewater can detect – sometimes 10 times the amount. A week later, their projections are often proven correct, Matus said.

“What we have discovered is that when we find that large discrepancy, our data is usually actually forecasting that it's going to be an increase in cases in the next few days,” she said.

Not only is wastewater testing predictive, it is also more equitable, Matus said.

“What better tool to use for public health than wastewater. Every time we are using the toilet, we are basically contributing to that data set. And it doesn't matter if we have access to health care, if we have insurance coverage or if culturally we don't feel super safe to go into the hospital. We still count,” she said.

Kantor, at Berkeley, agreed. “The amount of value that people suddenly see in wastewater, I think it's refreshing to realize that it is the catchment of all of society and we have a way of tracking important diseases, and I think it'll probably be used going well into the future as well.”

The Nelson Lab at Berkeley plans to monitor sewage on their own campus this fall to support the university's safe reopening.

RESOLUTION NO. 2020-36

RESOLUTION OF THE YUCAIPA VALLEY WATER DISTRICT AUTHORIZING FUND TRANSFER NO. 1 FOR FISCAL YEAR 2021 WITHIN THE SEWER ENTERPRISE FOR COVID-19 TESTING OF INFLUENT SEWAGE

WHEREAS, the Yucaipa Valley Water District recognizes the importance of funding projects and programs within the District with funds set aside for this purpose, and

WHEREAS, the Board of Directors has approved an analytical investigation regarding the testing and analysis of COVID-19 in raw sewage to determine the applicability of methods and techniques to predict public health trends in the community.

NOW, THEREFORE, the Board of Directors of the Yucaipa Valley Water District hereby RESOLVE, DETERMINE, and ORDER as follows:

Section 1: Fund Transfer No. 1 in the amount of \$97,920 from the Sewer Water Fund Infrastructure Reserves (03-000-10311) to fund 100% of the Epidemiology study with Biobot Analytics up to the transferred amount.

PASSED, APPROVED and ADOPTED this 21st day of July 2020.

YUCAIPA VALLEY WATER DISTRICT

Chris Mann, President Board of Directors

ATTEST:

Joseph B. Zoba, General Manager



Date: July 21, 2020

Prepared By: Joseph B. Zoba, General Manager

Subject: Consideration to Sell 37.67 Shares of North Fork Water Company Shares to East Valley Water District

Recommendation: That the Board authorize the General Manager to sell 37.67 shares of North Fork Water Company shares to East Valley Water District for \$21,434.23.

The Yucaipa Valley Water District purchased 37.67 shares of North Fork Water Company as an opportunity to diversify our water portfolio in the region. With the construction of the East Branch Extension in 2002, the District found that the delivery of water from the State Water Project was a more reliable and dependable source of supply for our community.

The East Valley Water District is currently the majority shareholder in the North Fork Water Company and has requested the Yucaipa Valley Water District consider selling our shares to further perfect their holding in the mutual water company. Since the District has been unable to receive water from North Fork Water Company, the sale of the 37.67 shares of stock would be a reasonable way to improve the cooperative spirit and overall water management in the region.



June 16, 2020

Yucaipa Valley Water District
PO Box 730
Yucaipa, CA 92399

Yucaipa Valley Water District,

When originally constructed in 1885, the North Fork Ditch utilized innovative engineering techniques to serve local agriculture. Since then, technology has advanced resulting in the development of more efficient water delivery methods. Over the last few years, the North Fork Water Company has been assessing infrastructure conditions and improvement needs, clarifying Rules of the Ditch, and struggling to deliver irrigation water with inefficient delivery methods, while ever stricter water conservation rules are handed down from the State.

At the April 2, 2019, Annual Shareholder's Meeting, Brian Brady & Associates established that each North Fork share has an assessed valuation of \$550. Mr. Brady updated his analysis on April 27, 2020 and determined that the market value of a share equates to \$569 a 3.5% increase. Please see attached valuation. As a result of this process, East Valley Water District has extended an offer to purchase all remaining North Fork shares while still coordinating with those that are currently taking active monthly deliveries.

Below is a summary of the offer:

Shares Owned	Per Share Valuation	East Valley Water District's Offer
37.67	\$569.00	\$21,434.23

If you chose to allow East Valley Water District to purchase shares prior to July 17, 2020, then you would not be responsible for the 2020-21 assessments.

We look forward to continued cooperation and collaboration. For more information regarding the transfer of shares, please contact Justine Hendricksen, the Board Secretary at (909) 885-4900.

Thank you,

General Manager

HIGHLAND, CALIFORNIA

B R I A N J . B R A D Y & A S S O C I A T E S

37850 DE PORTOLA ROAD
TEMECULA, CALIFORNIA 92592
TELEPHONE: 951.551.8933
EMAIL: BJBASSOCIATES@AOL.COM

April 27, 2020

Mr. John Mura
General Manager/CEO
3111 Greenspot Road
Highland, CA 92346

Subject: North Fork Water Company Valuation at January 31, 2020
Adjustment to Valuation Letter Dated March 18, 2019

Mr. Mura:

On January 18, 2018, Brian J. Brady & Associates presented a Summary Appraisal Report ("Report") for the North Fork Water Company ("NFWC") water system ("Utility") located in Highland, California. This opinion of value was prepared for use by the NFWC for, among other purposes, establishing an opinion of the mutual water company's stock value.

As a precedent for developing the opinion of value, the Utility was evaluated using approaches that are recognized throughout the industry as required for consideration by the Uniform Standards of Professional Appraisal Practice ("USPAP"), 2016-2017 edition, specifically:

- Replacement Cost New Less Depreciation
- Income
- Comparable Sales

The NFWC subsequently requested that the Utility valuation be updated to January 31, 2019. That updated valuation was provided in my above-referenced letter of March 18, 2019. This letter further updates the Utility valuation to January 31, 2020.

As indicated in Section 1.5 of the original Report, the valuation was effective January 31, 2018, and was valid for six months. Thereafter, valuation calculations would need to reflect any significant changes in cost inputs, including:

- Substitute water (presumably State Water Project, or SWP) price per acre-foot
- Changes in the rolling ten year average annual deliveries (in acre-feet) to shareholders from the North Fork Canal

- Changes in interest and capitalized earnings rates assumptions
- Engineering News Record (ENR) cost indices (Los Angeles region)
- Most recent NFWC financials

To arrive at an original opinion of value, the cost approach was weighted at approximately 40%, the income approach at approximately 30%, and the comparable sales approach at approximately 30%, for this special purpose property. The opinion of value presented my opinion of the amount of money a knowledgeable buyer would pay and a knowledgeable seller would accept, both willing to enter into a transaction with the Utility in its then condition and probable use.

The results of the calculations and analyses, performed in accordance with each applicable approach, were detailed throughout the body of the original Report. Those calculations have been updated based upon interest and capitalized earnings rates, substitute water pricing and ENR indices. By far, the most significant input in the analysis was the use of the current historically low interest rates, which has the effect of boosting capitalized estimates. The updated January 31, 2020 values are summarized as follows:

- Replacement Cost New Less Depreciation: \$6,105,000 (up 4%)
- Income: \$3,320,000 (up 9%)
- Comparable Sales: \$4,495,000 (up 4%)

Considering the results provided above, in conjunction with my prior experience and professional judgment, my opinion of the value of the NFWC utility system as of January 31, 2020 is: \$4,787,000 (5% weighted increase.)

On the question of the market value of a share NFWC stock, my updated analysis has determined it to be \$569, an increase of \$19/share or about 3.5% from January 31, 2019.

Questions have been raised in the past as to the reason why the per share value would not be the current value of the utility system (\$4,787,000) divided by the number of shares outstanding (7156.)

- The utility system is considered a special purpose property. There are four (4) criteria which establish whether property should be considered special purpose property: a. Uniqueness; b. Property must be used for a special purpose; c. No widespread market for the type of property; d. The property's use must be economically feasible and reasonably expected to be replaced.
- The function of this utility system is to supply raw, untreated water to mutual shareholders in Highland, California. The utility system was specially built for the specific purposes for which it was designed, and continues to be used for those purposes. There is no question that those assets would continue to be

substantially used for utility purposes and they would continue to be renewed, replaced and/or maintained for such purposes.

- The highest and best use for the utility system is as a public water system. Since the assets are specifically designed, configured, and constructed solely for the public water utility system use, no alternate highest and best use was considered.
- The appropriate market for the utility system is as a special purpose utility system providing for utility service in the public utility market.
- Since the utility system is an ongoing business, the individual shareholder has no equity interest in the operating assets of the NFWC that can be monetized in the stock value, as it could if considering a “break up” value (i.e. selling off individual assets.)
- The utility system is a non-profit operation with no opportunity to earn a rate of return on its operating assets.
- Each shareholder has a right to the annual yield of the North Fork Canal proportionate to the number of shares held.
- Each share represents an annual supply benefit of .579 acre-feet.
- The net present value of the annual supply benefit (based upon the value of substitute water) is \$569 per share as of January 31, 2020.

Should you have any questions or need further assistance, please feel free to call.

Consistent with original Report, this updated valuation is valid for six months from January 31, 2020.

Very truly yours,



Brian J. Brady, P.E.

VALUATION CERTIFICATION

I certify that, to the best of my knowledge and belief, the statements of fact contained in this Valuation Update (Update) are true and correct.

I further certify that the reported analyses, opinions, and conclusions are limited only by the reported assumptions and limiting conditions, and are my personal, unbiased professional analyses, opinions and conclusions.

I have no present or prospective interest in the property that are the subject of this Update, and I have no personal interest or bias with respect to the parties involved.

My compensation is not contingent upon the reporting of a predetermined value or direction in value that favors the cause of the client, the amount of the value estimate, the attainment of a stipulated result, or the occurrence of a subsequent event.

My analyses, opinions, and conclusions were developed, and this Update has been prepared, in conformity with the requirements of the Code of Professional Ethics and the Uniform Standards of Professional Appraisal Practice of The Appraisal Foundation.

No other person provided significant professional assistance to me for this Update.

Note that no land or easement appraisal has been conducted here and the results thereof may alter the opinions stated.

Note that this Update was prepared for a specific use and no other use is authorized.



Brian J. Brady, P.E.
CA Professional Engineer No. C23749



Date: July 21, 2020

Prepared By: Matthew Porras, Implementation Manager

Subject: Consideration of Change Order No. 1 and Filing of a Notice of Completion for the Replacement of the Drinking Water Reservoir R-16.6 - Calimesa

Recommendation: That the Board authorize the General Manager to execute Change Order No.1 and file the Notice of Completion for the Replacement of the Drinking Water Reservoir R-16.6 Project.

On December 17, 2019, the Board of Directors awarded a contract to Superior Tank Company for the replacement of Drinking Water Reservoir R-16.6 for a sum not to exceed \$565,668 [Director Memorandum 19-138]. .

On June 25, 2020 District staff coordinated an inspection of the site with the State Water Resources Control Board, Division of Drinking Water (DDW). The site successfully passed the inspection without any corrections recommended. The received authorization from DDW on July 6, 2020 to bring the facility online with the distribution system. Also on July 6, 2020 DDW approved the Permit Amendment No. 05-13-20PA-009 that was submitted to add the new R16.6 tank to the Districts permit (Distribution System No. 3610055).

With the completion of the tank structure and site piping, along with the approval from DDW, District staff operated the necessary valves to include the new R16.6 into the system on July 7, 2020.

Change Order No. 1 reflects the reduction of the original contract amount by \$25,000 from \$565,668 to \$540,668.

	Contract Changes	Contract Amount	Percentage Change from Original Bid Amount	Reference
Original Bid Amount		\$565,668	--	DM 19-138
Change Order No. 1	(\$25,000)	\$540,668	(4.42%)	DM 20-118

This project will be paid for by the Water Fund, Infrastructure Reserves Account [G/L Account #02-000-10311]. This project was included in the CIP budget estimated for fiscal year 2021-22 but as a result of the urgency will be moved to the current fiscal year.

C.O. NO. 1

PAGE 1 OF 2

CONTRACT CHANGE ORDER NO. 1

CONTRACT Reservoir R-16.6 Replacement DATED December 17, 2019 BY AND BETWEEN
Yucaipa Valley Water District (OWNER), AND Superior Tank Co. Inc.
 (CONTRACTOR), is hereby directed to make the following change(s) in Contract Work:

ITEM NO.	DESCRIPTION OF CHANGE	DECREASE \$	INCREASE \$
1	Final Project Close-out	\$25,000.00	

Total DECREASE in Contract Amount	<u>(\$25,000.00)</u>
Total INCREASE in Contract Amount	<u>\$0.00</u>
Net change in Contract Amount	<u>(\$25,000.00)</u>
Contract Amount Prior to Change	<u>\$565,668.00</u>
Contract Amount Adjusted for Change	<u>\$540,668.00</u>

Rev 0614
 Reservoir R-16.6 Replacement

Change Order Form S-1

CONTRACT CHANGE ORDER NO. 1

PAGE 2 OF 2

By reason of Change Order No. 1, time of completion shall be adjusted as follows:

30 Calendar Days. Adjusted Contract Completion Date shall be: July 14, 2020.

All provisions of the Contract shall apply hereto, and shall become effective when fully executed (signed and dated) by both parties.

Recommended by (Engineer) Patricia M. Vlatun Date: 7-15-20

Accepted by (Contractor) George Hays Date: 7/15/2020

Approved by (Owner) _____ Date: _____

Remarks _____



July 15, 2020

818-127.6 F/C

Matthew Porras
Yucaipa Valley Water District
P.O. Box 730
Yucaipa, CA 92399

Subject: Reservoir R-16.6 Replacement Project
Recommendation of Acceptance of Contract Work

Dear Mr. Porras:

All work required to be performed by Superior Tank Co. Inc. for the Reservoir R-16.6 Replacement Project is essentially complete and the final Contract Amount for same is set forth as follows:

Original Contract Amount:	\$565,668.00
Contract Change Orders:	<u>(\$25,000.00)</u>
Final Contract Amount:	\$540,668.00

Since the Contract Work has been essentially completed in accordance with the Contract Documents, we recommend the District accept said Work. Subsequent to Board acceptance, a Notice of Completion should be filed and thereafter, following the lien period, the District should make final payment (i.e. release retained amount), provided no Stop Notices have been filed.

If you have any questions, please call.

Sincerely,

KRIEGER & STEWART

A handwritten signature in blue ink that reads 'Patrick M. Watson'.

Patrick M. Watson

PMW/
818-127-RECACCEPT

Record Without Fee
Per Govt. Code 6103

Recording Requested By:
Yucaipa Valley Water District

And When Recorded Mail To:

Yucaipa Valley Water District
P.O. Box 730
Yucaipa, CA 92399

SPACE ABOVE THIS LINE FOR RECORDERS USE

NOTICE OF COMPLETION

Project Number/CMMS Number: 79011
Director Memorandum Number for Authorization: DM 19-138
Director Memorandum Number for Notice of Completion: DM 19-


Notice pursuant to Civil Code Section 3093, must be filed within 10 days after completion.

Notice is hereby given that:

1. The undersigned is owner or corporate officer of the owner of the interest in the property hereinafter described:
2. The full name of the owner is Yucaipa Valley Water District
3. The full address of the owner is 12770 Second Street, Yucaipa, CA 92399
4. The Nature of the Interest or Estate of the Undersigned is: In Fee
5. A work performed hereinafter described was completed on July, 14 2020. The work done was: Removal and replacement of drinking water reservoir R16.6 and appurtenances.
6. The name of the contractor for such work was: Superior Tank Company Inc..
December 17, 2019
(Date of Contract)
7. The property on which said work was complete in the City of Calimesa
County of Riverside, State of CA, and is described as APN: 407-280-011
8. The street address of said property is 37610 Leta Drive

(if no street address has been assigned, insert "none")

Dated July 15, 2020


Matthew Porras, Implementation Manager
Yucaipa Valley Water District

Verification

I, the undersigned, say: I am the General Manager of the Declarant of the foregoing Notice of Completion; I have read said Notice of Completion and know the comments thereof; the same is true to my knowledge. I declare under penalty of perjury that the foregoing is true and correct.

Executed on July, 21, 2020 at Yucaipa, CA.

Joseph B. Zoba, General Manager
Yucaipa Valley Water District



Date: July 21, 2020

Prepared By: Joseph B. Zoba, General Manager

Subject: Discussion Regarding the Cancellation of Two Consecutively Scheduled Board Meetings

Recommendation: That the Board cancel the board meetings on July 28, 2020 and August 4, 2020.

On March 24, 2020, the Board of Directors adopted Resolution No. 2020-16 in response to COVID-19 which established weekly board meetings to provide an opportunity for the Board of Directors to rapidly respond to potential impacts associated with localized Coronavirus infections.

The Yucaipa Valley Water District is one of the few public agencies that has increased the frequency of board meetings to make sure the elected officials and the public are informed about any potential operational issue or related impact during the pandemic.

While the impacts of COVID-19 are currently stable for District operations, the District staff recommends cancelling the board meetings scheduled for Tuesday, July 28, 2020 and Tuesday, August 4, 2020. The weekly board meetings will resume on August 11, 2020.

RESOLUTION NO. 2020-16

A RESOLUTION OF THE YUCAIPA VALLEY WATER DISTRICT REDESIGNATING THE TIME AND PLACE FOR HOLDING REGULAR MEETINGS OF THE BOARD OF DIRECTORS

WHEREAS, the Yucaipa Valley Water District (the "District") is a public agency of the State of California organized and existing pursuant to the provisions of the County Water District Law of this State (Section 30000, et seq. of the Water Code); and

WHEREAS, the Ralph M. Brown Act at Section 54954 of the Government Code requires the adoption of a resolution specifying the time and place of regular meetings of the Board of Directors of the Yucaipa Valley Water District ("District"); and

WHEREAS, the District has previously conducted its regular Board meetings on the first and third Tuesdays of each month and its regular workshops on the second and last Tuesday of each month; and

WHEREAS, it is the intent of the Board of Directors by this Resolution to change its regular Board meetings to each and every Tuesday of each month at 4:00 p.m., which meetings shall be conducted telephonically, until further notice, in order to facilitate the Governor's Executive Order N-29-20 issued on March 17, 2020 declaring a State of Emergency in the State of California as a result of the threat of COVID-19 also known as the Coronavirus. A copy of that Executive Order is attached to this Resolution.

NOW, THEREFORE, BE IT RESOLVED by the Board of Directors of the Yucaipa Valley Water District as follows:

1. The District's regular Board meetings shall be held telephonically each Tuesday of each month at 4:00 p.m. until further notice and the District's regular Board workshops shall no longer be held until further notice. Special Board meetings may also be noticed from time-to-time.
2. Until further notice and as long as the State of Emergency remains in effect, the regular meetings and any special meetings of the Board of Directors will be held telephonically pursuant to the Governor's Executive Order N-29-20. Board members may participate telephonically and may not be physically present at such Board meetings. The public shall have the right to listen and offer public comment at such telephonic meetings as instructed in the agenda for each such meeting. While not anticipated, such meetings may also be noticed at the Board meeting room at the District's office located at 12770 Second Street, Yucaipa, California 92399. Such meetings may be noticed for another District location from time-to-time as the District, by and through its Board of Directors, Board President or Vice-President or its General Manager, so determines.
3. Such regular Board of Directors' meetings may be adjourned or rescheduled to another date or time or District location to accommodate a holiday, for lack of a quorum or for the convenience of the members of the Board of Directors.

4. This Resolution shall be effective immediately and all previous resolutions, setting the time and place for regular and special meetings of the Board of Directors.

PASSED, APPROVED and ADOPTED this 24th day of March 2020.

YUCAIPA VALLEY WATER DISTRICT

ATTEST:

Chris Mann, President Board of Directors

Joseph B. Zoba, General Manager

Board Reports and Comments



Yucaipa Valley Water District



FACTS ABOUT THE YUCAIPA VALLEY WATER DISTRICT

Service Area Size: 40 square miles (sphere of influence is 68 square miles)

Elevation Change: 3,140 foot elevation change (from 2,044 to 5,184 feet)

Number of Employees: 5 elected board members
72 full time employees

FY 2019-20 Operating Budget: Water Division - \$14,455,500
Sewer Division - \$12,217,712
Recycled Water Division - \$1,301,447

Number of Services: 13,794 drinking water connections serving 19,243 units
14,104 sewer connections serving 22,774 units
111 recycled water connections serving 460 units

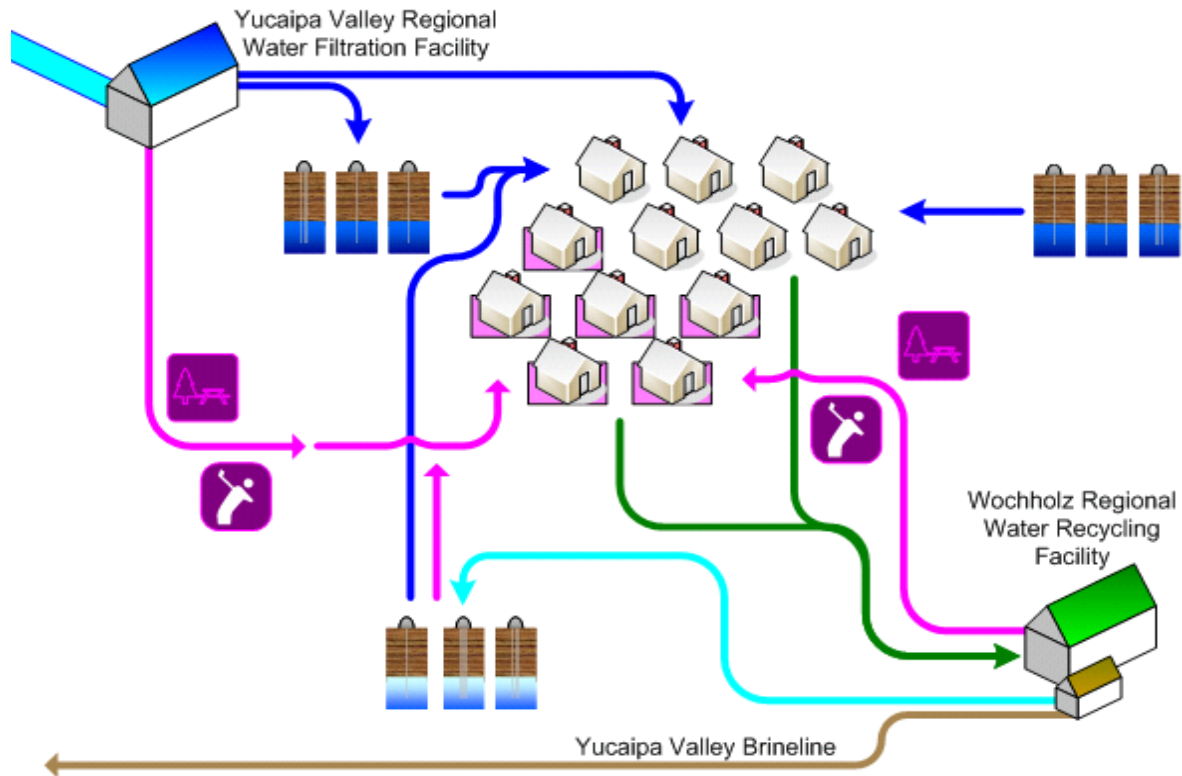
Water System: 223 miles of drinking water pipelines
2,033 fire hydrants
27 reservoirs - 34 million gallons of storage capacity
18 pressure zones
2.958 billion gallon annual drinking water demand
Two water filtration facilities:
- 1 mgd at Oak Glen Surface Water Filtration Facility
- 12 mgd at Yucaipa Valley Regional Water Filtration Facility

Sewer System: 8.0 million gallon treatment capacity - current flow at 3.5 mgd
213 miles of sewer mainlines
4,504 sewer manholes
5 sewer lift stations
1.27 billion gallons of recycled water produced per year

Recycled Water: 22 miles of recycled water pipelines
5 reservoirs - 12 million gallons of storage
0.681 billion gallon annual recycled water demand

Brine Disposal: 2.2 million gallon desalination facility at sewer treatment plant
1.756 million gallons of Inland Empire Brine Line capacity
0.595 million gallons of treatment capacity in Orange County

Sustainability Plan: A Strategic Plan for a Sustainable Future: The Integration and Preservation of Resources, adopted on August 20, 2008.



Typical Rates, Fees and Charges:

- Drinking Water Commodity Charge:

1,000 gallons to 15,000 gallons	\$1.429 per each 1,000 gallons
16,000 gallons to 60,000 gallons	\$1.919 per each 1,000 gallons
61,000 gallons to 100,000 gallons	\$2.099 per each 1,000 gallons
101,000 gallons or more	\$2.429 per each 1,000 gallons
- Recycled Water Commodity Charge:

1,000 gallons or more	\$1.425 per each 1,000 gallons
-----------------------	--------------------------------
- Water Meter Service Charge (Drinking Water or Recycled Water):

5/8" x 3/4" Water Meter	\$14.00 per month
1" Water Meter	\$23.38 per month
1-1/2" Water Meter	\$46.62 per month
- Sewer Collection and Treatment Charge:

Typical Residential Charge	\$42.43 per month
----------------------------	-------------------

State Water Contractors: San Bernardino Valley Municipal Water District
San Gorgonio Pass Water Agency



	San Bernardino Valley Municipal Water District	San Gorgonio Pass Water Agency
Service Area Size	353 square miles	222 square miles
Table "A" Water Entitlement	102,600 acre feet	17,300 acre feet
Imported Water Rate	\$125.80 / acre foot	\$399 / acre foot
Tax Rates for FY 2019-20	\$0.1425 per \$100	\$0.1775 per \$100
Number of Board Members	Five (5)	Seven (7)
Operating Budget FY 2019-20	\$58,372,000	\$9,551,000

Imported Water Charges (Pass-through State Water Project Charge)

- San Bernardino Valley Municipal Water District - Customers in San Bernardino County or City of Yucaipa pay a pass-through amount of \$0.270 per 1,000 gallons.
- San Gorgonio Pass Water Agency - Customers in Riverside County or City of Calimesa pay a pass-through amount of \$0.660 per 1,000 gallons. A proposed rate change to \$0.857 per 1,000 gallons is pending future consideration by YVWD.





GLOSSARY OF COMMONLY USED TERMS

Every profession has specialized terms which generally evolve to facilitate communication between individuals. The routine use of these terms tends to exclude those who are unfamiliar with the particular specialized language of the group. Sometimes jargon can create communication cause difficulties where professionals in related fields use different terms for the same phenomena.

Below are commonly used water terms and abbreviations with commonly used definitions. If there is any discrepancy in definitions, the District's Regulations Governing Water Service is the final and binding definition.

Acre Foot of Water - The volume of water (325,850 gallons, or 43,560 cubic feet) that would cover an area of one acre to a depth of 1 foot.

Activated-Sludge Process - A secondary biological wastewater treatment process where bacteria reproduce at a high rate with the introduction of excess air or oxygen and consume dissolved nutrients in the wastewater.

Annual Water Quality Report - The document is prepared annually and provides information on water quality, constituents in the water, compliance with drinking water standards and educational material on tap water. It is also referred to as a Consumer Confidence Report (CCR).

Aquifer - The natural underground area with layers of porous, water-bearing materials (sand, gravel) capable of yielding a supply of water; see Groundwater basin.

Backflow - The reversal of water's normal direction of flow. When water passes through a water meter into a home or business it should not reverse flow back into the water mainline.

Best Management Practices (BMPs) - Methods or techniques found to be the most effective and practical means in achieving an objective. Often used in the context of water conservation.

Biochemical Oxygen Demand (BOD) - The amount of oxygen used when organic matter undergoes decomposition by microorganisms. Testing for BOD is done to assess the amount of organic matter in water.

Biosolids - Biosolids are nutrient rich organic and highly treated solid materials produced by the wastewater treatment process. This high-quality product can be recycled as a soil amendment on farmland or further processed as an earth-like product for commercial and home gardens to improve and maintain fertile soil and stimulate plant growth.

Capital Improvement Program (CIP) - Projects for repair, rehabilitation, and replacement of assets. Also includes treatment improvements, additional capacity, and projects for the support facilities.

Certificate of Participation (COP) - A type of financing where an investor purchases a share of the lease revenues of a program rather than the bond being secured by those revenues.

Coliform Bacteria - A group of bacteria found in the intestines of humans and other animals, but also occasionally found elsewhere used as indicators of sewage pollution. E. coli are the most common bacteria in wastewater.

Collections System - In wastewater, it is the system of typically underground pipes that receive and convey sanitary wastewater or storm water.

Conjunctive Use - The coordinated management of surface water and groundwater supplies to maximize the yield of the overall water resource. Active conjunctive use uses artificial recharge, where surface water is intentionally percolated or injected into aquifers for later use. Passive conjunctive use is to simply rely on surface water in wet years and use groundwater in dry years.

Consumer Confidence Report (CCR) - see Annual Water Quality Report.

Contaminants of Potential Concern (CPC) - Pharmaceuticals, hormones, and other organic wastewater contaminants.

Cross-Connection - The actual or potential connection between a potable water supply and a non-potable source, where it is possible for a contaminant to enter the drinking water supply.

Disinfection by-Products (DBPs) - The category of compounds formed when disinfectants in water systems react with natural organic matter present in the source water supplies. Different disinfectants produce different types or amounts of disinfection byproducts. Disinfection byproducts for which regulations have been established have been identified in drinking water, including trihalomethanes, haloacetic acids, bromate, and chlorite

Drought - a period of below average rainfall causing water supply shortages.

Fire Flow - The ability to have a sufficient quantity of water available to the distribution system to be delivered through fire hydrants or private fire sprinkler systems.

Gallons per Capita per Day (GPCD) - A measurement of the average number of gallons of water use by the number of people served each day in a water system. The calculation is made by dividing the total gallons of water used each day by the total number of people using the water system.

Groundwater Basin - An underground body of water or aquifer defined by physical boundaries.

Groundwater Recharge - The process of placing water in an aquifer. Can be a naturally occurring process or artificially enhanced.

Hard Water - Water having a high concentration of minerals, typically calcium and magnesium ions.

Hydrologic Cycle - The process of evaporation of water into the air and its return to earth in the form of precipitation (rain or snow). This process also includes transpiration from plants, percolation into the ground, groundwater movement, and runoff into rivers, streams, and the ocean; see Water cycle.

Levels of Service (LOS) - Goals to support environmental and public expectations for performance.

Mains, Distribution - A network of pipelines that delivers water (drinking water or recycled water) from transmission mains to residential and commercial properties, usually pipe diameters of 4" to 16".

Mains, Transmission - A system of pipelines that deliver water (drinking water or recycled water) from a source of supply the distribution mains, usually pipe diameters of greater than 16".

Meter - A device capable of measuring, in either gallons or cubic feet, a quantity of water delivered by the District to a service connection.

Overdraft - The pumping of water from a groundwater basin or aquifer in excess of the supply flowing into the basin. This pumping results in a depletion of the groundwater in the basin which has a net effect of lowering the levels of water in the aquifer.

Pipeline - Connected piping that carries water, oil, or other liquids. See Mains, Distribution and Mains, Transmission.

Point of Responsibility, Metered Service - The connection point at the outlet side of a water meter where a landowner's responsibility for all conditions, maintenance, repairs, use and replacement of water service facilities begins, and the District's responsibility ends.

Potable Water - Water that is used for human consumption and regulated by the California Department of Public Health.

Pressure Reducing Valve - A device used to reduce the pressure in a domestic water system when the water pressure exceeds desirable levels.

Pump Station - A drinking water or recycled water facility where pumps are used to push water up to a higher elevation or different location.

Reservoir - A water storage facility where water is stored to be used at a later time for peak demands or emergencies such as fire suppression. Drinking water and recycled water systems will typically use concrete or

steel reservoirs. The State Water Project system considers lakes, such as Shasta Lake and Folsom Lake to be water storage reservoirs.

Runoff - Water that travels downward over the earth's surface due to the force of gravity. It includes water running in streams as well as over land.

Santa Ana River Interceptor (SARI) Line - A regional brine line designed to convey 30 million gallons per day (MGD) of non-reclaimable wastewater from the upper Santa Ana River basin to Orange County Sanitation District for treatment, use and/or disposal.

Secondary treatment - Biological wastewater treatment, particularly the activated-sludge process, where bacteria and other microorganisms consume dissolved nutrients in wastewater.

Service Connection - The water piping system connecting a customer's system with a District water main beginning at the outlet side of the point of responsibility, including all plumbing and equipment located on a parcel required for the District's provision of water service to that parcel.

Sludge - Untreated solid material created by the treatment of wastewater.

Smart Irrigation Controller - A device that automatically adjusts the time and frequency which water is applied to landscaping based on real-time weather such as rainfall, wind, temperature, and humidity.

South Coast Air Quality Management District (SCAQMD) - Regional regulatory agency that develops plans and regulations designed to achieve public health standards by reducing emissions from business and industry.

Special district - A form of local government created by a local community to meet a specific need. Yucaipa Valley Water District is a County Water District formed pursuant to Section 30000 of the California Water Code

Supervisory Control and Data Acquisition (SCADA) - A computerized system which provides the ability to remotely monitor and control water system facilities such as reservoirs, pumps, and other elements of water delivery.

Surface Water - Water found in lakes, streams, rivers, oceans, or reservoirs behind dams. In addition to using groundwater, Yucaipa Valley Water District receives surface water from the Oak Glen area.

Sustainable Groundwater Management Act (SGMA) - Pursuant to legislation signed by Governor Jerry Brown in 2014, the Sustainable Groundwater Management Act requires water agencies to manage groundwater extractions to not cause undesirable results from over production.

Transpiration - The process by which water vapor is released into the atmosphere by living plants.

Trickling filter - A biological secondary treatment process in which bacteria and other microorganisms, growing as slime on the surface of rocks or plastic media, consume nutrients in wastewater as it trickles over them.

Underground Service Alert (USA) - A free service (<https://www.digalert.org>) that notifies utilities such as water, telephone, cable and sewer companies of pending excavations within the area (dial 8-1-1 at least 2 working days before you dig).

Urban runoff - Water from city streets and domestic properties that carry pollutants into the storm drains, rivers, lakes, and oceans.

Valve - A device that regulates, directs, or controls the flow of water by opening, closing, or partially obstructing various passageways.

Wastewater - Any water that enters the sanitary sewer.

Water Banking - The practice of actively storing or exchanging in-lieu surface water supplies in available groundwater basin storage space for later extraction and use by the storing party or for sale or exchange to a third party. Water may be banked as an independent operation or as part of a conjunctive use program.

Water Cycle - The continuous movement water from the earth's surface to the atmosphere and back again.

Water Pressure - Water pressure is created by the weight and elevation of water and/or generated by pumps that deliver water to customers.

Water Service Line - A water service line is used to deliver water from the Yucaipa Valley Water District's mainline distribution system.

Water table - the upper surface of the zone of saturation of groundwater in an unconfined aquifer.

Water transfer - a transaction, in which a holder of a water right or entitlement voluntarily sells/exchanges to a willing buyer the right to use all or a portion of the water under that water right or entitlement.

Watershed - A watershed is the region or land area that contributes to the drainage or catchment area above a specific point on a stream or river.

Water-Wise House Call - a service which provides a custom evaluation of a customer's indoor and outdoor water use and landscape watering requirements.

Well - a hole drilled into the ground to tap an underground aquifer.

Wetlands - lands which are fully saturated or under water at least part of the year, like seasonal vernal pools or swamps.





COMMONLY USED ABBREVIATIONS

AQMD	Air Quality Management District
BOD	Biochemical Oxygen Demand
CARB	California Air Resources Board
CCTV	Closed Circuit Television
CWA	Clean Water Act
EIR	Environmental Impact Report
EPA	U.S. Environmental Protection Agency
FOG	Fats, Oils, and Grease
GPD	Gallons per day
MGD	Million gallons per day
O & M	Operations and Maintenance
OSHA	Occupational Safety and Health Administration
POTW	Publicly Owned Treatment Works
PPM	Parts per million
RWQCB	Regional Water Quality Control Board
SARI	Santa Ana River Inceptor
SAWPA	Santa Ana Watershed Project Authority
SBVMWD	San Bernardino Valley Municipal Water District
SCADA	Supervisory Control and Data Acquisition system
SGMA	Sustainable Groundwater Management Act
SSMP	Sanitary Sewer Management Plan
SSO	Sanitary Sewer Overflow
SWRCB	State Water Resources Control Board
TDS	Total Dissolved Solids
TMDL	Total Maximum Daily Load
TSS	Total Suspended Solids
WDR	Waste Discharge Requirements
YVWD	Yucaipa Valley Water District